

RCBO, 10 kA, 1P+N, Type AC, 100 mA, C-Char, In: 6 A, Un AC: 230 V



Model	
product brand name	SENTRON
Product designation	RCBO
Design of the product	Instantaneous
General technical data	
number of poles	2
Number of poles / Note	1P+N
Number of poles / with protection	1
Tripping characteristic class	C
circuit-breaker / Design	5SU1
Mechanical service life (switching cycles) / typical	10 000
overvoltage category	III
Degree of pollution	2
Voltage	
Surge current resistance / at (8/20) μ s	1 kA
Supply voltage	
type of voltage	AC
Operating current / at AC / rated value	6 A

Supply voltage	
<ul style="list-style-type: none"> • at AC / rated value • for testing equipment / minimum 	230/240 V 100 V
Operating frequency	50 Hz
Supply voltage frequency / rated value	50 Hz

Protection class	
Protection class IP	IP20, if the distribution board is installed, with connected conductors

Switching capacity	
Breaking capacity short-circuit current (I _{cn}) / according to EN 61009-1 / rated value	10 kA
Switching capacity current	
<ul style="list-style-type: none"> • acc. to EN 60898 / rated value • acc. to IEC 60947-2 / rated value 	10 kA 35 kA
Rated residual switching capacity (I _{Δm}) / according to IEC 61009-1	10 kA
Energy limiting class	3

Dissipation	
<ul style="list-style-type: none"> • Power loss [W] / for rated value of the current / at AC / in hot operating state / per pole • power loss [W] / maximum 	1.9 W 3.8 W

Current	
Tripping residual current / rated value	100 mA
Tripping residual / rated value / derated current	
<ul style="list-style-type: none"> • at 30 Cel • at 40 Cel • at 45 Cel • at 50 Cel • at 55 Cel • at 60 Cel • at 65 Cel • at 70 Cel 	6 A 5.7 A 5.58 A 5.4 A 5.22 A 5.1 A 4.86 A 4.62 A
Type of fault current	AC

Product details	
Product function / neutral conductor switching	Yes
Product feature / Touch protection	Yes
product feature	
<ul style="list-style-type: none"> • halogen-free • silicon-free 	Yes Yes

Connections

connectable conductor cross-section / solid	
<ul style="list-style-type: none"> • minimum • maximum 	0.75 mm ² 35 mm ²
Connectable conductor cross-section / stranded	
<ul style="list-style-type: none"> • minimum • maximum 	0.75 mm ² 35 mm ²
connectable conductor cross-section / finely stranded / with core end processing	
<ul style="list-style-type: none"> • minimum • maximum 	0.75 mm ² 25 mm ²
Tightening torque / with screw-type terminals	
<ul style="list-style-type: none"> • minimum • maximum 	2.5 N·m 3 N·m
Position / of power supply cord	Either top or bottom

Mechanical Design





Height	90 mm
Width	36 mm
Depth	77 mm
installation depth	70 mm
number of width units	2
mounting position	any
net weight	284 g

Environmental conditions

influence of the surrounding temperature	Max. 95% humidity
Ambient temperature	
<ul style="list-style-type: none"> • minimum • maximum 	-25 °C 55 °C
Ambient temperature / during storage	
<ul style="list-style-type: none"> • minimum • maximum 	-40 °C 75 °C
Number of test cycles / for environmental testing / acc. to IEC 60068-2-30	28

Certificates

<ul style="list-style-type: none"> • reference code / acc. to DIN EN 61346-2 • Reference code / acc. to DIN EN 81346-2 	F F
--	--------

General Product Approval		Declaration of Conformity	Test Certificates
 CCC	 IMQ	 RCM	 EG-Konf.
Miscellaneous		Special Test Certificate	

Test Certificates	other	Railway
Miscellaneous	Miscellaneous	Vibration and Shock Confirmation

Further information

Information- and Downloadcenter (Catalogs, Brochures,...)

<http://www.siemens.com/lowvoltage/catalogs>

Industry Mall (Online ordering system)

<https://mall.industry.siemens.com/mall/en/en/Catalog/product?mlfb=5SU1454-1KK06>

Service&Support (Manuals, Certificates, Characteristics, FAQs,...)

<https://support.industry.siemens.com/cs/ww/en/ps/5SU1454-1KK06>

Image database (product images, 2D dimension drawings, 3D models, device circuit diagrams, ...)

http://www.automation.siemens.com/bilddb/cax_en.aspx?mlfb=5SU1454-1KK06

CAX-Online-Generator

<http://www.siemens.com/cax>

Tender specifications

<http://www.siemens.com/specifications>

