

Miniature circuit breaker 240 V 10kA, 1-pole, D, 60A, D=70 mm according to UL 489



Model	
product brand name	SENTRON
Product designation	Miniature circuit breakers
Design of the product	Miniature circuit-breaker 5SJ4
General technical data	
number of poles	1
Number of poles / Note	1P
Tripping characteristic class	D
Installation environment regarding EMC	Suitable for environment B (immunity to interference not applicable)
circuit-breaker / Design	5SJ4
Mechanical service life (switching cycles) / typical	20 000
Reference code / acc. to DIN 40719 extended according to IEC 204-2 / acc. to IEC 750	F
overvoltage category	3
Degree of pollution	3
Voltage	
Insulation voltage / at AC / rated value	440 V

Supply voltage	
type of voltage	AC/DC
Operating current / at AC / rated value	60 A
Supply voltage / at AC / rated value	400 V
Operating voltage	
<ul style="list-style-type: none"> <li>at AC / acc. to UL 489 and CSA C22.2 No. 5-02 / maximum</li> </ul>	240 V
<ul style="list-style-type: none"> <li>at DC / rated value / maximum</li> </ul>	60 V
<ul style="list-style-type: none"> <li>at DC / 1-channel / acc. to UL 489 and CSA C22.2 No. 5-02 / maximum</li> </ul>	60 V
<ul style="list-style-type: none"> <li>at DC / 2-channel / acc. to UL 489 and CSA C22.2 No. 5-02 / maximum</li> </ul>	125 V
Supply voltage frequency	
<ul style="list-style-type: none"> <li>rated value</li> </ul>	50 Hz

Protection class	
Protection class IP	IP20, with connected conductors, IP 40 in the handle range

Switching capacity	
Switching capacity current	
<ul style="list-style-type: none"> <li>acc. to EN 60898 / rated value</li> </ul>	10 kA
<ul style="list-style-type: none"> <li>acc. to IEC 60947-2 / rated value</li> </ul>	15 kA

Dissipation	
Power loss [W] / for rated value of the current / at AC / in hot operating state / per pole	6.1 W

Current	
Tripping residual / rated value / derated current / at 40 Cel	60 A

Main circuit	
Type of voltage supply / at AC / acc. to UL 489 and CSA C22.2 No. 5-02	240
Suitability for operation	Mechanical engineering / industry

Product details	
Product function / neutral conductor switching	No
Product feature / Touch protection	Yes
Product component	
<ul style="list-style-type: none"> <li>Tunnel terminals top</li> </ul>	No
<ul style="list-style-type: none"> <li>Tunnel terminals bottom</li> </ul>	No
<ul style="list-style-type: none"> <li>combined terminal top</li> </ul>	Yes
<ul style="list-style-type: none"> <li>combined terminal bottom</li> </ul>	Yes
<ul style="list-style-type: none"> <li>product feature / halogen-free</li> </ul>	Yes
<ul style="list-style-type: none"> <li>Product feature / sealable</li> </ul>	Yes
<ul style="list-style-type: none"> <li>product feature / silicon-free</li> </ul>	Yes

Product extension / can be installed / supplementary devices	Yes
--	-----

### Product function

Product function / Note	Terminal tightening torque for Cu, 60/75°C; 3.5Nm/31lb.in
-------------------------	---

### Short circuit

Breaking capacity short-circuit current (I <sub>cn</sub> ) / at AC / acc. to UL 1077 and CSA C22.2 No.235	10 kA
---	-------

### Connections

connectable conductor cross-section / finely stranded / with core end processing	
<ul style="list-style-type: none"> <li>• minimum</li> <li>• maximum</li> </ul>	1.5 mm <sup>2</sup> 25 mm <sup>2</sup>
Position / of power supply cord	Any

### Mechanical Design





Height	110 mm
Width	18 mm
Depth	70 mm
installation depth	70 mm
number of width units	1
Mounting type	on standard mounting rail
mounting position	any
net weight	176 g

### Environmental conditions

influence of the surrounding temperature	max. 95% humidity
Vibration resistance	50 m/s <sup>2</sup> at 25 to 150Hz and 60m/s <sup>2</sup> at 35Hz (4sec)
Vibration resistance / acc. to IEC 60068-2-6	50 m/s <sup>2</sup> at 25 to 150Hz and 60m/s <sup>2</sup> at 35Hz (4sec)
Ambient temperature	
<ul style="list-style-type: none"> <li>• minimum</li> <li>• maximum</li> </ul>	-25 °C 55 °C
Ambient temperature / during storage	
<ul style="list-style-type: none"> <li>• minimum</li> <li>• maximum</li> </ul>	-40 °C 75 °C

### Certificates

<ul style="list-style-type: none"> <li>• reference code / acc. to DIN EN 61346-2</li> <li>• Reference code / acc. to DIN EN 81346-2</li> </ul>	F F
--	--------

General Product Approval			Declaration of Conformity	Test Certificates	
 CCC	 UL	 VDE	 EG-Konf.	<a href="#">Miscellaneous</a>	<a href="#">Special Test Certificate</a>

#### Further information

**Information- and Downloadcenter (Catalogs, Brochures,...)**

<http://www.siemens.com/lowvoltage/catalogs>

**Industry Mall (Online ordering system)**

<https://mall.industry.siemens.com/mall/en/en/Catalog/product?mlfb=5SJ4160-8HG41>

**Service&Support (Manuals, Certificates, Characteristics, FAQs,...)**

<https://support.industry.siemens.com/cs/ww/en/ps/5SJ4160-8HG41>

**Image database (product images, 2D dimension drawings, 3D models, device circuit diagrams, ...)**

[http://www.automation.siemens.com/bilddb/cax\\_en.aspx?mlfb=5SJ4160-8HG41](http://www.automation.siemens.com/bilddb/cax_en.aspx?mlfb=5SJ4160-8HG41)

**CAX-Online-Generator**

<http://www.siemens.com/cax>

**Tender specifications**

<http://www.siemens.com/specifications>

