

circuit breaker VL160L very high breaking capacity Icu=100kA, 415V AC 3-pole, line protection Electronic Trip Unit ETU22, LSIG 3 phases/4 lines with connecting cable In=160A, rated current IR=64...160A, overload protection, ISD=1.5 to 10xIR, II=11xIN short-circuit protection without auxiliary release without auxiliary/alarm switch

Model	
Type of the driving mechanism / motor drive	No
Design of the overcurrent release	ETU22
General technical data	
number of poles	3
Size of the circuit-breaker	3VL2
Electrical endurance (switching cycles) / typical	10 000
Usage category	A
Performance class for circuit breaker	N
Mechanical service life (switching cycles) / typical	20 000
Reference code / acc. to DIN 40719 extended according to IEC 204-2 / acc. to IEC 750	Q
Operating frequency / maximum	120 1/s
Voltage	
Rated operational voltage Ue / max.	690 V
Insulation voltage	
• rated value	800 V
• at AC / rated value	800 V

Surge voltage resistance / rated value	8 kV
Operating voltage	
• rated value / maximum	690 V
• for main current circuit / at AC / at 50 Hz / maximum	690 V
• for main current circuit / at AC / at 60 Hz / maximum	690 V
• for main current circuit / at DC / maximum	500 V

Protection class

Protection class IP	IP20
protection function of the overcurrent release	LSIG

Current

Continuous current / rated value	160 A
Derating temperature / for the rated value of the continuous current	50 °C
adjustable pick-up value current	
• of the current-dependent overload release / Full-scale value	160 A
• of instantaneous short-circuit trip unit / initial value	1 760 A
• of instantaneous short-circuit trip unit / Full-scale value	1 760 A

Main circuit

Operating frequency	
• 1 / rated value	50 Hz
• 2 / rated value	60 Hz
Operating current	
• at 40 °C / rated value	160 A
• at 50 °C / rated value	160 A
• at 55 °C / rated value	152 A
• at 60 °C / rated value	152 A
• at 65 °C / rated value	128 A
• at 70 °C / rated value	128 A

Auxiliary circuit

Number of CO contacts / for auxiliary contacts	0
Number of NC contacts / for auxiliary contacts	0
Number of NO contacts / for auxiliary contacts	0

Suitability

suitability for use	system/generator protection
---------------------	-----------------------------

Adjustable parameters

adjustable pick-up value current / of the short-time delayed short-circuit release / Full-scale value	1 600 A
adjustable pick-up value current / of the current-dependent overload release / initial value	64 A

Product details

Product component	
• Trip indicator	No
• Auxiliary switch	No
• Voltage trigger	No
• undervoltage release	No
• undervoltage release with leading contact	No
Product extension / optional / motor drive	Yes

Product function

Product function	
• of thermal overload trip unit	adjustable
• Ground fault protection	Yes
• for neutral conductors / Short-circuit and overload proof	No
• Overload protection	Yes

Short circuit

Operational short-circuit current breaking capacity (Ics)	
• at 240 V / rated value	150 kA
• at 415 V / rated value	75 kA
• at 500 V / rated value	38 kA
• at 690 V / rated value	6 kA
Maximum short-circuit current breaking capacity (Icu)	
• at 240 V / rated value	200 kA
• at 415 V / rated value	100 kA
• at 440 V / rated value	75 kA
• at 480 V / acc. to NEMA / rated value	75 kA
• at 500 V / rated value	50 kA
• at 600 V / acc. to NEMA / rated value	12 kA
• at 690 V / rated value	12 kA

Connections

Arrangement of electrical connectors / for main current circuit	front side
Type of connectable conductor cross-sections / for main contacts	
• with flexible busbar	12 x 10 mm
• solid	2.5 ... 95 mm ²

<ul style="list-style-type: none"> finely stranded / with core end processing 	2.5 ... 50 mm ²
<ul style="list-style-type: none"> stranded 	2.5 ... 95 mm ²
Type of connectable conductor cross-sections / for auxiliary contacts	
<ul style="list-style-type: none"> solid 	0.75 ... 1.5 mm ²
<ul style="list-style-type: none"> finely stranded / with core end processing 	0,75 ... 1.0 mm ²
Type of electrical connection / for main current circuit	box terminal

Mechanical Design




Height	174.5 mm
Width	104.5 mm
Depth	106.5 mm
Mounting type	fixed mounting



Environmental conditions

Ambient temperature / during operation	
<ul style="list-style-type: none"> minimum 	-25 °C
<ul style="list-style-type: none"> maximum 	70 °C
Ambient temperature / during storage	
<ul style="list-style-type: none"> minimum 	-40 °C
<ul style="list-style-type: none"> maximum 	80 °C

Certificates

certificate of suitability	IEC, very high switching capacity (L)
<ul style="list-style-type: none"> reference code / acc. to DIN EN 61346-2 	Q

General Product Approval	EMC	Declaration of Conformity	Test Certificates
 CCC	 C-Tick	 EG-Konf.	Special Test Certificate

Shipping Approval	other
 RINA  RMRS	Environmental Conformations Miscellaneous Confirmation Manufacturer Declaration

Further information

Information- and Downloadcenter (Catalogs, Brochures,...)
<http://www.siemens.com/lowvoltage/catalogs>

Industry Mall (Online ordering system)
<https://mall.industry.siemens.com/mall/en/en/Catalog/product?mlfb=3VL2716-3SH33-0AA0>

Service&Support (Manuals, Certificates, Characteristics, FAQs,...)
<https://support.industry.siemens.com/cs/ww/en/ps/3VL2716-3SH33-0AA0>

Image database (product images, 2D dimension drawings, 3D models, device circuit diagrams, ...)

http://www.automation.siemens.com/bilddb/cax_en.aspx?mlfb=3VL2716-3SH33-0AA0

CAX-Online-Generator

<http://www.siemens.com/cax>

Tender specifications

<http://www.siemens.com/specifications>