

circuit breaker 3VA1 IEC frame 160 breaking capacity class M
 $I_{cu}=55kA @ 415V$ 3-pole, starter protection TM110M, FM, $I_n=2A$
 without overload protection short-circuit protection $I_i=15 \times I_n$ clamp
 connection



Model	
Product brand name	SENTRON
Product designation	Molded case circuit breaker
Product version	Starter protection
Design of the overcurrent release	TM110M
protection function of the overcurrent release	I
Number of poles	3

General technical data	
Rated insulation voltage U_i	800 V
Max. rated operational voltage U_e with AC 50/60Hz	690 V
Power loss [W] / maximum	1.5 W
Active power loss / for rated value of the current / at AC / in hot operating state / per pole	0.5 W
Mechanical service life (switching cycles) / typical	15 000
Electrical endurance (switching cycles) / at AC-1 / at 380/415 V 50/60 Hz	8 000
Electrical endurance (switching cycles) / at AC-1 / at 690 V 50/60 Hz	8 000
Neutral conductors / upgradeable/retrofitable	No

Ground fault monitoring version	Without
Product function	
• communication function	No
• Phase failure detection	No
• other measurement function	No
Net weight	0.9 kg

Current

Max. rated operational current of the frame size	160 A
Rated continuous current I _u	2 A
Operating current	
• at 40 °C	2 A
• at 45 °C	2 A
• at 50 °C	2 A
• at 55 °C	2 A
• at 60 °C	2 A
• at 65 °C	2 A
• at 70 °C	2 A

Switching capacity according to IEC 60947

Switching capacity class of the circuit breaker	M
Maximum short-circuit current breaking capacity (I _{cu})	
• at 240 V	85 kA
• at 415 V	55 kA
• at 440 V	30 kA
• at 500 V	5 kA
• at 690 V	5 kA
Operational short-circuit current breaking capacity (I _{cs})	
• at 240 V	85 kA
• at 415 V	55 kA
• at 440 V	30 kA
• at 500 V	5 kA
• at 690 V	5 kA
Short-circuit current making capacity (I _{cm})	
• at 240 V	187 kA
• at 415 V	121 kA
• at 440 V	63 kA
• at 500 V	7.5 kA
• at 690 V	7.5 kA

Adjustable parameters

Adjustable response value current / I _i min.	32 A
Adjustable response value current / I _i max.	32 A

Ground fault protection / tripping switchable / I2t=ON/OFF	No
--	----

Mechanical Design

Height [in]	5.1 in
Height	130 mm
Width [in]	3 in
Width	76.2 mm
Depth [in]	2.8 in
Depth	70 mm

Connections

Arrangement of electrical connectors / for main current circuit	Front terminal
Type of connectable conductor cross-section, round conductor terminal, stranded	1 x (1.5 - 70 mm ²)

Auxiliary circuit

Number of CO contacts / for auxiliary contacts	0
--	---

Accessories





Product extension / optional / motor drive	Yes
--	-----


Environmental conditions

Protection class IP / on the front	IP40
Ambient temperature	
<ul style="list-style-type: none"> during operation / minimum during operation / maximum during storage / minimum during storage / maximum 	<ul style="list-style-type: none"> -25 °C 70 °C -40 °C 80 °C

Certificates

Reference code / acc. to DIN EN 81346-2	Q
---	---

General Product Approval	EMC	Declaration of Conformity	Test Certificates
 ccc Miscellaneous	 EAC Miscellaneous	 RCM Miscellaneous	 EG-Konf. Miscellaneous

Test Certificates	Shipping Approval	other
Special Test Certificate Type Test Certificates/Test Report	 LRS CCS / China Classification Society	Manufacturer Declaration Miscellaneous

Further information

Information- and Downloadcenter (Catalogs, Brochures,...)

<http://www.siemens.com/lowvoltage/catalogs>

Industry Mall (Online ordering system)

<https://mall.industry.siemens.com/mall/en/en/Catalog/product?mfb=3VA1102-5MG36-0AA0>

Service&Support (Manuals, Certificates, Characteristics, FAQs,...)

<https://support.industry.siemens.com/cs/ww/en/ps/3VA1102-5MG36-0AA0>

Image database (product images, 2D dimension drawings, 3D models, device circuit diagrams, ...)

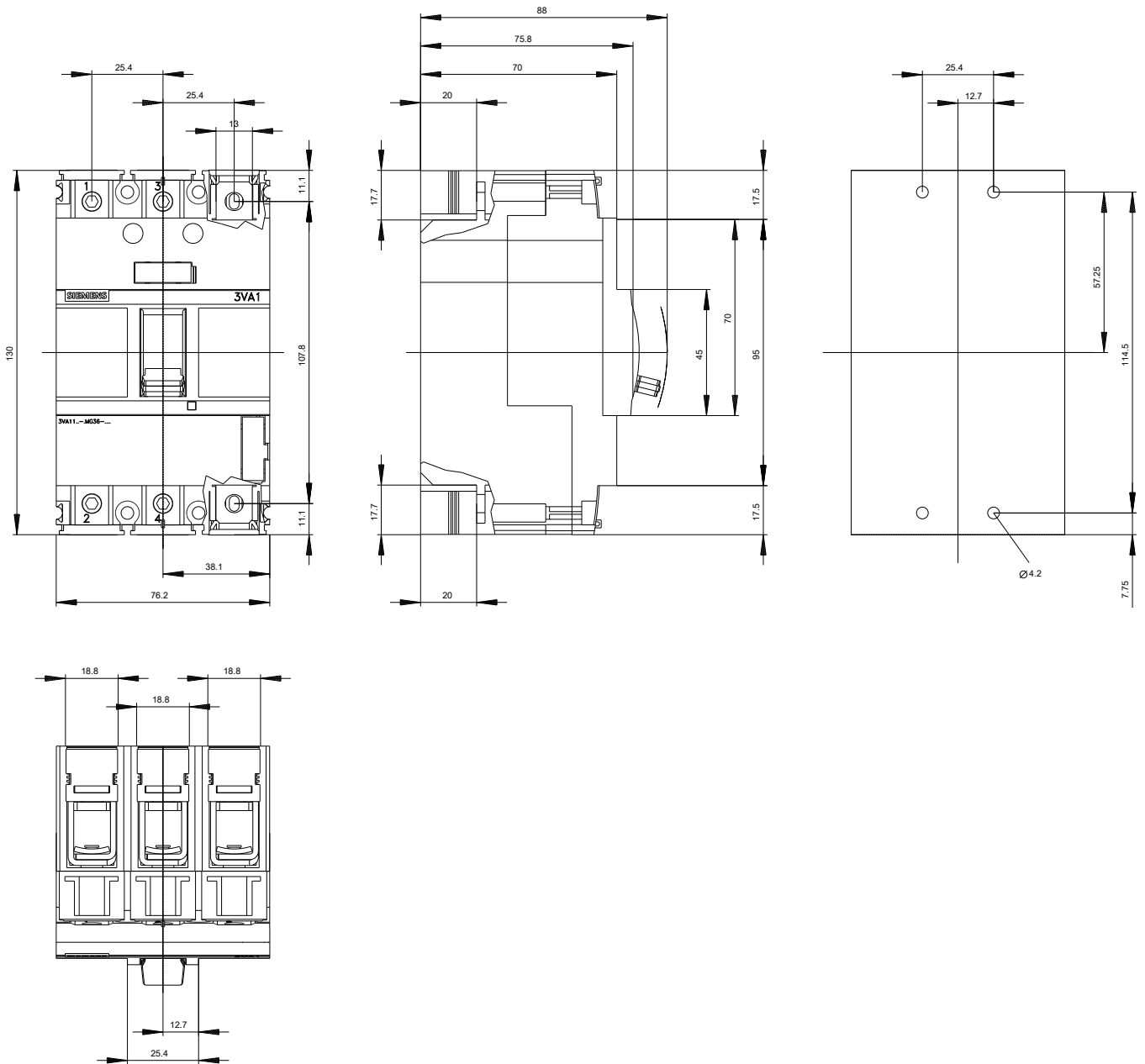
http://www.automation.siemens.com/bilddb/cax_en.aspx?mfb=3VA1102-5MG36-0AA0

CAX-Online-Generator

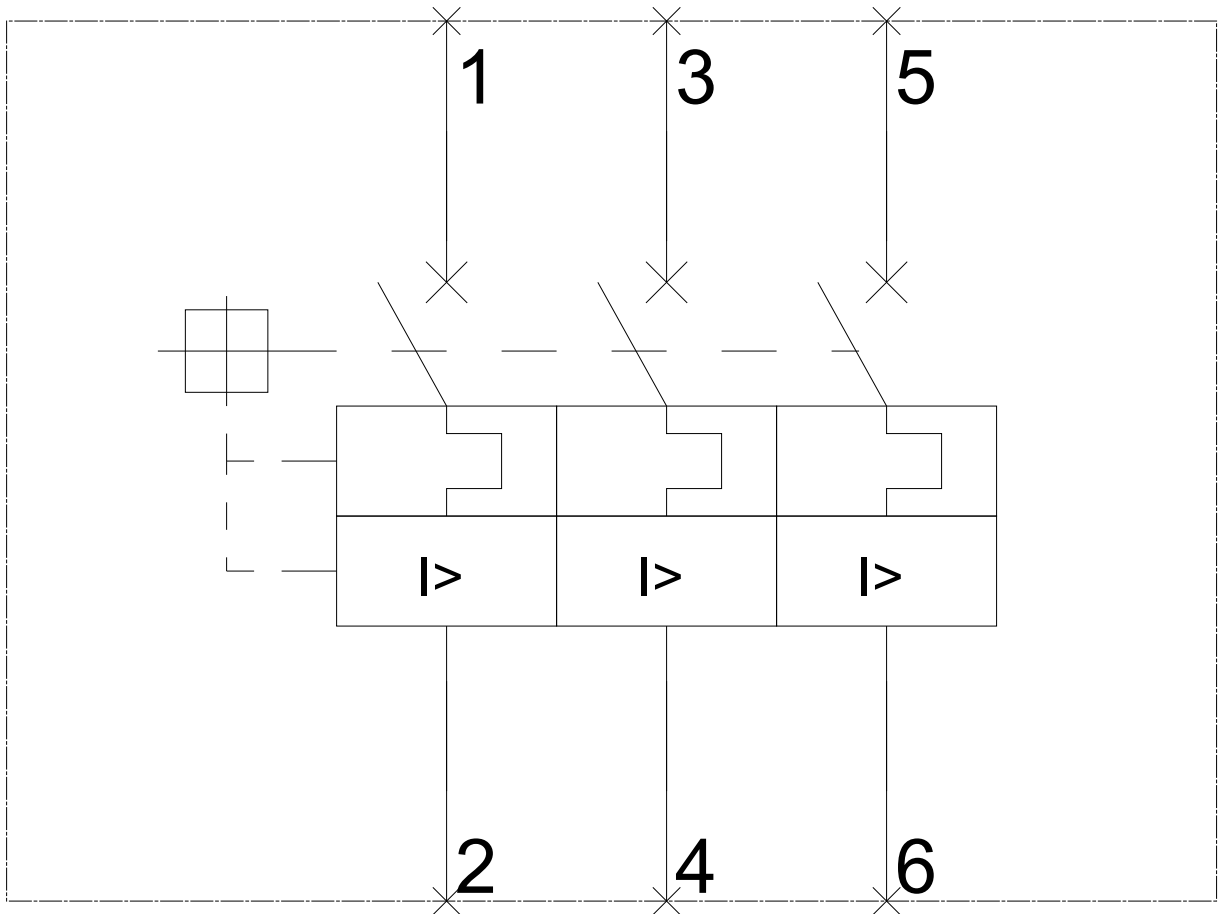
<http://www.siemens.com/cax>

Tender specifications

<http://www.siemens.com/specifications>



-Q



last modified:

07/18/2020