



Enclosure for command devices, 22 mm, round, Enclosure material plastic, enclosure top part gray, 3 control points plastic, C=Indicator light clear, label, LED 24 V, screw terminal, B=Pushbutton white, label: I, 1 NO, screw terminal, A=Pushbutton black, Label: O, 1 NC, screw terminal, floor mounting, 1xM20 each on top and bottom, Labels enclosed

Product brand name	SIRIUS ACT
Product designation	Enclosures
Product type designation	3SU1
Manufacturer's article number	<ul style="list-style-type: none"> • of supplied contact module A1 = 3SU1400-2AA10-1CA0 / B2 = 3SU1400-2AA10-1BA0 3SU1400-2AA10-1CA0 3SU1400-2AA10-1BA0 • of supplied contact module at the command point A 1 • of supplied contact module at the command point B 2 • of supplied LED module C3 = 3SU1401-2BB60-1AA0 3SU1401-2BB60-1AA0 • of supplied LED module at the command point C • of the supplied holder A = 3SU1500-0AA10-0AA0, B =3SU1500-0AA10-0AA0, C = 3SU1500-0AA10-0AA0 3SU1500-0AA10-0AA0 3SU1500-0AA10-0AA0 3SU1500-0AA10-0AA0 • of the supplied holder at the command point A • of the supplied holder at the command point B • of the supplied holder at the command point C • of the supplied actuator A = 3SU1000-0AB10-0AA0 / B = 3SU1000-0AB60-0AA0 3SU1000-0AB10-0AA0 • of the supplied actuator at the command point A

- of the supplied actuator at the command point B
- of the supplied actuator at the command point C
- of supplied repeater
- of supplied empty enclosure
- of supplied accessory

- of the supplied accessories at the command point A
- of the supplied accessories at the command point B
- of the supplied accessories at the command point C

[3SU1000-0AB60-0AA0](#)

[3SU1001-6AA60-0AA0](#)

C = 3SU1001-6AA60-0AA0

[3SU1803-0AA00-0AB1](#)

A = 3SU1900-0AF16-0QA0, B = 3SU1900-0AF16-0QB0, C = 3SU1900-0AF16-0AA0

[3SU1900-0AF16-0QA0](#)

[3SU1900-0AF16-0QB0](#)

[3SU1900-0AF16-0AA0](#)

Enclosure

Design of the housing	with recess for label
Shape of the enclosure front	rectangular
Material of the enclosure	plastic
Number of command points	3
Product component	
• EMERGENCY STOP device	No
• protective collar	No
Color	
• of top part of the enclosure	grey
Delivery state	
• as a kit	No
• pre-wired on strip terminal	No
Mounting type of the enclosure	Vertical

Actuator

Design of the operating mechanism	Pushbutton / pushbutton / indicator light
Suitability for use EMERGENCY OFF switch	No
Product feature	
• lockout	No
Product extension optional Light source	Yes
Color	
• of the actuating element	A = black / B = white / C = clear
Material of the actuating element	plastic
Shape of the actuating element	round
Number of contact modules	2
Type of unlocking device	A = none / B = none / C = none

Front ring

Product component front ring	Yes
-------------------------------------	-----

Design of the front ring	Standard
Material of the front ring	plastic
Color of the front ring	black

Holder

Material of the holder	Plastic
-------------------------------	---------

Display

Number of LED modules	1
------------------------------	---

General technical data

Product function	
<ul style="list-style-type: none"> • positive opening • EMERGENCY OFF function • EMERGENCY STOP function 	<p>Yes</p> <p>No</p> <p>No</p>
Protection class IP	IP66, IP67, IP69(IP69K)
Degree of protection NEMA rating	1, 2, 3, 3R, 4, 4X, 12K, 13
Shock resistance	
<ul style="list-style-type: none"> • acc. to IEC 60068-2-27 • for railway applications acc. to DIN EN 61373 	<p>Sinusoidal half-wave 50 g / 11 ms</p> <p>Category 1, Class B</p>
Vibration resistance	
<ul style="list-style-type: none"> • acc. to IEC 60068-2-6 • for railway applications acc. to DIN EN 61373 	<p>10 ... 500 Hz: 5g</p> <p>Category 1, Class B</p>
Reference code acc. to DIN EN 81346-2	S
Reference code acc. to DIN EN 61346-2	S
Continuous current of the C characteristic MCB	10 A; for a short-circuit current smaller than 400 A
Continuous current of the quick DIAZED fuse link	10 A
Continuous current of the DIAZED fuse link gG	10 A
Operating voltage	
<ul style="list-style-type: none"> • at AC <ul style="list-style-type: none"> — at 50 Hz rated value — at 60 Hz rated value • at DC <ul style="list-style-type: none"> — rated value 	<p>24 ... 24 V</p> <p>24 ... 24 V</p> <p>24 ... 24 V</p>

Auxiliary circuit

Design of the contact of auxiliary contacts	Silver alloy
Number of NC contacts for auxiliary contacts	1
Number of NO contacts for auxiliary contacts	1

Connections/ Terminals

Type of electrical connection	
<ul style="list-style-type: none"> • of modules and accessories 	Screw-type terminal
Type of electrical connection on enclosure	Cable routing above and below, both 1 x M20
Tightening torque of the screws in the bracket	1 ... 1.2 N·m

Tightening torque of mounting screws in the enclosure cover	1.5 ... 1.7 N·m
Tightening torque	
• with screw-type terminals	0.8 ... 0.9 N·m

Lamp

Light intensity	900 ... 1 400 mcd
------------------------	-------------------

Interfaces

Design of the interface	
• for communication	without

Ambient conditions

Ambient temperature	
• during operation	-25 ... +70 °C
• during storage	-40 ... +80 °C
Environmental category during operation acc. to IEC 60721	3M6, 3S2, 3B2, 3K6 (with relative air humidity of 10 ... 95 %, no condensation in operation permitted for all devices behind front panel)

Installation/ mounting/ dimensions

Mounting type	
• of modules and accessories	Floor mounting
Height	154 mm
Width	85 mm
Depth	75.8 mm
Shape of the installation opening	round

Accessories

Number of labels	3
Marking of the name plate for command devices	A = O / B = I / C = "ohne Aufschrift"
Color of the label	A = black / B = black / C = black
Number of inscription plates	0

Certificates/ approvals

General Product Approval	Declaration of Conformity
--------------------------	---------------------------



Declaration of Conformity	Test Certificates	Marine / Shipping
---------------------------	-------------------	-------------------

[Miscellaneous](#)

[Type Test Certificates/Test Report](#)

[Special Test Certificate](#)



Marine / Shipping	other
-------------------	-------



[Confirmation](#)

Further information

Information- and Downloadcenter (Catalogs, Brochures,...)

<https://www.siemens.com/ic10>

Industry Mall (Online ordering system)

<https://mall.industry.siemens.com/mall/en/en/Catalog/product?mlfb=3SU1803-0AC00-2AB1>

Cax online generator

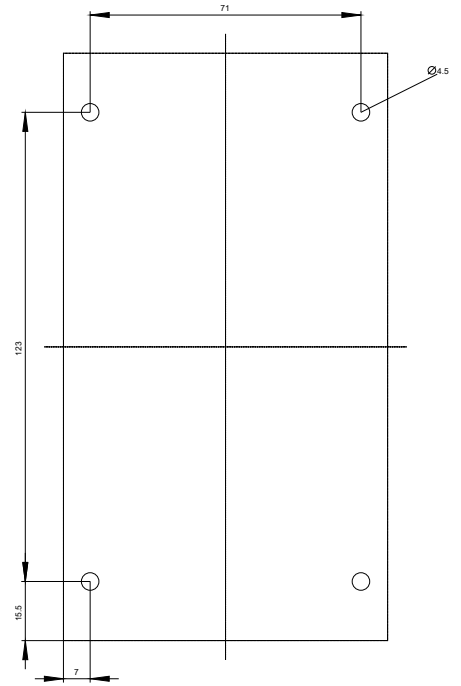
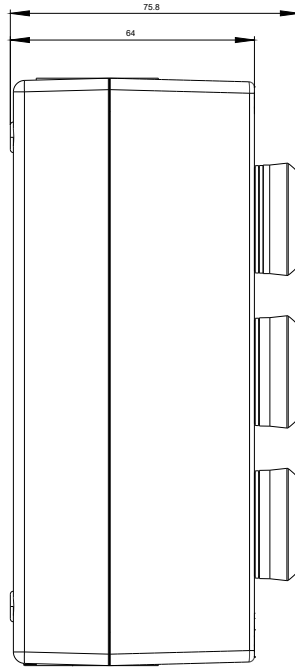
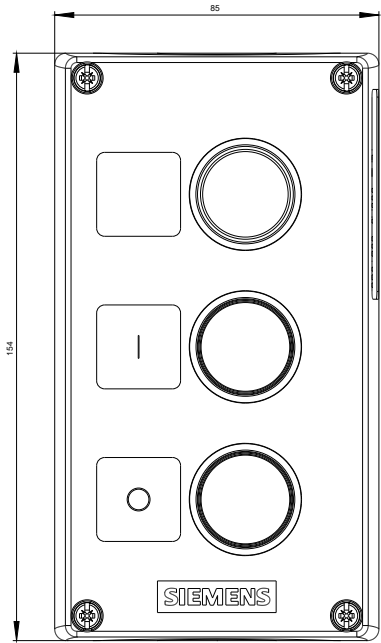
<http://support.automation.siemens.com/WW/CAXorder/default.aspx?lang=en&mlfb=3SU1803-0AC00-2AB1>

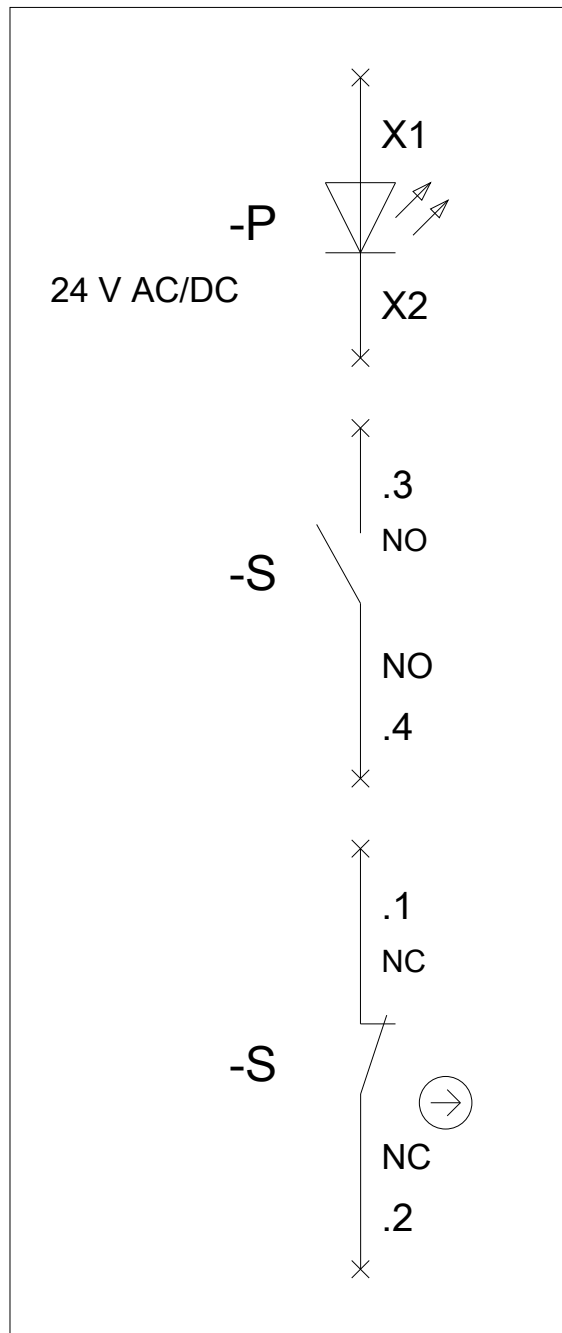
Service&Support (Manuals, Certificates, Characteristics, FAQs,...)

<https://support.industry.siemens.com/cs/ww/en/ps/3SU1803-0AC00-2AB1>

Image database (product images, 2D dimension drawings, 3D models, device circuit diagrams, EPLAN macros, ...)

http://www.automation.siemens.com/bilddb/cax_de.aspx?mlfb=3SU1803-0AC00-2AB1&lang=en





last modified:

08/06/2020