

Separation amplifier with Manual-Auto switch 24-240 V AC/DC, 3-way separation input: 0-10 V, 0/4-20 mA output: 0-10 V, 0/4-20 mA
Spring-type terminal (push-in)



product brand name	SIRIUS
Product category	Signal converter
Product designation	multi-range converters
Design of the product	active, switchable, with manual/automatic switching and setting potentiometer
Product type designation	3RS70

General technical data	
Display version LED	Yes
number of channels	1
consumed active power	0.5 W
<ul style="list-style-type: none"> • — insulation voltage for overvoltage category III according to IEC 60664 with degree of pollution 3 rated value 	300 V
Surge voltage resistance rated value	4 000 V
<ul style="list-style-type: none"> • Protection class IP 	IP20
Shock resistance	
<ul style="list-style-type: none"> • acc. to IEC 60068-2-27 	sinusoidal half-wave 15g / 11 ms
Vibration resistance	

• acc. to IEC 60068-2-6	6 ... 150 Hz: 2 g
Reference code acc. to DIN EN 81346-2	T
Supply voltage	
Supply voltage at AC	
• at 50 Hz rated value	24 ... 240 V
• at 60 Hz rated value	24 ... 240 V
Supply voltage at DC rated value	24 ... 240 V
• Supply voltage frequency rated value	60 ... 50 Hz
Operating range factor supply voltage rated value	
• at AC at 50 Hz	0.8 ... 1.1
• at AC at 60 Hz	0.8 ... 1.1
• at DC	0.8 ... 1.1
Precision	
Relative metering precision	0.1 %
Relative linearity deviation	0.05 %
Temperature drift per °C	0.015 %/°C
Voltage ripple maximum	20 mV
Limit frequency	30 Hz
Settling time for 1 % deviation	17 ms
Rise time	6 ms
Main circuit	
type of voltage	AC/DC
Inputs/ Outputs	
Input voltage	30 V
property of the output short-circuit proof	Yes
Type of signal at input	0 ... 10 V, 0 ... 20 mA, 4 ... 20 mA
Type of signal at output	0 ... 10 V, 0 ... 20 mA, 4 ... 20 mA
Input impedance of current input maximum	100 Ω
Input impedance of voltage input minimum	330 kΩ
Outputs	
Load	
• at voltage output minimum	2 kΩ
• at the current output maximum	500 Ω
Electromagnetic compatibility	
EMC emitted interference	
• acc. to IEC 60947-1	Environment B
EMI immunity	
• acc. to IEC 60947-1	corresponds to degree of severity 3
Conducted interference	
• due to burst acc. to IEC 61000-4-4	1 kV 5/50 ns

• due to conductor-conductor surge acc. to IEC 61000-4-5	1 kV
Field-bound parasitic coupling acc. to IEC 61000-4-3	10 V/m
Electrostatic discharge acc. to IEC 61000-4-2	6 kV contact discharge / 8 kV air discharge

Galvanic isolation

• design of the electrical isolation	3 paths
• Galvanic isolation between entrance and outlet	Yes
• galvanic isolation between the outputs	No
• Galvanic isolation between the inputs	No
• Galvanic isolation between the voltage supply and other circuits	Yes

Connections/ Terminals

• type of electrical connection	spring-loaded terminals
• type of connectable conductor cross-sections solid	1x (0.25 ... 2.5 mm ²)
• Type of connectable conductor cross-sections finely stranded with core end processing	1x (0.25 ... 1.5 mm ²)
• Type of connectable conductor cross-sections finely stranded without core end processing	1x (0.25 ... 2.5 mm ²)
• Type of connectable conductor cross-sections at AWG conductors solid	1 x (20 ... 14)
• Type of connectable conductor cross-sections at AWG conductors stranded	1x (20 ... 14)
• connectable conductor cross-section solid	0.25 ... 2.5 mm ²
• connectable conductor cross-section finely stranded with core end processing	0.25 ... 1.5 mm ²
• connectable conductor cross-section finely stranded without core end processing	0.25 ... 2.5 mm ²
AWG number as coded connectable conductor cross section	
• solid	20 ... 14
• stranded	20 ... 14

Installation/ mounting/ dimensions





• mounting position	any
Mounting type	snap-on mounting
Height	93 mm
Width	17.5 mm
Depth	75 mm
Required spacing	
• with side-by-side mounting	
— forwards	0 mm
— Backwards	0 mm

- upwards 0 mm
- downwards 0 mm
- at the side 0 mm
- for grounded parts
 - forwards 0 mm
 - Backwards 0 mm
 - upwards 0 mm
 - at the side 0 mm
 - downwards 0 mm
- for live parts
 - forwards 0 mm
 - Backwards 0 mm
 - upwards 0 mm
 - downwards 0 mm
 - at the side 0 mm

Ambient conditions

Installation altitude at height above sea level	
• maximum	2 000 m
Ambient temperature	
• during operation	-25 ... +60 °C
• during storage	-40 ... +80 °C
• during transport	-40 ... +80 °C
• Relative humidity during operation	10 ... 95 %

Certificates/ approvals

General Product Approval	Declaration of Conformity	Test Certificates
 CSA	 UL	
	 EG-Konf.	Miscellaneous Type Test Certificates/Test Report

Marine / Shipping	other
-------------------	-------



[Confirmation](#)

Further information

Information- and Downloadcenter (Catalogs, Brochures,...)
<https://www.siemens.com/ic10>

Industry Mall (Online ordering system)

<https://mall.industry.siemens.com/mall/en/en/Catalog/product?mlfb=3RS7025-2FW00>

Cax online generator

<http://support.automation.siemens.com/WW/CAXorder/default.aspx?lang=en&mlfb=3RS7025-2FW00>

Service&Support (Manuals, Certificates, Characteristics, FAQs,...)

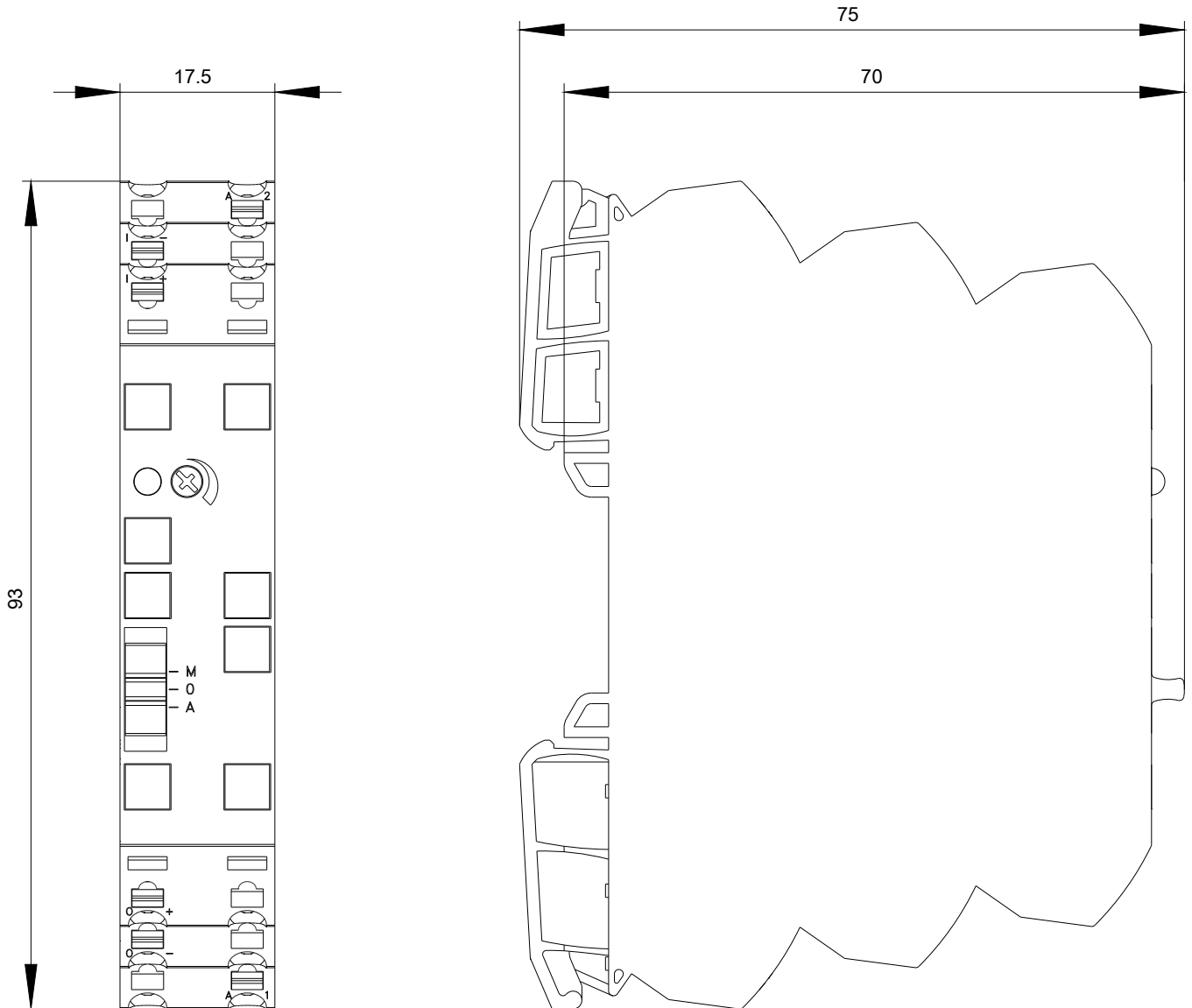
<https://support.industry.siemens.com/cs/ww/en/ps/3RS7025-2FW00>

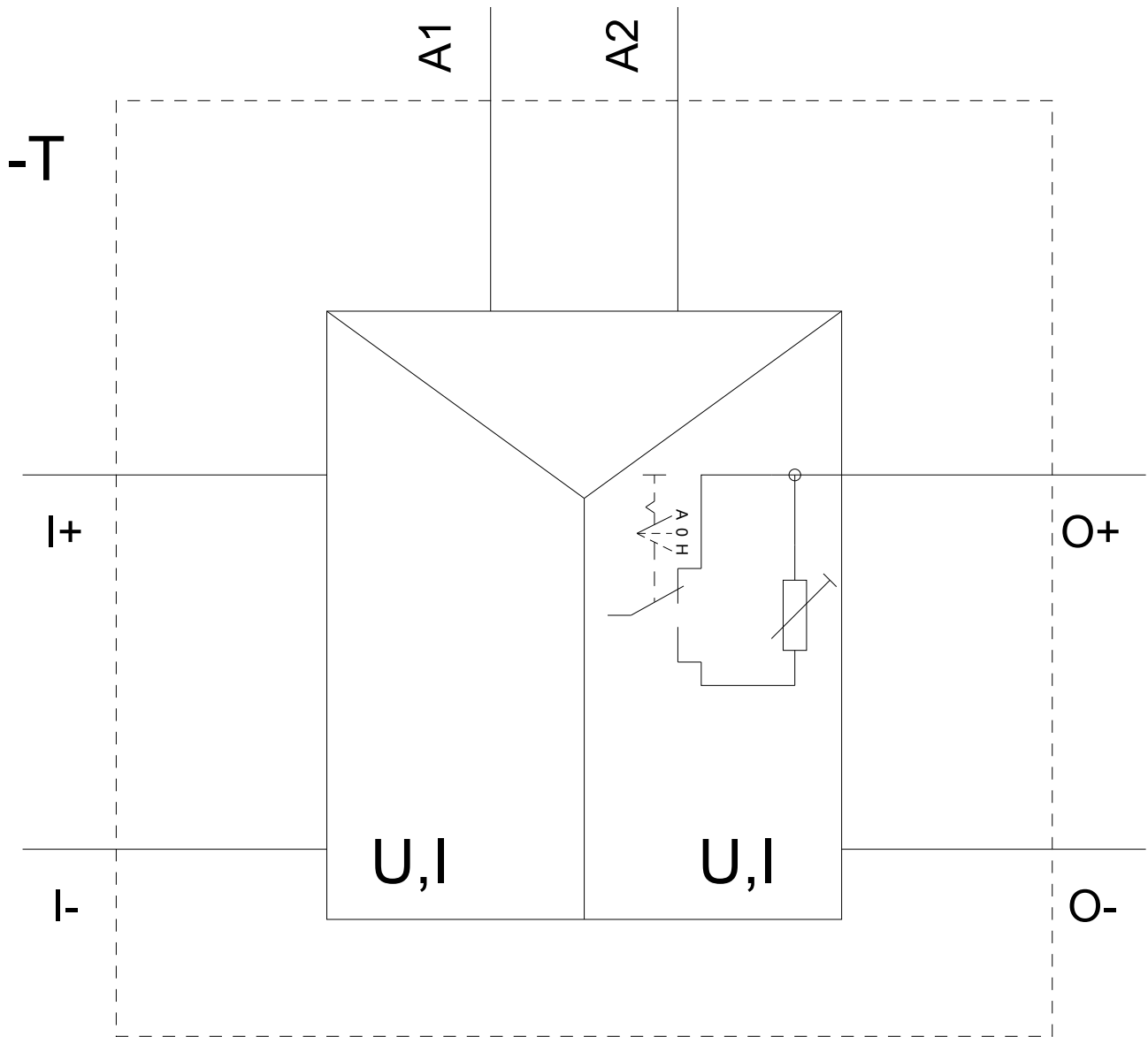
Image database (product images, 2D dimension drawings, 3D models, device circuit diagrams, EPLAN macros, ...)

http://www.automation.siemens.com/bilddb/cax_de.aspx?mlfb=3RS7025-2FW00&lang=en

Characteristic: Derating

<https://support.industry.siemens.com/cs/ww/en/ps/3RS7025-2FW00/manual>





last modified:

08/14/2020