

SIMATIC S7-1200, DCM 1271 Data decoupling module for AS-i Master CM 1243-2 IN: 24 V / 30 V DC OUT: 1x AS-Interface, 4 A Integrated overload protection integr. ground fault detection Signaling contact



General technical data		
Product designation		AS-Interface data decoupling unit
Design of the product		Communication module 30 mm for SIMATIC S7-1200
Protection class IP		IP20
Installation altitude at height above sea level maximum	m	2 000
Ambient temperature		
• during operation	°C	0 ... 55
• during storage	°C	-40 ... +70
Relative humidity at 25 °C during operation maximum	%	95
Reference code acc. to DIN 40719 extended according to IEC 204-2 acc. to IEC 750		A
Reference code acc. to DIN EN 61346-2		A
Supplied active power	W	120
Product function		
• Auto-reset		Yes
• External reset		No
• Manual RESET		No
• Ground fault detection		Yes

<ul style="list-style-type: none"> • Test function of signaling contacts • suitable for grounded AS-i networks • adapted for non-grounded AS-i networks • suitable for AS-i Power24V • sequential connected time-delay • AS-Interface data decoupling 		No
		Yes
		Yes
		Yes
		No
		Yes
Reset function		No
adjustable pick-up value current of the current-dependent overload release	A	4 ... 4
Number of electrical connections for signaling contact		3
Number of outputs for AS Interface maximum		1
Display version as status display by LED		EFD, ASI OL, DIAG
Design of the switching contact as NO contact for signaling function		No

Communication/ Protocol

Protocol is supported AS-Interface protocol		Yes
--	--	-----

Auxiliary circuit

Operating current of auxiliary contacts		
<ul style="list-style-type: none"> • at DC-13 at 24 V 	A	0.05

Inputs/ Outputs

Type of voltage		
<ul style="list-style-type: none"> • of the input voltages • of the input voltage 		DC
		DC
Property of the output Short-circuit proof		Yes
Output voltage		
<ul style="list-style-type: none"> • 1 at DC <ul style="list-style-type: none"> — rated value 	V	30
<ul style="list-style-type: none"> — rated value 	V	20.5 ... 31.6
<ul style="list-style-type: none"> • 2 at DC rated value 	V	24
Output current at DC maximum	A	4
Input voltage		
<ul style="list-style-type: none"> • 1 at DC <ul style="list-style-type: none"> — rated value 	V	30
<ul style="list-style-type: none"> — rated value 	V	21 ... 32
<ul style="list-style-type: none"> • 2 at DC rated value 	V	24
Input current at DC maximum	A	4.1

Short-circuit protection





Design of short-circuit protection		electronic
---	--	------------



Installation/ mounting/ dimensions

Mounting position		vertical, horizontal
--------------------------	--	----------------------

Mounting type		35-mm DIN rail mounting or wall mounting with plug-in flaps
Width	mm	30
Height	mm	100
Depth	mm	75
Type of electrical connection for auxiliary and control current circuit		screw-type terminals
Product function removable terminal for auxiliary and control circuit		Yes
Type of connectable conductor cross-sections		
<ul style="list-style-type: none"> • for auxiliary contacts <ul style="list-style-type: none"> — solid — finely stranded — with core end processing • at AWG conductors for auxiliary contacts 		3x (0.2 ... 3.3 mm ²) 3x (0.2 ... 3.3 mm ²) 3x (24 ... 16)
Certificate of suitability		CE / cULus / FM / ATEX
Suitability for use safety-related circuits		No

Certificates/ approvals

General Product Approval	EMC	For use in hazardous locations
FM  UL	  RCM	Explosion Protection Certificate  ATEX

Declaration of Conformity	Shipping Approval	other
 EG-Konf.	Miscellaneous NK / Nippon Kaiji Kyokai	 ASi

Further information

Information- and Downloadcenter (Catalogs, Brochures,...)

<https://www.siemens.com/ic10>

Industry Mall (Online ordering system)

<https://mall.industry.siemens.com/mall/en/en/Catalog/product?mlfb=3RK7271-1AA30-0AA0>

Cax online generator

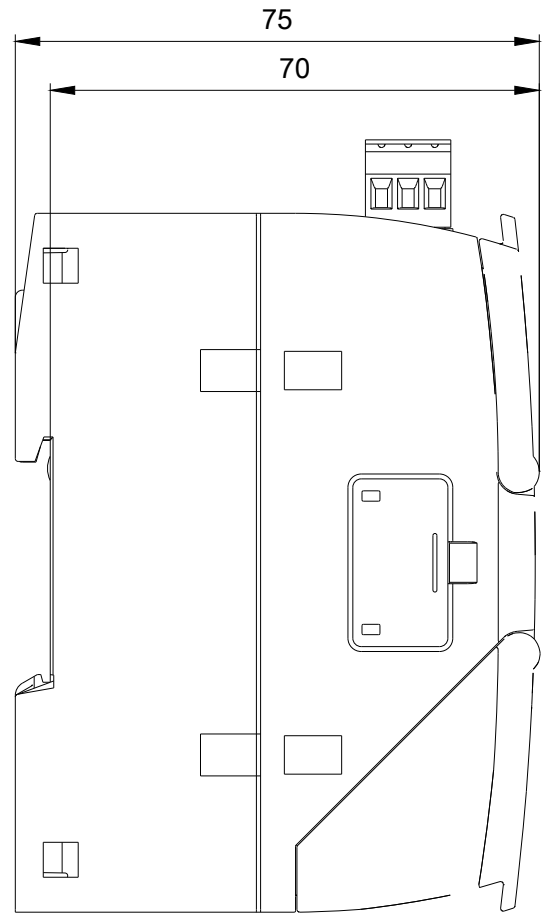
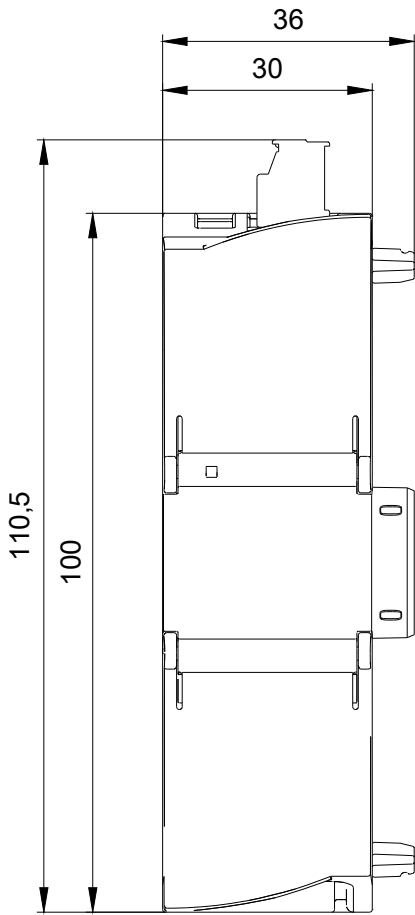
<http://support.automation.siemens.com/WW/CAXorder/default.aspx?lang=en&mlfb=3RK7271-1AA30-0AA0>

Service&Support (Manuals, Certificates, Characteristics, FAQs,...)

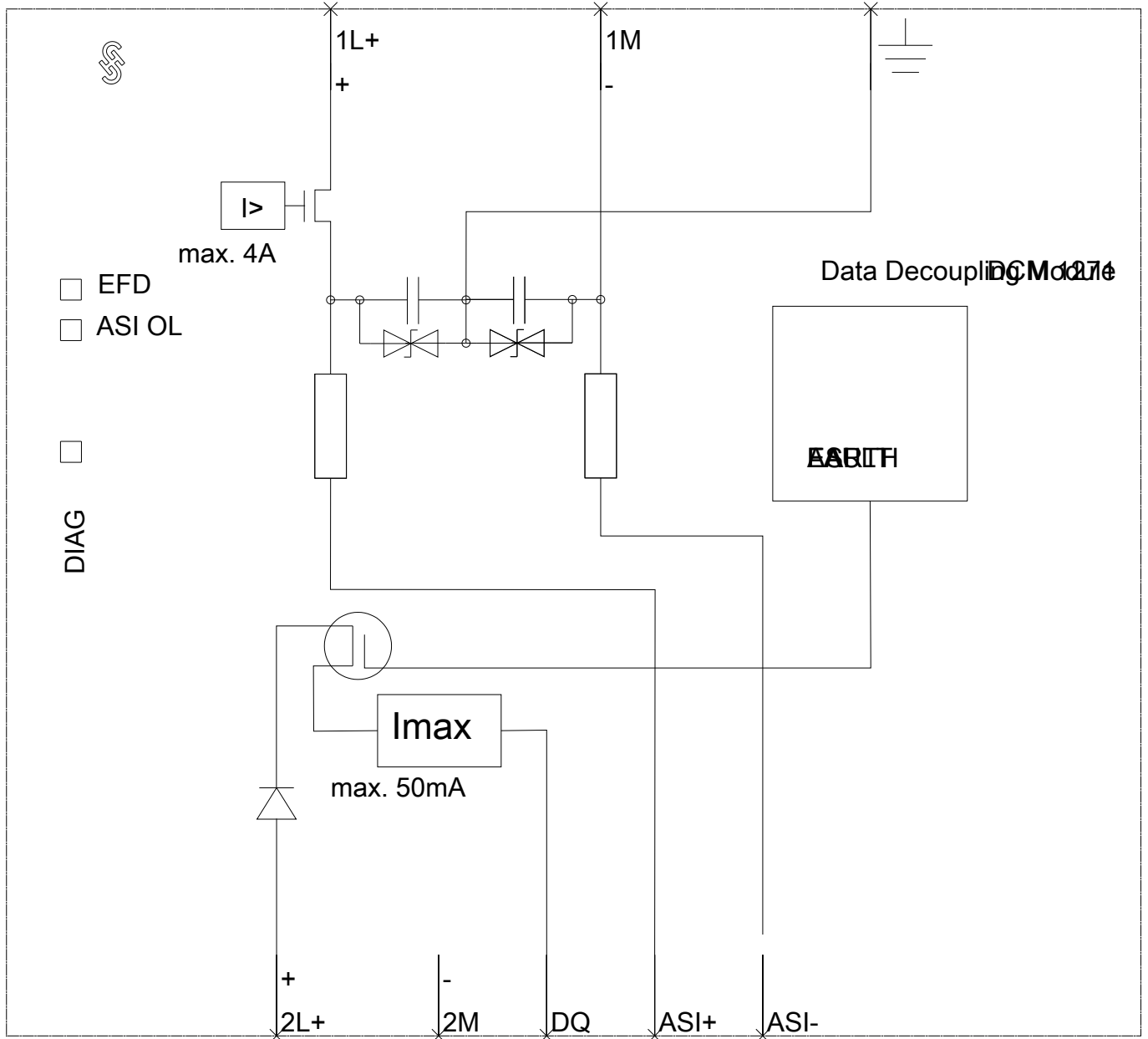
<https://support.industry.siemens.com/cs/ww/en/ps/3RK7271-1AA30-0AA0>

Image database (product images, 2D dimension drawings, 3D models, device circuit diagrams, EPLAN macros, ...)

http://www.automation.siemens.com/bilddb/cax_de.aspx?mlfb=3RK7271-1AA30-0AA0&lang=en



-A1



last modified:

08/15/2020