


AS-i compact module K45 digital A/B slave, 4 DQ, IP67 4 x output, 1 A 24 V DC maximal 3 A for all outputs 4 x M12 socket Mounting plate 3RK1901-2EA00 or 3RK1901-2DA00 must be ordered separately



General technical data	
Design of the product	digital I/O modules for operation in the field, IP67 - K45
Type	4 outputs
Design of the slave type	A/B slave (Spec. 3.0)
I/O configuration	7
ID/ID2 code	A/7
Number I/O sockets	4
Type of electrical connection of the inputs and outputs	M12 screw-type terminals
AS interface total current input max	45 mA
operating voltage according to AS-Interface spezifikation	18 ... 31.6 V
Ground terminal	Using PIN5 on the M12 sockets. Outgoing via flat tab sleeve (2.8 x 0.8 mm form A)
Addressing	front addressing socket
AS interface Connection Polarity reversal protection	built-in
Delivery note	the modules are delivered without mounting plate
Note 1	An external additional supply (AUX POWER) of 20 to 30 V DC is required for the supply of the output circuits. The additional supply must comply with VDE 0106 (PELV), protection class III.

Note 2	This module requires a master according to AS-i specifications 3.0
---------------	--

Sensor supply

Input voltage	16.5 ... 30 V
Ampacity of the sensor supply for all inputs	200 mA
<ul style="list-style-type: none"> at ambient temperature 40 °C 	

Inputs

Number of digital inputs	0
Input circuit	PNP transistor
Inputs socket assignment	ground terminal
<ul style="list-style-type: none"> PIN 5 	

Outputs

Number of digital outputs	4
Type of voltage of output voltages	DC
Outputs external power supply 24 V DC	using black AS-Interface flat cable
Ampacity of the semiconductor output at DC-13 at 24 V	1 A
Outputs aggregate current	3 A
<ul style="list-style-type: none"> max 	
Type of switching output	PNP transistor
Design of the pin assignment of the outputs	standard assignment
Outputs socket assignment	3 = "-", 4 = output, 5 = ground terminal
Property of the output Short-circuit proof	Yes
Outputs	built-in
<ul style="list-style-type: none"> short-circuit protection 	
<ul style="list-style-type: none"> induction protection 	
<ul style="list-style-type: none"> watchdog 	built-in

Display

Status display	yellow LED green LED green/red dual LED
<ul style="list-style-type: none"> display of I/Os 	
<ul style="list-style-type: none"> display of Uaux display of AS-Interface/diagnostics 	

Assignment of the data bits

Assignment of data bits	PIN 4 = OUT1 (D0) PIN 4 = OUT2 (D1) PIN 4 = OUT3 (D2) PIN 4 = OUT4 (D3)
<ul style="list-style-type: none"> socket 	
<ul style="list-style-type: none"> socket 2 	
<ul style="list-style-type: none"> socket 3 socket 4 	

Ambient conditions

Ambient temperature	-25 ... +85 °C
<ul style="list-style-type: none"> during operation 	

- during storage

-40 ... +85 °C

Protection class IP

IP67

Mechanical data

Width

45 mm

Height

80 mm

Depth

30 mm

Mounting type

standard rail mounting/wall mounting using mounting plate for K45 compact module

Certificates/ approvals

General Product Approval

EMC

Declaration of Conformity



[Miscellaneous](#)

Shipping Approval

other



[Confirmation](#)

[Miscellaneous](#)

Further information

Information- and Downloadcenter (Catalogs, Brochures,...)

<https://www.siemens.com/ic10>

Industry Mall (Online ordering system)

<https://mall.industry.siemens.com/mall/en/en/Catalog/product?mlfb=3RK2100-1CQ20-0AA3>

Cax online generator

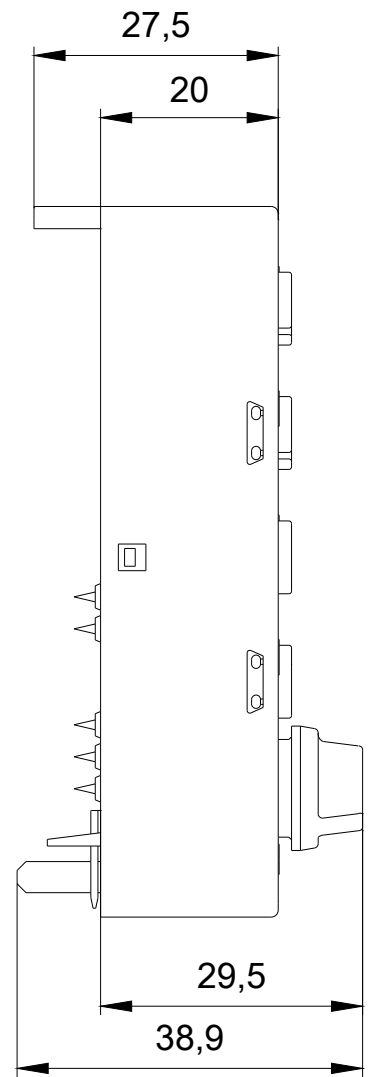
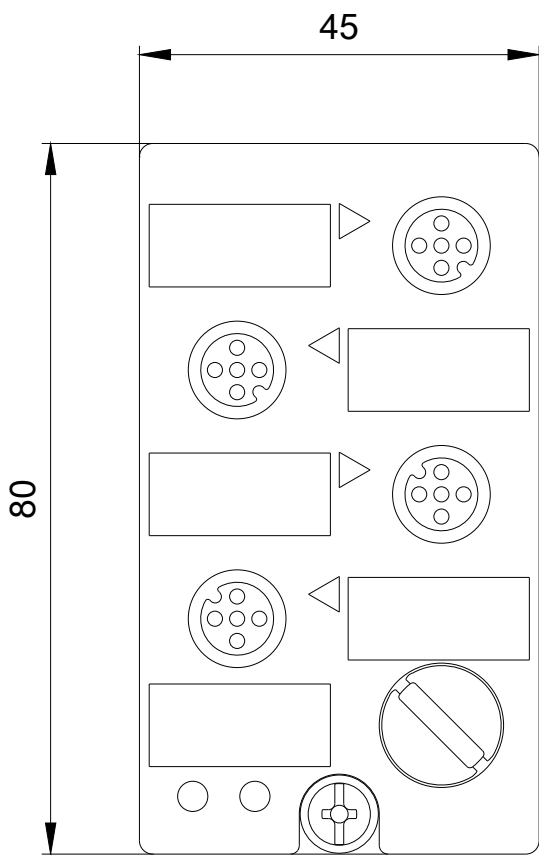
<http://support.automation.siemens.com/WW/CAXorder/default.aspx?lang=en&mlfb=3RK2100-1CQ20-0AA3>

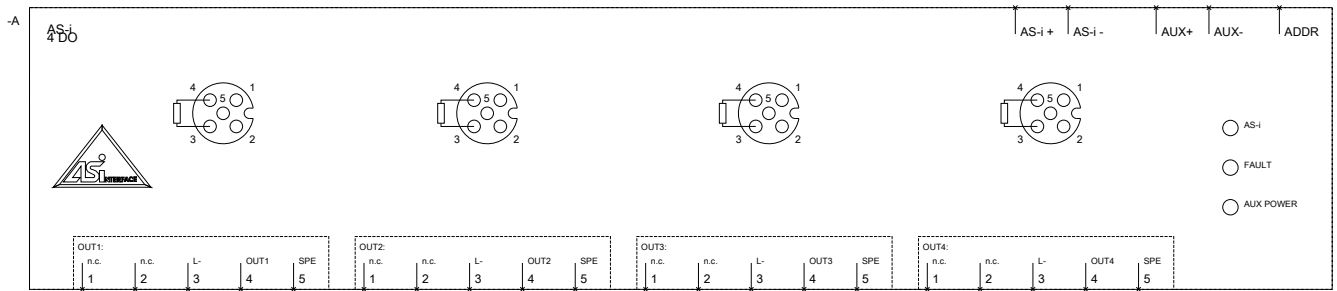
Service&Support (Manuals, Certificates, Characteristics, FAQs,...)

<https://support.industry.siemens.com/cs/ww/en/ps/3RK2100-1CQ20-0AA3>

Image database (product images, 2D dimension drawings, 3D models, device circuit diagrams, EPLAN macros, ...)


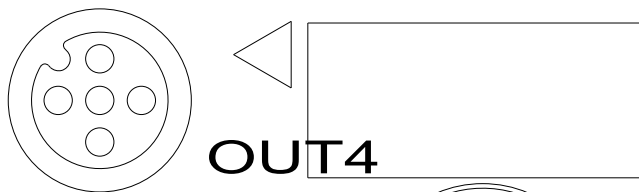
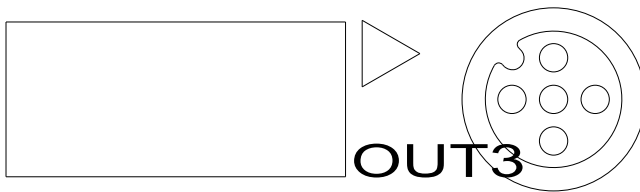
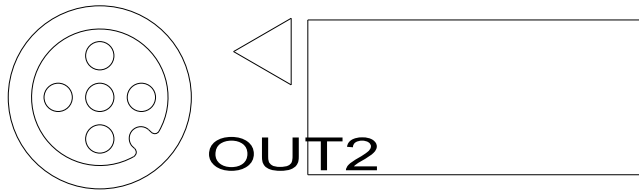
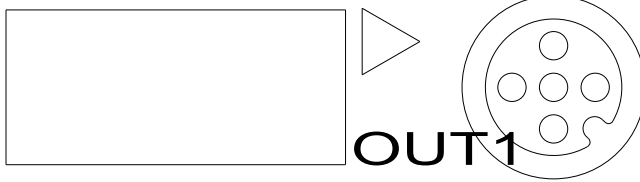
http://www.automation.siemens.com/bilddb/cax_de.aspx?mlfb=3RK2100-1CQ20-0AA3&lang=en





3RK2100-1CQ20-0AA3

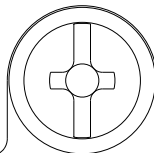
4DO S-7.A.7



AS-i
FAULT



AUX
POWER



SIEMENS

last modified:

05/15/2020