

AS-i SlimLine Compact module SC22.5, IP20, analog, 4AI-RTD
 spring-type terminals 4 x analog input Thermal resistance/resistor
 Overall width 22.5 mm



Product designation	Slimline Compact I/O module for use in the control cabinet
Design of the product	AS-i SC22.5, 4AI voltage/current
General technical data	
Protection class IP	IP20
Design of the slave type	standard slave
AS interface slave profile	S-7.3.E
ID1 code	F; Factory setting, changeable
Operating voltage acc. to AS Interface specification	18 ... 31.6 V
Product function suitable for AS-i Power24V	Yes
Protocol is supported AS-Interface protocol	Yes
Consumed current from profile conductors of the AS-Interface	
<ul style="list-style-type: none"> • at 30 V maximum • at 24 V with AS-i Power24V maximum 	<p>100 mA</p> <p>100 mA</p>
Type of address setting of AS-i slaves	via front addressing socket
Display version	
<ul style="list-style-type: none"> • for AS Interface 	LED green/red
Reference code	
<ul style="list-style-type: none"> • acc. to DIN EN 61346-2 	K

<ul style="list-style-type: none"> acc. to DIN 40719 extended according to IEC 204-2 acc. to IEC 750 	A
Shock resistance	15g / 11 ms (modules) or 10g / 11 ms (modules with device connector)
Other information	An auxiliary external feed (AUX POWER) of between 20 and 30 V DC is necessary for supplying the output circuits. The auxiliary feed must comply with IEC 60990 (PELV), protection class III.

Digital Inputs	
Number of digital inputs	0
Number of digital inputs safety-related	0

Sensor supply	
Type of voltage supply for power supply	using AS-Interface













Digital Outputs	
Number of digital outputs	0

Analog inputs	
Number of analog inputs	4
Signal range at the analog input	Pt 100 standard and climate range / Ni 100 / resistance measurement 0 ... 600 Ohm
Design of the sensor at the analog input is supported Resistor temperature sensor	Yes
Product function input variable parameterizable	Yes
A/D resolution for analog inputs/outputs	16 bit
Product function smoothing parameterizable	Yes
Setting values of the interference frequency for interference voltage suppression	50 / 60 Hz

Analog outputs	
Number of analog outputs	0

Errors/ accuracies	
Relative symmetrical operational limit relating to input range/output range	1 %; full scale
Relative symmetrical basic error limit relating to input range/output range at 25 °C	0.7 %
symmetrical temperature error per K relating to input range/output range	0.01 %/K
relative symmetrical linearity error relating to input range/output range	0.05 %
Relative symmetrical repeat accuracy relating to input range/output range in settled state 25 °C	0.1 %

Device connector	
Ampacity of the interface to the device connector	
<ul style="list-style-type: none"> for AS Interface 	2 A
<ul style="list-style-type: none"> for external auxiliary voltage 	4 A

Installation/ mounting/ dimensions		
Mounting type	screw and snap-on mounting	
Height	100 mm	
Width	22.5 mm	
Depth	120 mm	
Ambient conditions		
Ambient temperature		
<ul style="list-style-type: none"> during operation 	-25 ... +70 °C	
<ul style="list-style-type: none"> during storage 	-40 ... +85 °C	
Connections/ Terminals		
Type of electrical connection		
<ul style="list-style-type: none"> of the inputs and outputs 	Spring-loaded terminals	
Type of connectable conductor cross-sections		
<ul style="list-style-type: none"> solid 	1x (0.5 ... 1.5 mm ²), 2x (0.5 ... 1.5 mm ²)	
<ul style="list-style-type: none"> finely stranded with core end processing 	1x (0,25 ... 1,0 mm ²), 2x (0,25 ... 1,0 mm ²)	
<ul style="list-style-type: none"> finely stranded without core end processing 	1x (0.5 ... 1.5 mm ²), 2x (0.5 ... 1.5 mm ²)	
<ul style="list-style-type: none"> at AWG conductors solid 	1x (20 ... 16), 2x (20 ... 16)	
<ul style="list-style-type: none"> at AWG conductors stranded 	1x (20 ... 16), 2x (20 ... 16)	
Certificates/ approvals		
General Product Approval	EMC	Declaration of Conformity
 CSA  UL  EAC  RCM  EG-Konf. Miscellaneous		
Test Certificates	Marine / Shipping	
Type Test Certificates/Test Report  ABS  LRS  PRS  RINA  RMRS		
Marine / Shipping	other	
 DNV-GL DNVGL.COM/AF  ASi Confirmation		
Further information		

Information- and Downloadcenter (Catalogs, Brochures,...)

<https://www.siemens.com/ic10>

Industry Mall (Online ordering system)

<https://mall.industry.siemens.com/mall/en/en/Catalog/product?mlfb=3RK1207-3CG00-2AA2>

Cax online generator

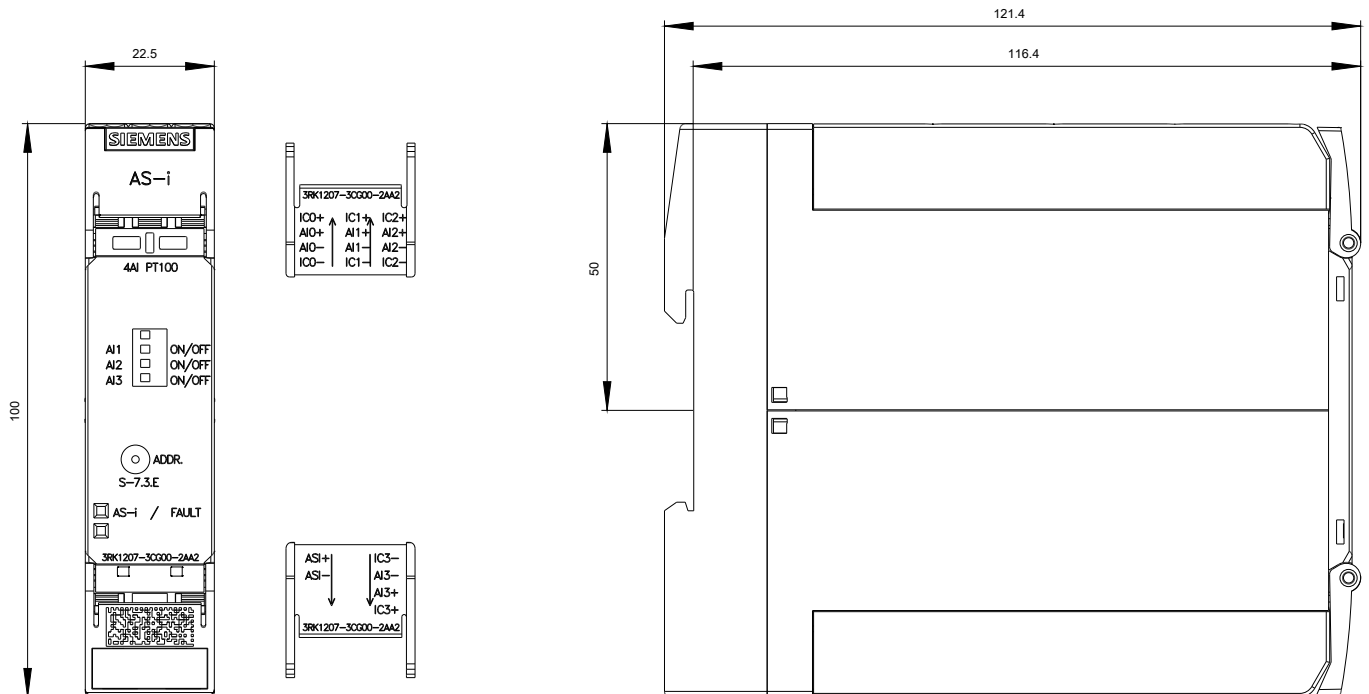
<http://support.automation.siemens.com/WW/CAXorder/default.aspx?lang=en&mlfb=3RK1207-3CG00-2AA2>

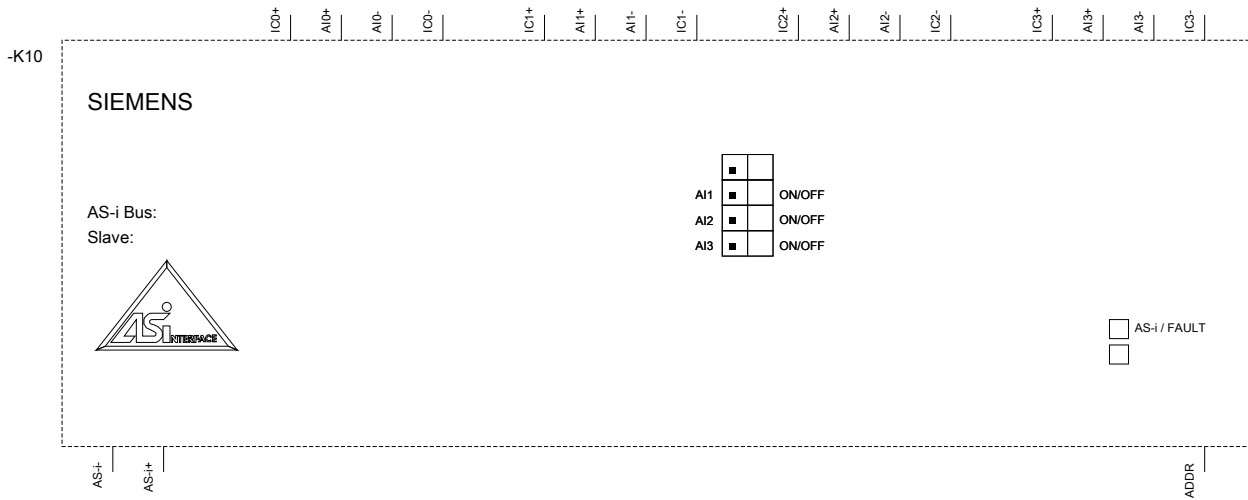
Service&Support (Manuals, Certificates, Characteristics, FAQs,...)

<https://support.industry.siemens.com/cs/ww/en/ps/3RK1207-3CG00-2AA2>

Image database (product images, 2D dimension drawings, 3D models, device circuit diagrams, EPLAN macros, ...)

http://www.automation.siemens.com/bilddb/cax_de.aspx?mlfb=3RK1207-3CG00-2AA2&lang=en





last modified:

06/22/2020