

Motor Condition Monitoring Devices

K6CM series



Insulation degradation

Bearing wear

K6CM takes the burden of monitoring off maintenance engineers.

Stay alert to signs of motor failure through monitoring conditions.

- K6CM's threshold setting keeps users informed of maintenance timing
- "Motor Condition Monitoring Tool" for PCs
- Clamp-type CT which is easy to install on existing equipment

EtherNet/IP™



No need for time-consuming patrol inspection or expertise.

K6CM informs you of the motor's maintenance

[Problems]

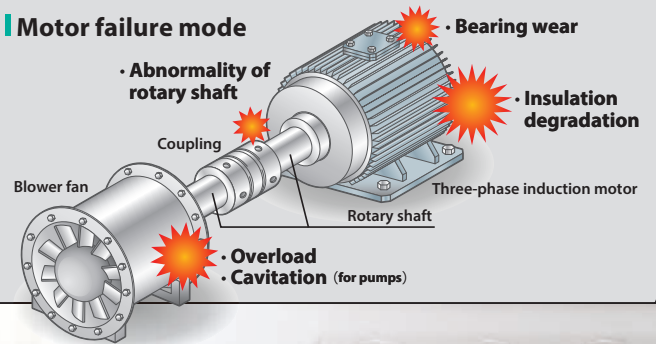
It's difficult to prevent motor issues caused by degradation.

The conventional motor condition check had several check items. Therefore a skilled maintenance engineer was required to judge the motor's maintenance timing. Additionally, inspection was time-consuming because there were many motors.

Example of patrol inspection items

Phenomenon Symptoms	Vibration	Heat generation	Decreased electrical resistance	Overcurrent
Bearing wear	✓	✓		✓
Insulation degradation			✓	
Overload	✓	✓		✓
Open phase		✓		

Motor failure mode



AWARDS

K6CM Motor Condition Monitoring Devices

Development Award of the TPM Award for Excellent Products 2018



GOOD DESIGN AWARD 2018



EtherNet/IP™

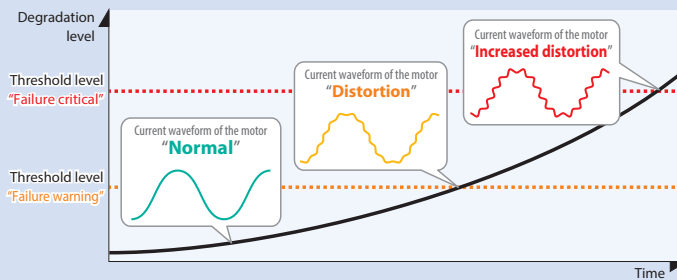
timing.

[Solution from OMRON]

Motors can be maintained in advance of failure due to degradation.

K6CM (comprehensive current diagnosis type) can consistently monitor motor conditions by observing the current waveform of the motor. Additionally, you can understand the motor's maintenance timing without depending on an engineer, because K6CM provides threshold value setting.


What is comprehensive current diagnosis?



When an abnormality occurs in the load such as bearing, rotary shaft, or reducer, the motor does not rotate smoothly and a distortion occurs in its current waveform. K6CM measures its distortion as a degradation level.



* The screen is a sample image.




Monitors the 3-phase induction motor which is the driving force of every facility.

Motor Condition Monitoring Device Lineup

Note. Applicable motor type: three-phase induction motor

type 01 Comprehensively monitors motor and load abnormalities through degradation level



K6CM-CIM



Comprehensive current diagnosis type

Alarm bar display

- Green : Status normal
- Yellow : Failure warning
- Red : Failure critical

Display

- [PV] : Present value
- [MIN] : Minimum value
- [MAX] : Maximum value

Switches the units of the measured value displayed

- [CIM] : Degradation level
- [A] : Current

<Actual size>



Easy setup!

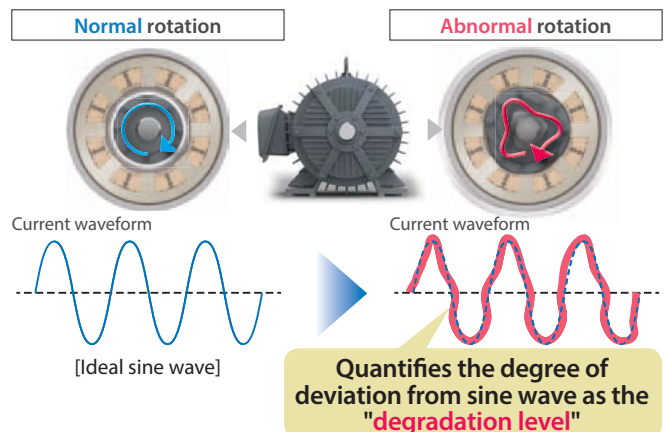
To perform monitoring, simply clamp the CT to the power line connected to the three-phase induction motor.



Detects abnormalities of three-phase induction motors

When an abnormality occurs in a three-phase induction motor, a change occurs in the "stator" and "rotor" of the motor, which affects the current waveform.

Comprehensive current diagnosis makes it possible to capture condition changes by comparing the normal current waveform (ideal sine wave) and abnormal current waveform.



Also detects load abnormalities

When a load abnormality occurs, the current waveform of the motor changes, which allows the load abnormality to be detected.



1. Abnormalities in load (blower fan) and rotary shaft 2. Effect on the current waveform of the motor

type **02** Monitors bearing abnormalities through vibration and temperature



K6CM-VBM



Vibration & temperature monitoring type

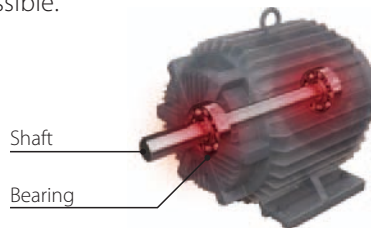
Detects abnormalities in bearings

By constantly monitoring for vibrations, it can detect signs of abnormalities in bearings and the like as soon as possible.

Constantly monitors temperature

The surface temperature of the routinely inspected motor can be measured at the same time as vibrations.

Pre-amplifier and
Vibration & temperature sensor
K6CM-VBS



This eliminates the need to
measure the temperature
on site.



type **03** Constantly monitors the insulation resistance




K6CM-ISM



Insulation resistance monitoring type

Measures insulation resistance

With conventional products, measurement with a Megger Tester was necessary to check for insulation degradation. K6CM-ISM can be used to perform this inspection during operation, making it possible to constantly monitor degradation trends while reducing the burden on the maintenance personnel.



This eliminates the need for complicated
insulation resistance measurements.

ZCT
K6CM-ISZBI



Measures insulation resistance on secondary side of inverter

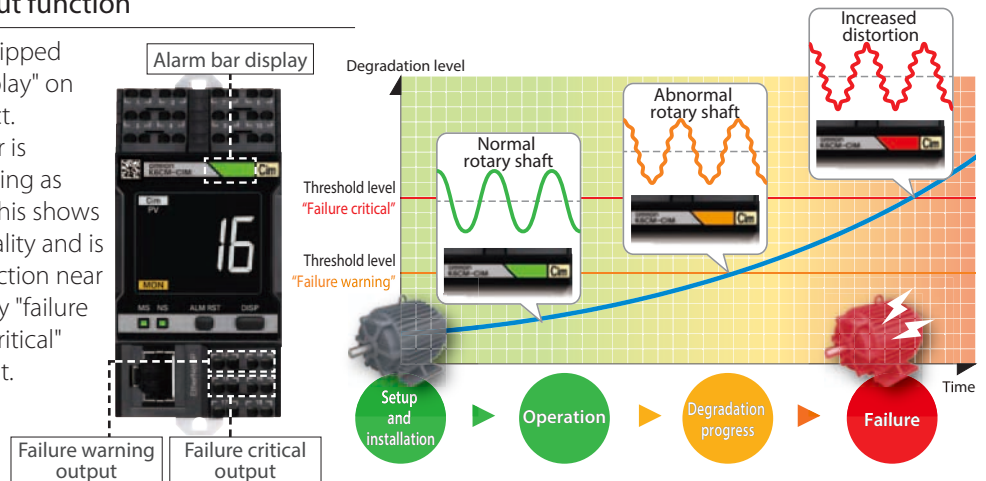
The "insulation resistance" of the motor can be measured even if an inverter is used.

Features Three functions for monitoring motor condition

1 Visual inspection through alarm bar display and two-step output

Alarm bar and output function

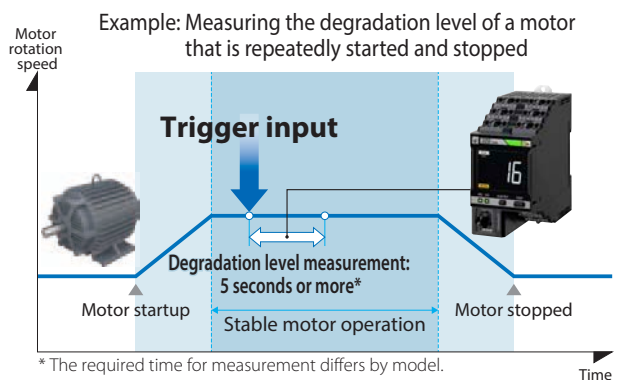
The K6CM series is equipped with an "alarm bar display" on the front of the product. The condition of motor is displayed by color-coding as green, yellow, or red. This shows the degree of abnormality and is helpful for visual inspection near the motor. Accordingly "failure warning" and "failure critical" statuses are also output.



2 Monitors stable values even when load fluctuates

Trigger input function

Equipped with a "trigger input function" that measures the measurement timing according to the motor operation in order to accurately diagnose the condition of motors that are repeatedly started and stopped. The motor condition is determined from the operation signals (auxiliary output of the contactor and the PLC control signal), and measurement is only performed when the motor operation is stabilized, enabling fixed point observation on a daily or monthly basis under the same conditions.



3 Self-diagnosis function that improves system reliability

Self-diagnosis function

When constantly monitoring for a long period of time, unexpected failures and other problems of measuring devices must be taken into consideration. The K6CM series is equipped with a self-diagnosis function as standard. The reliability of the system is improved by monitoring the service life of the device to be measured.



Status display "AGE"

Lights up when the guideline for the replacement time is reached.



Our shared Value Design for Panel (herein after referred to as Value Design) concept for the specifications of products used in control panels will create new value for our customers' control panels. Combining multiple products that share the Value Design concept will further increase the value provided to control panels.

Motor Condition Monitoring Tool

The setting and monitoring tool software "Motor Condition Monitoring Tool" and the K6CM series are linked. Both allow the motor condition to be monitored visually with green, yellow, and red color-coding.




Motor condition list display



The conditions of up to 10 motors are displayed as a list through the K6CM series connected to the network. The data of up to 30 K6CM units can be viewed. (Three types of K6CM can be installed to one motor)

Displays condition list at same time as device displays



■ Status normal (Green) ■ Failure warning (Yellow) ■ Failure critical (Red)

Error history display



Vibration/temperature monitoring type
Insulation resistance monitoring type
Comprehensive current diagnosis type

Displays the alarm statuses of multiple motors. Allows changes in the motor condition to be checked as a time series.

Trend graph display



Allows the measured value trends to be checked on graphs.

Initial setting

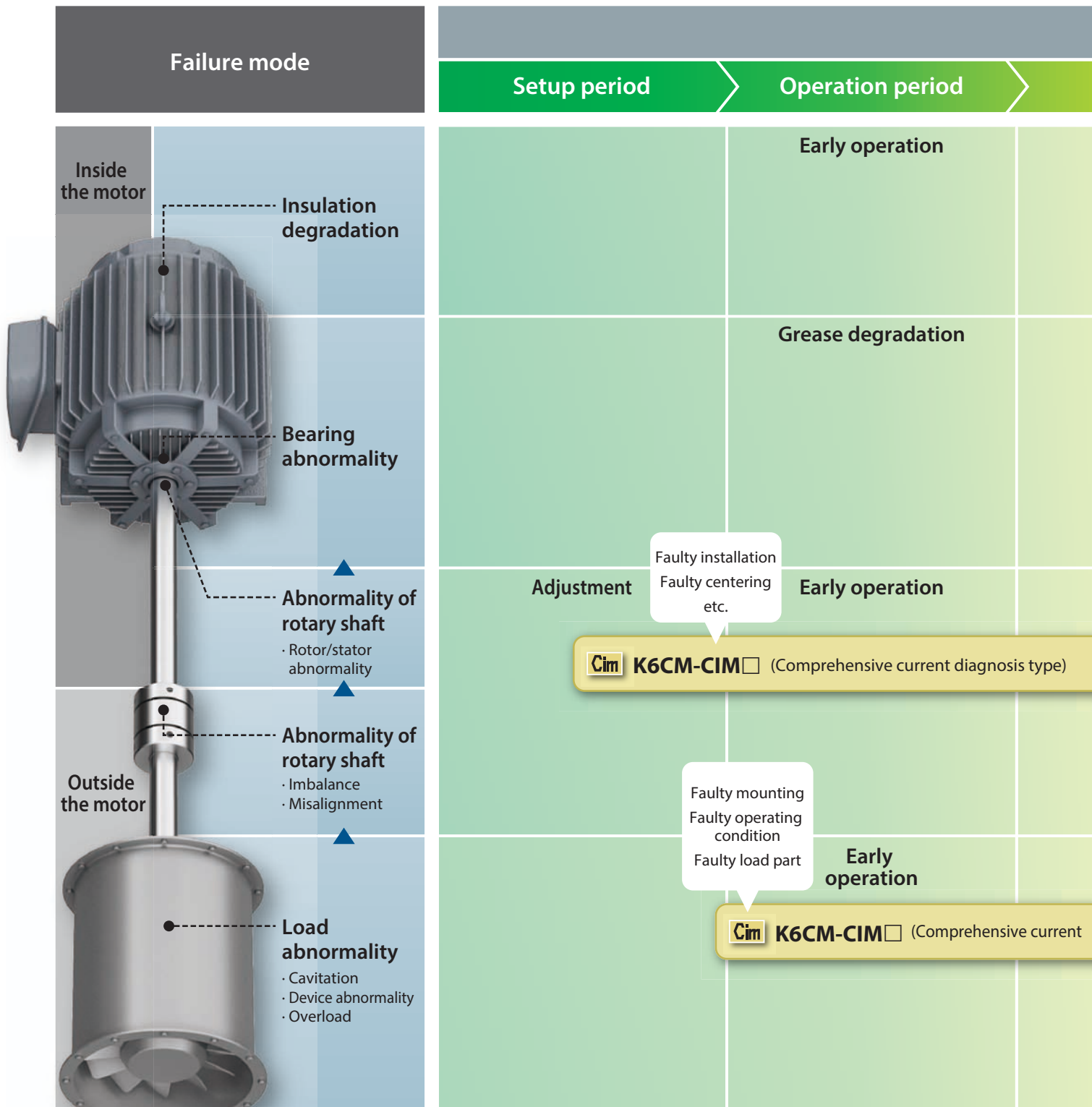
Initial settings of the K6CM series such as trigger input settings, motor information registration, network settings, and threshold adjustment can be made from a PC.

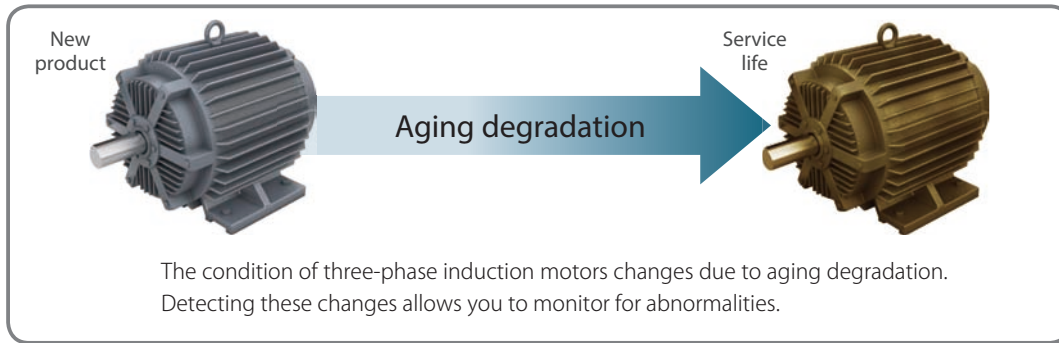
Data can be output as a CSV file

Measured and accumulated data can be output in CSV format. This is useful for creating reports and statistical materials.

Degradation progress/failure mode correspondence table




After installing a three-phase induction motor, performing proper maintenance by monitoring the motor condition will prolong its service life.
Please select the optimal model for the type of abnormality you want to detect.





Motor and load condition

Degradation progress period Breakdown period

<p>Insulation degradation</p> 	<p>Insulation breakdown</p>	<p>K6CM-VBM (Vibration/temperature monitoring type) [Temperature]</p> <p>K6CM-CIM (Comprehensive current diagnosis type) [Overcurrent]</p>
<p>Bearing damage</p> 	<p>Bearing breakdown</p> 	
<p>Degradation progress of motor</p> <p>[Degradation level]</p>	<p>K6CM-ISM (Insulation resistance monitoring type) [Insulation degradation]</p> <p>K6CM-VBM (Vibration & temperature monitoring type) [Velocity/Acceleration]</p>	
<p>Degradation progress of load</p> <p>diagnosis type) [Degradation level]</p>	<p>K6CM-VBM (Vibration & temperature monitoring type) [Velocity]</p>	
<p>Degradation progress of load</p> <p>diagnosis type) [Degradation level]</p>	<p>K6CM-VBM (Vibration & temperature monitoring type) [Velocity]</p>	

Some images are used under license from Shutterstock.com.

Before you place an order, please read and understand "Agreement for Using the Product" available on Omron's latest "Best control devices Omron", "General Brochure" or Omron's website.

OMRON Corporation Industrial Automation Company
Kyoto, JAPAN

Contact: www.ia.omron.com

Regional Headquarters

OMRON EUROPE B.V.

Wegalaan 67-69, 2132 JD Hoofddorp
The Netherlands
Tel: (31)2356-81-300/Fax: (31)2356-81-388

OMRON ELECTRONICS LLC

2895 Greenspoint Parkway, Suite 200
Hoffman Estates, IL 60169 U.S.A.
Tel: (1) 847-843-7900/Fax: (1) 847-843-7787

OMRON ASIA PACIFIC PTE. LTD.

No. 438A Alexandra Road # 05-05/08 (Lobby 2),
Alexandra Technopark,
Singapore 119967
Tel: (65) 6835-3011/Fax: (65) 6835-2711

OMRON (CHINA) CO., LTD.

Room 2211, Bank of China Tower,
200 Yin Cheng Zhong Road,
PuDong New Area, Shanghai, 200120, China
Tel: (86) 21-5037-2222/Fax: (86) 21-5037-2200

Authorized Distributor:

© OMRON Corporation 2017-2018 All Rights Reserved.
In the interest of product improvement,
specifications are subject to change without notice.

CSM_1_7_0219

Cat. No. N220-E1-06

1018(1117)