



■ Features

- Universal AC input / Full range
- 3 pole AC inlet IEC320-C14
- No load power consumption < 0.3W
- **Energy efficiency level VI**
- Comply with EISA 2007/DoE
- Class I power (with earth pin)
- Protections: Short circuit / Overload / Over voltage
- Fully enclosed plastic case
- -20 ~ +70°C working temperature
- LED indicator for power on
- 3 years warranty

■ Applications

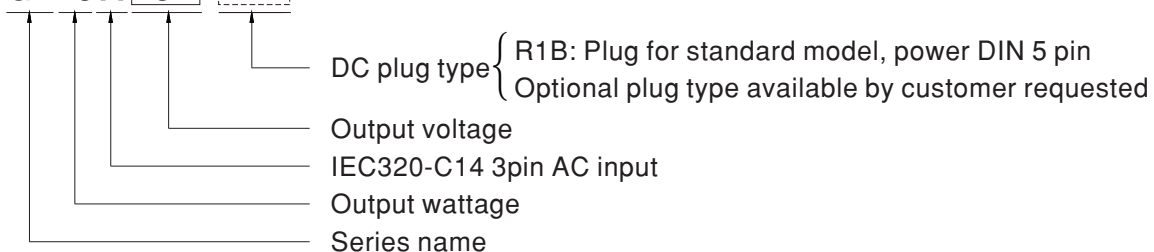
- Consumer electronic devices
- Telecommunication devices
- Office facilities
- Industrial equipments

■ Description

GP25A is a 25W triple-output desktop type green adaptor series, complying with the mandatory energy saving standard USA EISA 2007/DoE (Level VI). Adopting Class I design and utilizing the standard inlet IEC320-C14, it is designed with FG and uses the 94V-0 flame retardant plastic enclosure, which can effectively prevent electric shock hazards. This series operates from 90~264VAC and offers three models with the output voltage sets +5V/+12V/-5V, +5V/+12V/-12V and +5V/+15V/-15V. Its supreme advantages includes the less-than-0.3W no load power consumption, the capability of working under -20~+70°C ambient temperature, complete protection functions and three-year warranty and the compliance to the international safety certification such as CB, TUV, UL, CE and FCC. GP25A is a multiple-output green adaptor with high safety, high reliability and high quality.

■ Model Encoding

GP25 A 13A -R1B

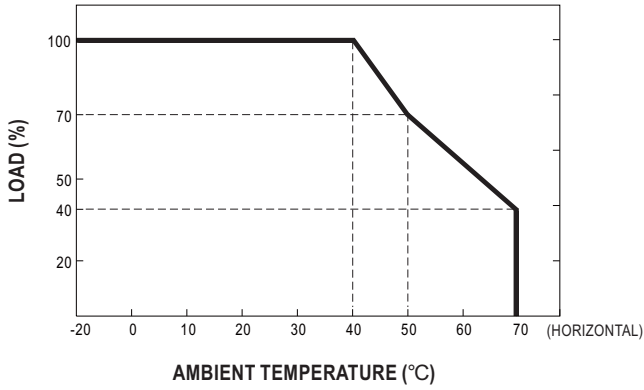




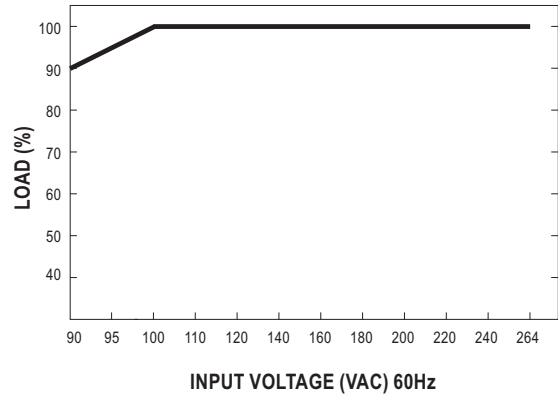
SPECIFICATION

ORDER NO.		GP25A13A-R1B			GP25A13D-R1B			GP25A14E-R1B		
OUTPUT	SAFETY MODEL NO.	GP25A13A			GP25A13D			GP25A14E		
	DC VOLTAGE <small>Note.2</small>	5V	12V	-5V	5V	12V	-12V	5V	15V	-15V
	RATED SET CURRENT	2.5A	1.2A	0.3A	2.5A	1A	0.3A	2.5A	0.8A	0.3A
	CURRENT RANGE	0.5 ~ 2.5A	0.1 ~ 1.2A	0.1 ~ 0.3A	0 ~ 2.5A	0.1 ~ 1A	0.1 ~ 0.3A	0 ~ 2.5A	0.1 ~ 0.8A	0.1 ~ 0.3A
	RATED POWER	28.5W			28W			29W		
	RIPPLE & NOISE (max.) <small>Note.3</small>	50mVp-p	100mVp-p	50mVp-p	60mVp-p	120mVp-p	50mVp-p	100mVp-p	150mVp-p	50mVp-p
	VOLTAGE TOLERANCE <small>Note.4</small>	±5.0%	±5.0%	±3.0%	±5.0%	±5.0%	±3.0%	±5.0%	±6.0%	±3.0%
	LINE REGULATION <small>Note.5</small>	±1.0%	±1.0%	±1.0%	±1.0%	±1.0%	±1.0%	±1.0%	±1.0%	±1.0%
	LOAD REGULATION <small>Note.6</small>	±5.0%	±5.0%	±3.0%	±5.0%	±5.0%	±3.0%	±5.0%	±5.0%	±3.0%
SETUP, RISE, HOLD UP TIME	800ms, 50ms, 20ms / 230VAC			1200ms, 50ms, 16ms / 115VAC at full load						
INPUT	VOLTAGE RANGE	90 ~ 264VAC 135~ 370VAC								
	FREQUENCY RANGE	47 ~ 63Hz								
	EFFICIENCY (Typ.)	80%			80%			80.5%		
	AC CURRENT	0.8A / 100VAC		0.4A / 230VAC						
	INRUSH CURRENT (max.)	60A / 230VAC								
	LEAKAGE CURRENT (max.)	0.75mA / 240VAC								
PROTECTION	OVERLOAD	110 ~ 160% rated output power Protection type : Hiccup mode, recovers automatically after fault condition is removed								
	OVER VOLTAGE	Protection type : Clamp by zener diode(5V only), output short								
ENVIRONMENT	WORKING TEMP.	-20 ~ +70°C (Refer to "Derating Curve")								
	WORKING HUMIDITY	20% ~ 90% RH non-condensing								
	STORAGE TEMP., HUMIDITY	-20 ~ +85°C, 10 ~ 95% RH								
	TEMP. COEFFICIENT	±0.03% / °C (0 ~ 40°C)								
	VIBRATION	10 ~ 500Hz, 2G 10min./1cycle, period for 60min. each along X, Y, Z axes								
SAFETY & EMC <small>(Note. 7)</small>	SAFETY STANDARDS	UL60950-1, CSA22.2, EN60950-1 approved								
	WITHSTAND VOLTAGE	I/P-O/P:4242VDC , I/P-FG:2121VDC								
	ISOLATION RESISTANCE	I/P-O/P,I/P-FG:100M Ohms / 500VDC / 25°C / 70% RH								
	EMC EMISSION	Compliance to EN55022 class B, EN61000-3-2,3, FCC PART15 / CISPR22 class B								
	EMC IMMUNITY	Compliance to EN61000-4-2,3,4,5,6,11, light industry level, criteria A								
	LIFE	3 years : 100% load 40°C, 8hours / day								
OTHERS	MTBF	620K hrs min. MIL-HDBK-217F (25°C)								
	DIMENSION	107.5*67*36mm (L*W*H)								
	PACKING	0.3kg; 54pcs / 20kg / CARTON								
CONNECTOR	PLUG	See page 3								
	CABLE	See page 3								
NOTE	<p>1. All parameters are specified at 230VAC input, rated load, 25°C 70% RH ambient.</p> <p>2. DC voltage: The output voltage set at point measure by plug terminal & 50% load.</p> <p>3. Ripple & noise are measured at 20MHz by using a 12" twisted pair terminated with a 0.1uf & 47uf capacitor.</p> <p>4. Tolerance: includes set up tolerance, line regulation, load regulation.</p> <p>5. Line regulation is measured from low line to high line at rated load.</p> <p>6. When measured between the light load (20% of rated load) and full load, the load regulation is within ±5% whereas the cross regulation is within ±15%.</p> <p>7. The power supply is considered as an independent unit, but the final equipment still need to re-confirm that the whole system complies with the EMC directives. For guidance on how to perform these EMC tests, please refer to "EMI testing of component power supplies." (as available on http://www.meanwell.com)</p>									

Derating Curve

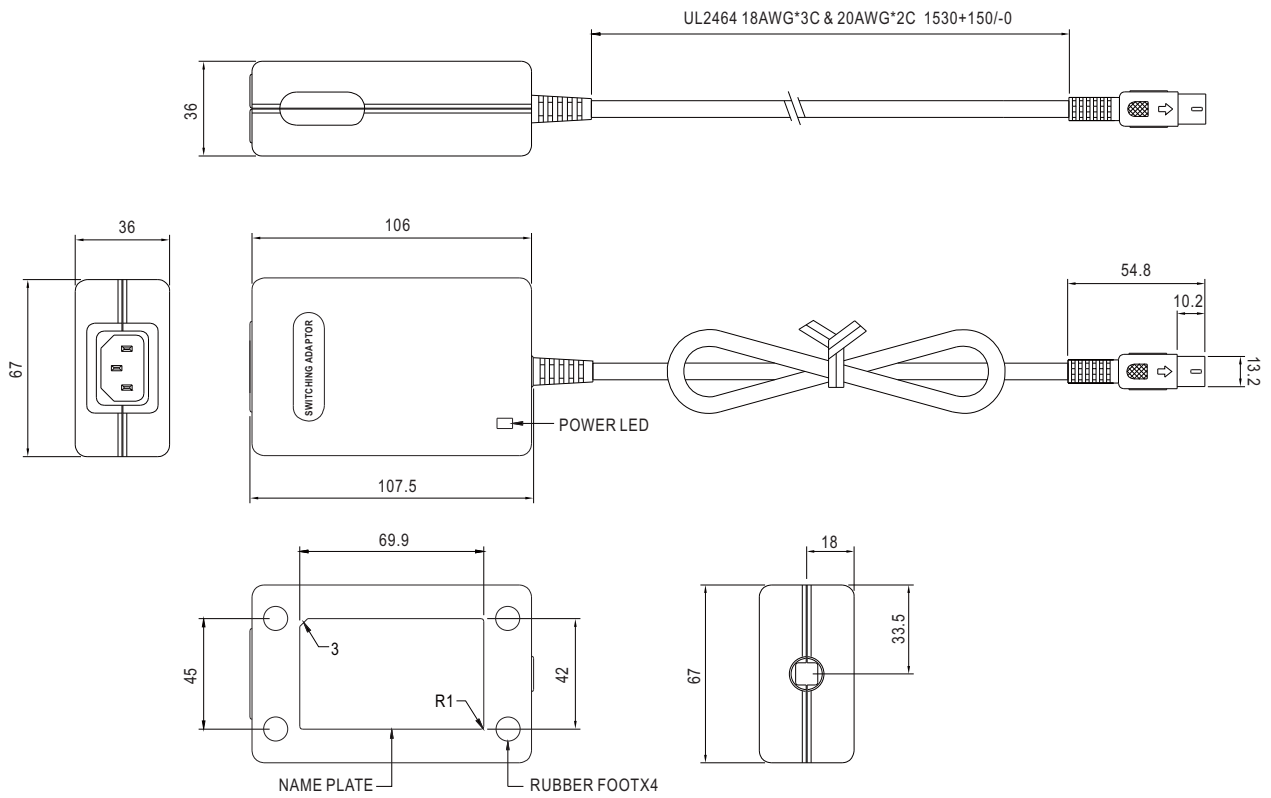


Static Characteristics



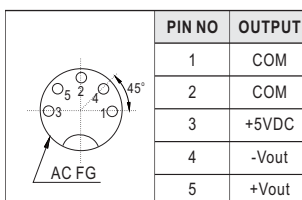
Mechanical Specification

Unit:mm



Plug Assignment

Standard plug: R1B



Installation Manual

Please refer to : <http://www.meanwell.com/webnet/search/InstallationSearch.html>