

EPIC® H-A 3







H-A inserts with screw termination up to 2.5 mm² wire cross section

The small, robust insert is suitable for power supply connectors and can be also used, for example, in machine or device manufacturing or in control systems.

Info

Small power connector for single- or three-phase current
 easy to assemble due to straight entry of conductors
 Made in Germany



-  Mechanical and plant engineering
-  Rail
-  Wind Energy
-  Assembly time
-  Space requirement
-  Variety of approval certifications

Benefits

The small H-A 3 / H-A 4 are used whenever there is minimal space.

Easy to service screw connection

Easy cable connection with straight cable entry in the contacts

Railway applications

- Fire protection on railway vehicles: Test according EN 45545-2. Requirement sets R22 and R23. Hazard level HL1, HL2 and HL3

Last Update (01.11.2021)

©2021 Lapp Group - Technical changes reserved

Product Management www.lappkabel.de

You can find the current technical data in the corresponding data sheet.

PN 0456 / 02_03.16

EPIC® H-A 3

Application range

Machine and equipment manufacturing
Control engineering
Apparatus construction
Railway applications / vehicle construction

Technical Data

Classification ETIM 5:	ETIM 5.0 Class-ID: EC000438 ETIM 5.0 Class-Description: Contact insert for industrial connectors
Classification ETIM 6:	ETIM 6.0 Class-ID: EC000438 ETIM 6.0 Class-Description: Contact insert for industrial connectors
Rated voltage (V):	IEC: 400 V UL: 600 V CSA: 600 V
Rated impulse voltage:	4 kV
Rated current (A):	IEC: 23 A UL: 10 A CSA: 10 A
Pollution degree:	3
Flammability:	UL94 V-0
Contact resistance:	1.5 - 4 mohm
Contacts:	Copper alloy, hard silver-plated
Number of contacts:	3 + PE
Termination methods:	Screw termination: 0.5 - 2.5 mm ² (2.5 mm ² with conductor end sleeves depending on the crimping profile)
Stripping length (mm):	6
Cycle of mechanical operation:	100
VDE-tested:	Certified production control: VDE-REG. no.: B437 UL-tested: UL File Number: E75770
Temperature range:	-40°C to +100°C, short-term up to +125°C

Note

Photographs and graphics are not to scale and do not represent detailed images of the respective products.
Prices are net prices without VAT and surcharges. Sale to business customers only.

EPIC® H-A 3

Article number	Article description	Contact type	Number of operating contacts	Pieces / PU
H-A 3 screw termination				
10420000	H-A 3 SS	male	1 - 3	10
10421000	H-A 3 BS	female	1 - 3	10

Last Update (01.11.2021)

©2021 Lapp Group - Technical changes reserved

Product Management www.lappkabel.de

You can find the current technical data in the corresponding data sheet.

PN 0456 / 02_03.16

EPIC® H-A 3

