

ÖLFLEX® 540 P








Cold-flexible, abrasion- and oil-resistant TPE/PUR connection cable for harsh conditions - VDE-registered

ÖLFLEX® 540 P - PUR power cable, VDE certified outdoor use an constructions sites with yellow jacket colour - cold flexible, abrasion resistant, halogen-free

Info

The proven building site cable
Voltage class from 1.5 mm² 450/750 V
VDE-tested and registered



-  Suitable for outdoor use
-  Halogen-free
-  Cold-resistant
-  Mechanical resistance
-  Oil-resistant
-  UV-resistant
- 

Benefits

Increased durability under harsh conditions thanks to robust PUR outer sheath
Resistant to contact with many mineral oil-based lubricants, diluted acids, aqueous alkaline solutions and other chemical media

Last Update (26.11.2021)

©2021 Lapp Group - Technical changes reserved

Product Management www.lappkabel.de

You can find the current technical data in the corresponding data sheet.

PN 0456 / 02_03.16

ÖLFLEX® 540 P

Wide temperature range for applications in harsh climatic environments
The signal colour of the outer sheath increases safety and visual perception
VDE-tested characteristics

Application range

Connection and extension cables
Construction machinery
Building sites, camp sites, stage applications
Agricultural equipment
For indoor and outdoor use

Product features

Resistant to oil and drilling fluids according to IEC 61892-4, Appendix D
Abrasion and notch-resistant
Halogen-free and flame-retardant
(IEC 60332-1-2)
Flexible down to -40 °C
Resistant to hydrolysis and microbes

Norm references / Approvals

VDE reg. no. 6583 up to 1.0 mm²
VDE reg. no. 6584 from 1.5 mm²
Suitable for use in fresh water down to 10 m depth at max. water temperature of +40 °C according to EN 50565-2

Product Make-up

Fine-wire, tinned-copper conductor
Core insulation: TPE
Cores twisted together
Outer sheath: PUR – colour yellow
DESIGN: Other sheath colours on request
PRINT: Other sheath marking on request

Technical Data

Classification ETIM 5:	ETIM 5.0 Class-ID: EC001578 ETIM 5.0 Class-Description: Flexible cable
Classification ETIM 6:	ETIM 6.0 Class-ID: EC001578 ETIM 6.0 Class-Description: Flexible cable
Core identification code:	Colours according to VDE 0293-308, refer to Appendix T9 (7-cored version number-coded)
Conductor stranding:	Fine wire according to VDE 0295, class 5/IEC 60228 class 5
Minimum bending radius:	Occasional flexing: 10 x outer diameter Fixed installation: 4 x outer diameter
Nominal voltage:	Up to 1.0 mm ² : U0/U: 300/500 V From 1.5 mm ² : U0/U: 450/750 V
Test voltage:	3000 V
Protective conductor:	G = with GN-YE protective conductor X = without protective conductor
Temperature range:	Occasional flexing: -40 °C to +90 °C Fixed installation: -50 °C to +90 °C

Last Update (26.11.2021)

©2021 Lapp Group - Technical changes reserved

Product Management www.lappkabel.de

You can find the current technical data in the corresponding data sheet.

PN 0456 / 02_03.16

ÖLFLEX® 540 P

Note

Unless specified otherwise, the shown product values are nominal values. Detailed values (e.g. tolerances) are available upon request.

Copper price basis: EUR 150/100 kg. Refer to catalogue appendix T17 for the definition and calculation of copper-related surcharges.

Please find our standard lengths at: www.lappkabel.de/en/cable-standardlengths

Packaging size: coil \leq 30 kg or \leq 250 m, otherwise drum

Please specify the preferred type of packaging (e.g. 1 x 500 m drum or 5 x 100 m coils).

Photographs and graphics are not to scale and do not represent detailed images of the respective products.

Prices are net prices without VAT and surcharges. Sale to business customers only.

ÖLFLEX® 540 P

Article number	Number of cores and mm ² per conductor	Outer diameter [mm]	Copper index (kg/km)	Weight (kg/km)
ÖLFLEX® 540 P U0/U: 300/500 V				
0012452	2 X 0.75	6.2	14.4	52
0012453	3 G 0.75	6.7	21.6	63
00124543	4 G 0.75	7.3	28.8	80
00124553	5 G 0.75	8.2	36	98
0012456	7 G 0.75	9.9	51	126
0012457	2 X 1.0	6.7	19.2	53
0012458	3 G 1.0	7.1	29	72
00124593	4 G 1.0	7.7	38.4	96
00124603	5 G 1.0	8.6	48	117
0012461	7 G 1.0	10.4	68	147
ÖLFLEX® 540 P U0/U: 450/750 V				
0012462	2 X 1.5	8.3	29	82
0012463	3 G 1.5	8.8	43	108
00124643	4 G 1.5	9.8	58	147
00124653	5 G 1.5	10.7	72	164
0012466	7 G 1.5	13.4	101	267
0012467	2 X 2.5	9.7	48	142
0012468	3 G 2.5	10.3	72	161
00124693	4 G 2.5	11.4	96	220
00124703	5 G 2.5	12.7	120	245
0012471	7 G 2.5	15.8	168	321
0012474	3 G 4.0	12.3	115.2	262
00124753	4 G 4.0	13.6	154	284
00124763	5 G 4.0	15.2	192	355
00124783	4 G 6.0	15.4	230	440
00124793	5 G 6.0	17.1	288	530
00124813	4 G 10.0	20.1	384	615
00124823	5 G 10.0	22.3	480	735

Last Update (26.11.2021)

©2021 Lapp Group - Technical changes reserved

 Product Management www.lappkabel.de

You can find the current technical data in the corresponding data sheet.

PN 0456 / 02_03_16