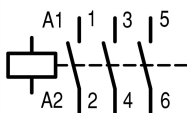




**Contactors, 3 pole, 380 V 400 V: 11 kW, 230 V 50 Hz, 240 V 60 Hz, AC operation, Screw terminals**

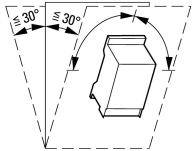
**Part no. DILMT25(230V50HZ/240V60HZ)**  
**Catalog No. 190998**

### Delivery program

Product range				Contactors
Application				Contactors for Motors
Subrange				Contactors up to 95 A, 3 pole
Utilization category				AC-1: Non-inductive or slightly inductive loads, resistance furnaces AC-3/AC-3e: Normal AC induction motors: Starting, switching off while running AC-4: Normal AC induction motors: starting, plugging, reversing, inching
Notes				Also suitable for motors with efficiency class IE3.
Connection technique				Screw terminals
Number of poles				3 pole
<b>Rated operational current</b>				
AC-3				
Notes				Also tested according to AC-3e.
380 V 400 V	$I_e$	A		25
AC-1				
Conventional free air thermal current, 3 pole, 50 - 60 Hz				
Open				
at 40 °C	$I_{th} = I_e$	A		35
<b>Max. rating for three-phase motors, 50 - 60 Hz</b>				
AC-3				
220 V 230 V	P	kW		7.5
380 V 400 V	P	kW		11
Contact sequence				
Can be combined with auxiliary contact				DILT-XHI01(10)
Actuating voltage				230 V 50 Hz, 240 V 60 Hz
Voltage AC/DC				AC operation
Connection to SmartWire-DT				no

### Technical data

<b>General</b>				
Standards				IEC/EN 60947, GB14048
Lifespan, mechanical				
AC operated	Operations	$\times 10^6$		10
Operating frequency, mechanical				
AC operated	Operations/h			3600
Climatic proofing				Damp heat, constant, to IEC 60068-2-78 Damp heat, cyclic, to IEC 60068-2-30
Ambient temperature				
Open		°C		-25 - +55
Storage		°C		- 40 - 80

Mounting position			
Degree of Protection			IP20
Weight			
AC operated		kg	0.36
Screw connector terminals			
Terminal capacity main cable			
Solid		mm <sup>2</sup>	1 x (1 - 10) 2 x (1 - 6)
Stranded		mm <sup>2</sup>	1 x (1 - 4) 2 x (1 - 4)
Stripping length		mm	14
Terminal screw			M5
Tightening torque		Nm	2
Tool			
Pozidriv screwdriver		Size	2
Terminal capacity control circuit cables			
Solid		mm <sup>2</sup>	1 x (0.75 - 2.5) 2 x (0.75 - 2.5)
Terminal screw			M3.5
Tightening torque		Nm	0.8
Tool			
Pozidriv screwdriver		Size	2

### Main conducting paths

Rated impulse withstand voltage	$U_{imp}$	V AC	6000
Overtoltage category/pollution degree			III/3
Rated insulation voltage	$U_i$	V AC	690
Rated operational voltage	$U_e$	V AC	660
Breaking capacity			
380 V 400 V		A	200

### AC

AC-1			
Rated operational current			
Conventional free air thermal current, 3 pole, 50 - 60 Hz			
Open			
at 40 °C	$I_{th} = I_e$	A	35
AC-3			
Rated operational current			
Open, 3-pole: 50 – 60 Hz			
Notes			Also tested according to AC-3e.
220 V 230 V	$I_e$	A	25
240 V	$I_e$	A	25
380 V 400 V	$I_e$	A	25
380 V 400 V	$I_e$	A	25
Motor rating	P	kWh	
220 V 230 V	P	kW	7.5
380 V 400 V	P	kW	11

### Magnet systems

Voltage tolerance			
AC operated	Pick-up	x $U_c$	0.85 - 1.1
Power consumption of the coil in a cold state and 1.0 x $U_S$			
50 Hz	Pick-up	VA	85
50 Hz	Sealing	VA	8.5
50 Hz	Sealing	W	2.6

60 Hz	Pick-up	VA	80
60 Hz	Sealing	VA	8.1
60 Hz	Sealing	W	2.5
50/60 Hz	Pick-up	VA	0
50/60 Hz	Sealing	VA	0
50/60 Hz	Sealing	W	0

## Design verification as per IEC/EN 61439

Technical data for design verification			
Operating ambient temperature min.		°C	-25
Operating ambient temperature max.		°C	55

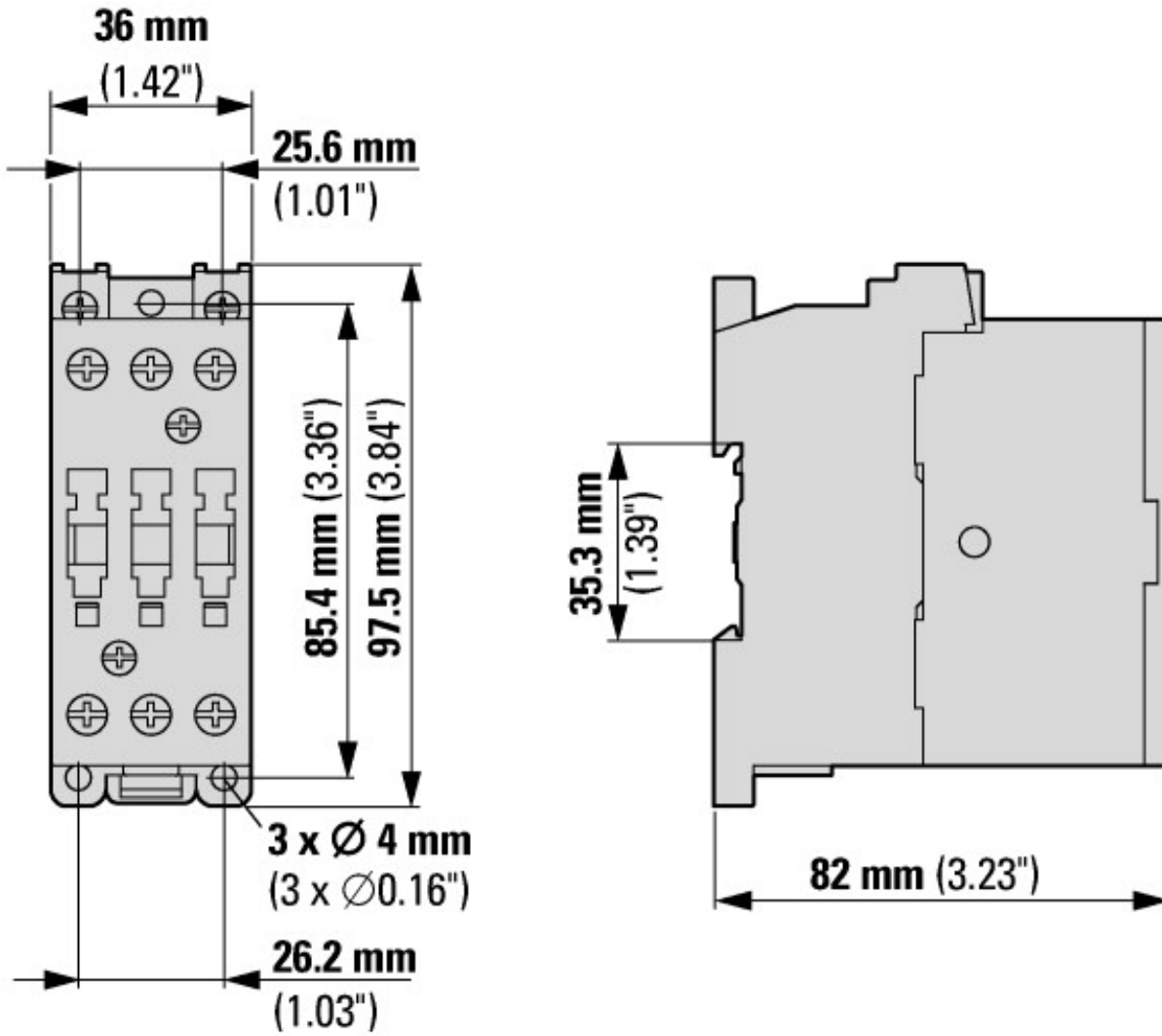
## Technical data ETIM 7.0

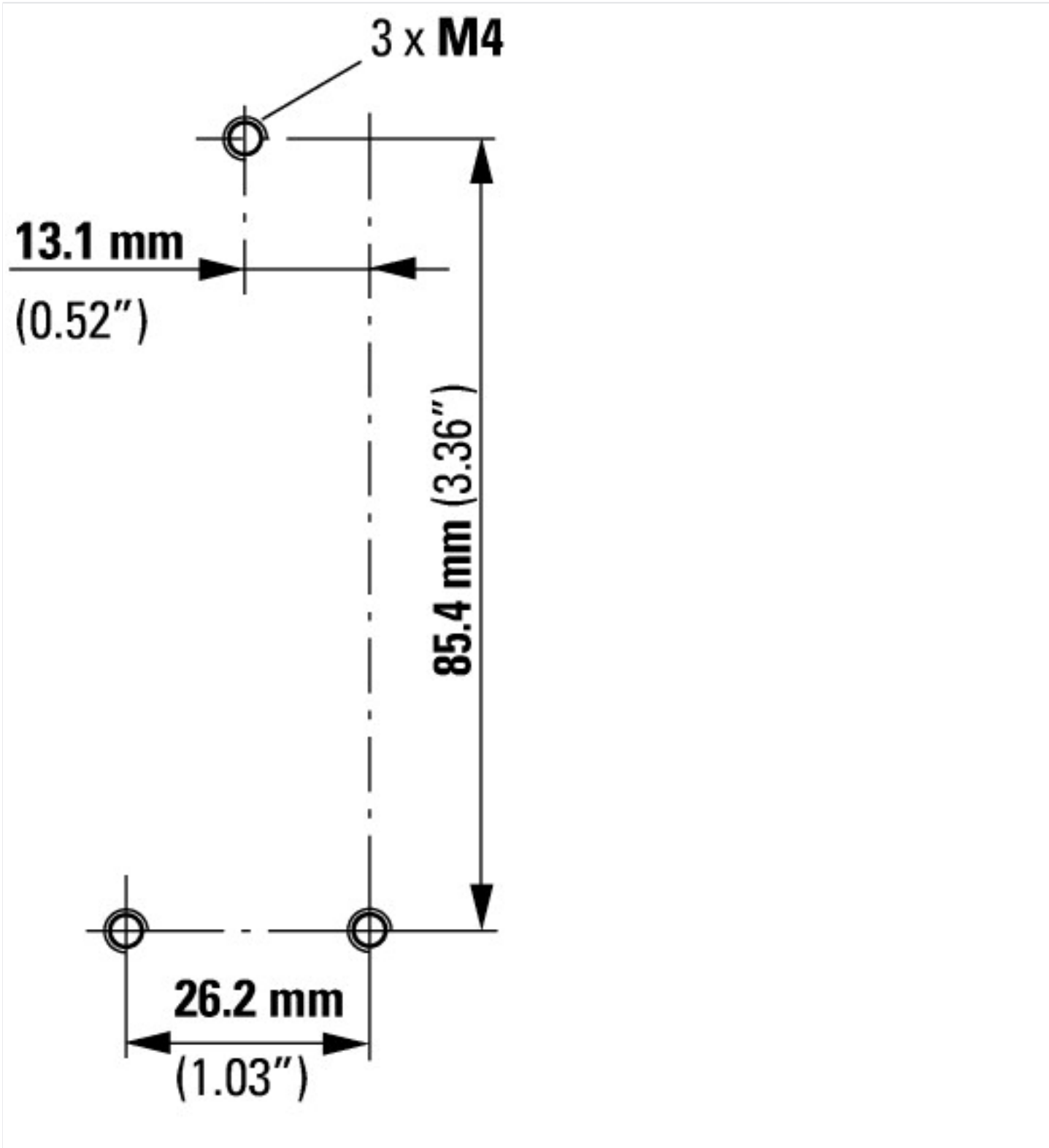
Low-voltage industrial components (EG000017) / Power contactor, AC switching (EC000066)			
Electric engineering, automation, process control engineering / Low-voltage switch technology / Contactor (LV) / Power contactor, AC switching (ecl@ss10.0.1-27-37-10-03 [AAB718015])			
Rated control supply voltage Us at AC 50HZ		V	230 - 230
Rated control supply voltage Us at AC 60HZ		V	240 - 240
Rated control supply voltage Us at DC		V	0 - 0
Voltage type for actuating			AC
Rated operation current Ie at AC-1, 400 V		A	35
Rated operation current Ie at AC-3, 400 V		A	25
Rated operation power at AC-3, 400 V		kW	11
Rated operation current Ie at AC-4, 400 V		A	0
Rated operation power at AC-4, 400 V		kW	0
Rated operation power NEMA		kW	0
Modular version			No
Number of auxiliary contacts as normally open contact			0
Number of auxiliary contacts as normally closed contact			0
Type of electrical connection of main circuit			Screw connection
Number of normally closed contacts as main contact			0
Number of main contacts as normally open contact			3

## Approvals

Specially designed for North America			No
--------------------------------------	--	--	----

## Dimensions





### Assets (links)

[Declaration of CE Conformity](#)

00002909