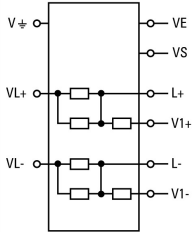




Insulation monitoring relays, 0 - 690 V AC, 0 - 1000 V DC

Part no. EMR6-RC690
Catalog No. 184775
Alternate Catalog No. EMR6-RC690
EL-Nummer (Norway) 4101971

Delivery program

Product range			EMR Measuring and monitoring relays
Basic function			Insulation monitoring relays
			Coupling module Expands the rated voltage range for the EMR6-R400-A-2 to 690 V AC or 1000 V DC no supply voltage required
Contact sequence			
Rated operating voltage for the supply system being monitored			0 - 690 V AC 0 - 1000 V DC
Width		mm	45

Technical data

General

Standards			IEC/EN 60255-6,
Lifespan, mechanical	Operations	x 10 ⁶	30
Climatic proofing			Damp heat, cyclical to IEC 60068-2-30: 24 h cycle, 55° C, 93% relative humidity, 96 h
Ambient temperature			
Operation		°C	
Operating ambient temperature min.		°C	-25
Operating ambient temperature max.		°C	+ 60
Storage		°C	- 40 - 85
Mounting position			As required
Shock resistance			Class 2
Degree of protection			
Terminals			IP20
Enclosures			IP50
Terminal capacities		mm ²	
Solid		mm ²	1 x 0.5-2.5 (1 x 18-14 AWG)
Flexible with ferrule		mm ²	2 x 0.5-1.5 (2 x 18-16 AWG)
Standard screwdriver		mm	5.5 x 0.8
Tightening torque		Nm	0.5 - 0.8
Fixing			Snap fixing, top-hat rail IEC/EN 60715
MTBF (mean time between failures)			4316876 h

Contacts

Rated impulse withstand voltage	U _{imp}	V AC	4000
Overvoltage category/pollution degree			III/3

Power supply

Voltage tolerance		x U _c	0.85 - 1.1
Rated frequency	f	Hz	50 - 60
Duty factor		% DF	100

Measuring circuits

Cable length for cancellation- and test button		m	10
--	--	---	----

Status indication

Supply voltage			LED, green
Fault at L+			LED, red
Fault at L-			LED, red

Relay output contacts

Rated operational current	I_e	A	
AC-12 at 230 V	I_e	A	5
AC-15 with 230 V	I_e	A	3
DC-13 at 24 V	I_e	A	2.5
Lifespan, electrical (AC-12/230 V/4 A)	Operations	$\times 10^6$	
Lifespan, electrical	Operations	$\times 10^6$	0.1
Short-circuit rating			
max. fuse	Fast/gL	A	5

Electromagnetic compatibility (EMC)

Electromagnetic compatibility			IEC/EN 60947-6-2
ESD	Air/contact discharge	kV	IEC/EN 61000-4-2 level 3
HF-immunity to radiation			IEC/EN 61000-4-3 level 3
Burst			IEC/EN 61000-4-4 level 3
Surge			IEC/EN 61000-4-5 Level 4
HF-immunity to line-conducted interference			IEC/EN 61000-4-6 level 3

Design verification as per IEC/EN 61439

Technical data for design verification			
Operating ambient temperature min.		°C	-25
Operating ambient temperature max.		°C	60
IEC/EN 61439 design verification			
10.9 Insulation properties			
10.9.4 Testing of enclosures made of insulating material			Is the panel builder's responsibility.

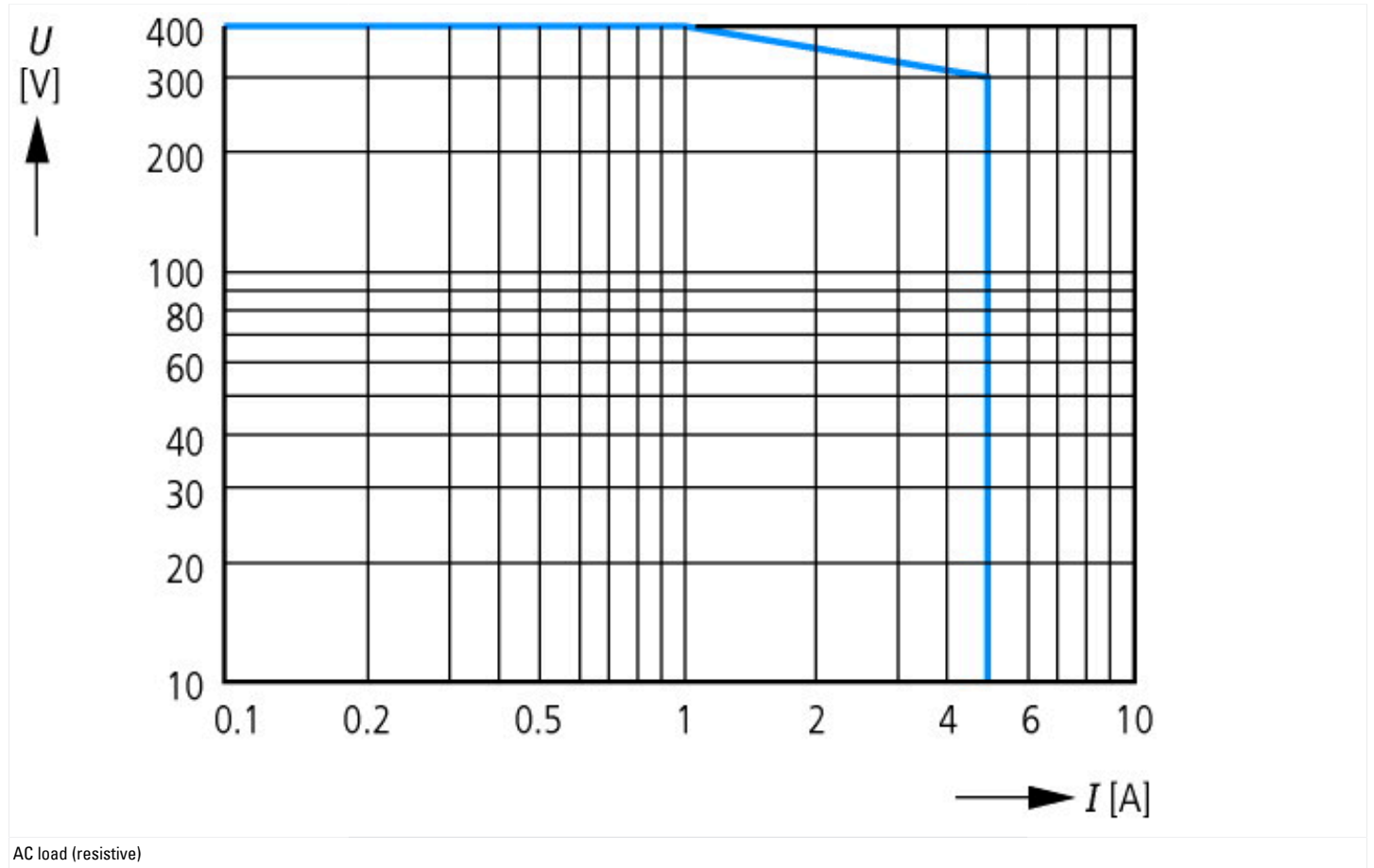
Technical data ETIM 7.0

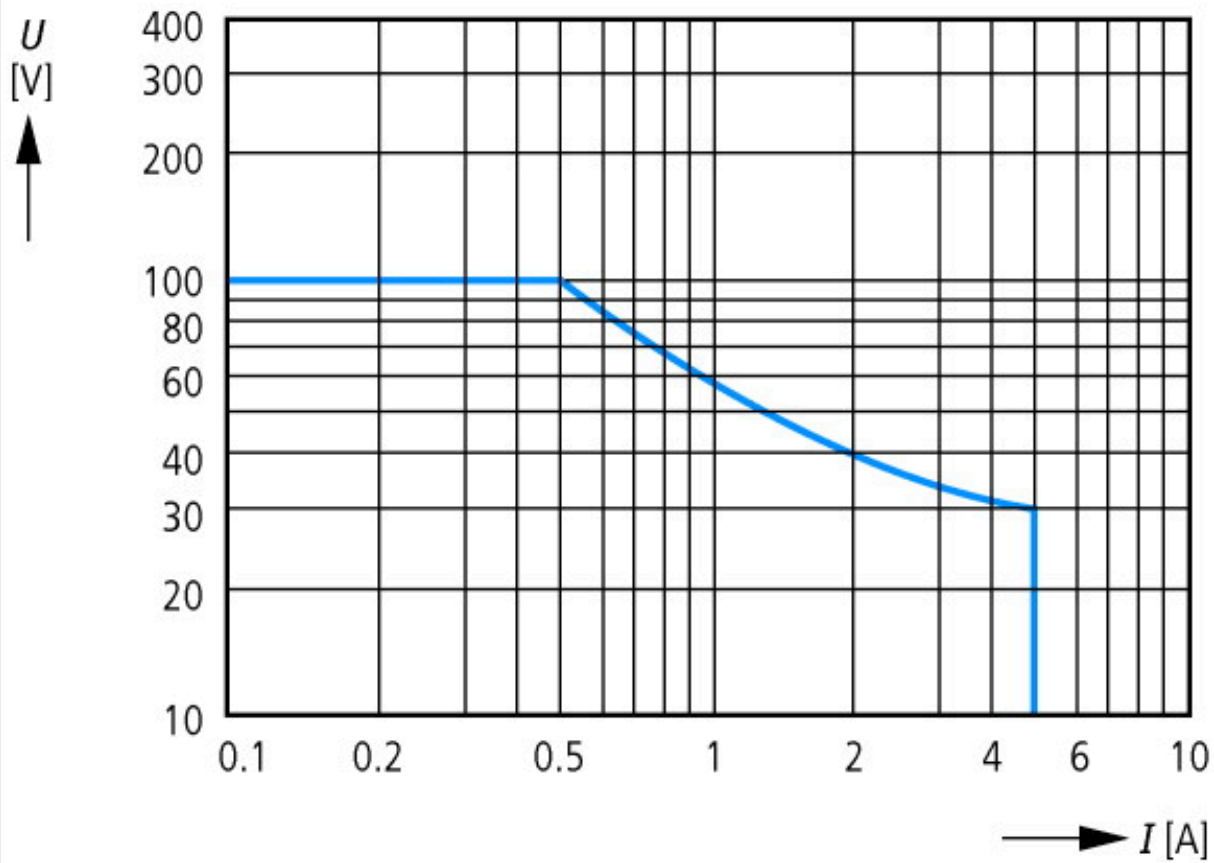
Relays (EG000019) / Insulation and earth fault monitoring relay (EC001444)			
Electric engineering, automation, process control engineering / Low-voltage switch technology / Monitoring equipment (low-voltage switch technology) / Insulation-/earth connection monitoring equipment (ec1@ss10.0.1-27-37-18-07 [AKF101014])			
Type of electric connection			Screw connection
Rated control supply voltage U_s at AC 50HZ		V	0 - 0
Rated control supply voltage U_s at AC 60HZ		V	0 - 0
Rated control supply voltage U_s at DC		V	0 - 0
Voltage type for actuating			AC/DC
With detachable clamps			No
Function			For mixed system
Rated voltage		V	0 - 690
Rated frequency		Hz	15 - 400
Line capacity		μ F	20
Response value impedance 1		kOhm	1 - 100
Response value impedance 2		kOhm	1 - 200
Indication of insulation value			No
Error registration possible			No
Number of contacts as normally closed contact			0
Number of contacts as normally open contact			0
Number of contacts as change-over contact			0
Width		mm	45
Height		mm	85.6
Depth		mm	104.6

Approvals

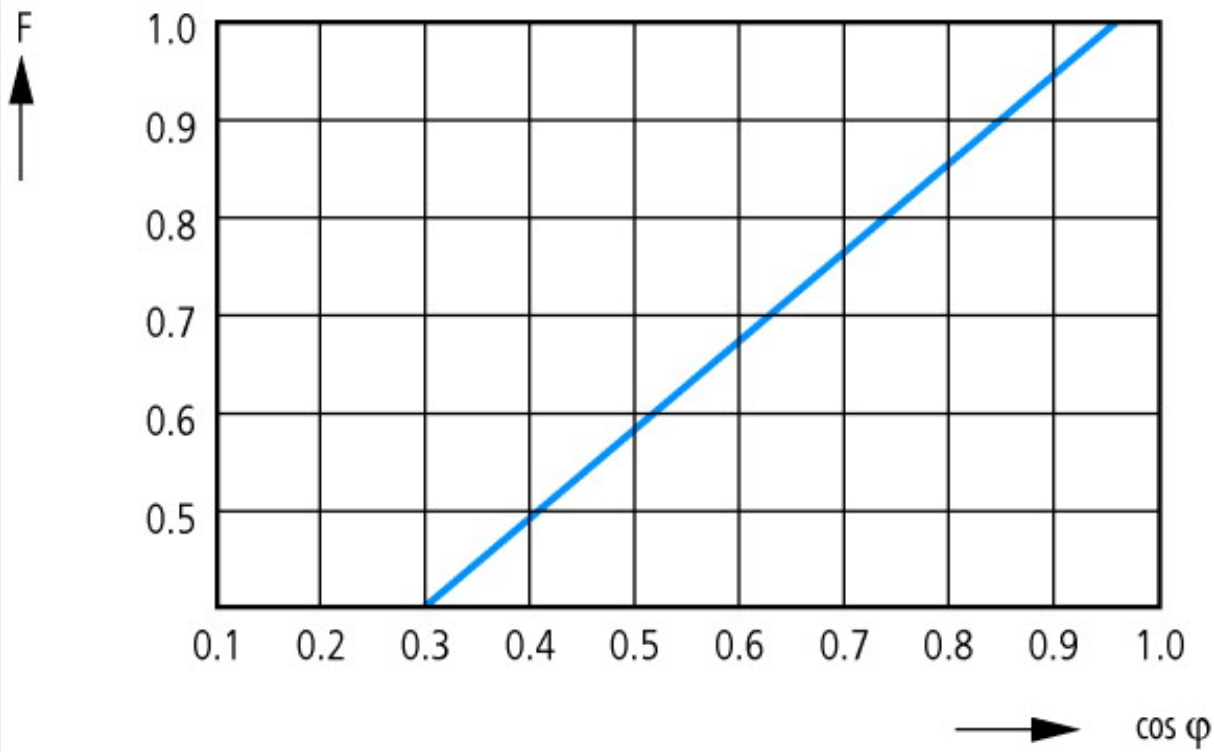
Product Standards	IEC 255-6; UL 508; CSA-22.2 No. 14-05; CE marking
UL File No.	E29184
UL Category Control No.	NKCR, NKCR7
CSA File No.	UL report valid
CSA Class No.	3211-03
North America Certification	UL listed, certified by UL for use in Canada

Characteristics

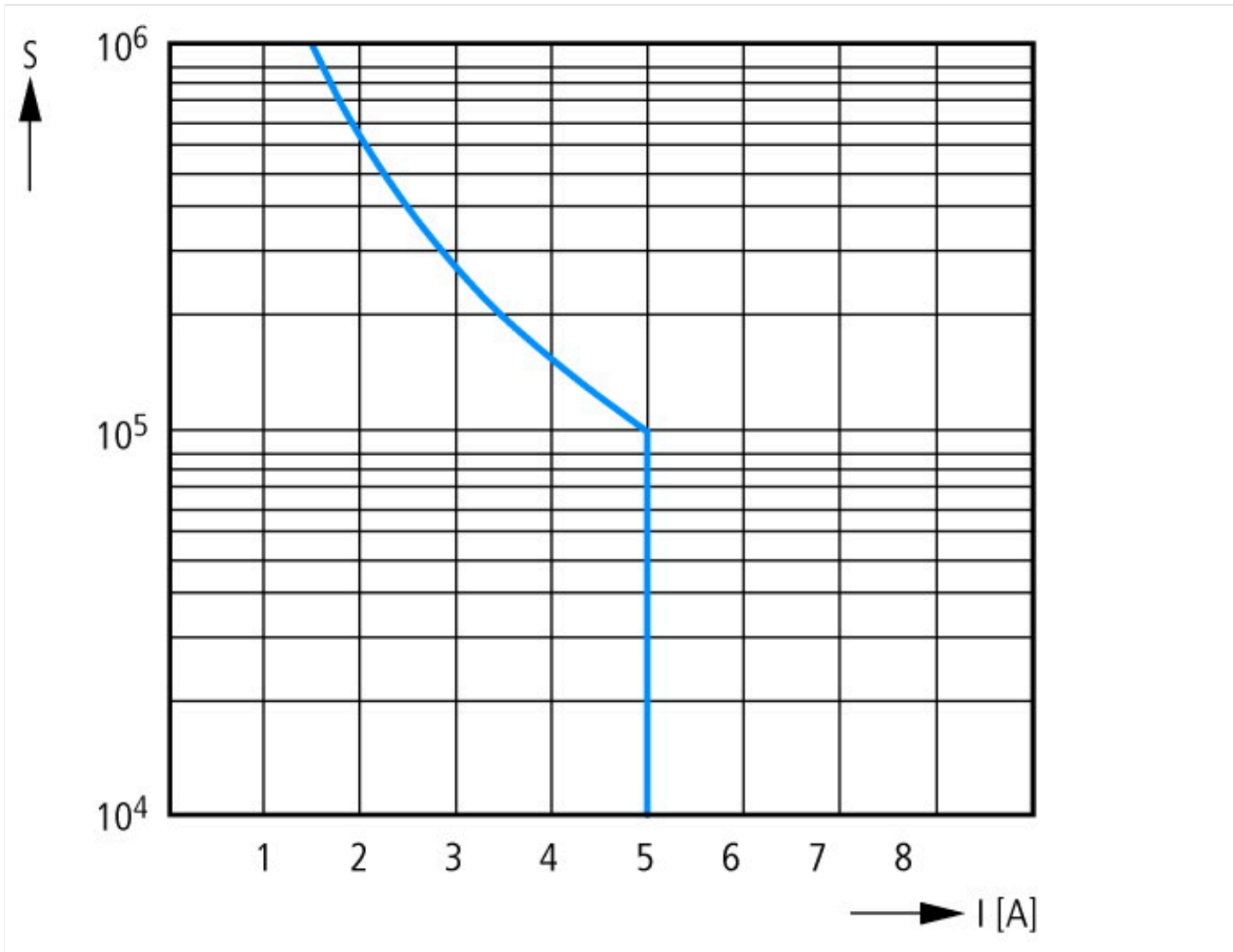





DC load (resistive)



Derating factor F with inductive AC load



Dimensions



Additional product information (links)

IL121010ZU Coupling unit for insulation monitoring relay EMR6-R400-A-2

IL121010ZU Coupling unit for insulation monitoring relay EMR6-R400-A-2

ftp://ftp.moeller.net/DOCUMENTATION/AWA_INSTRUCTIONS/IL121010ZU.pdf

IL121010ZU Coupling unit for insulation monitoring relay EMR6-R400-A-2

ftp://ftp.moeller.net/DOCUMENTATION/AWA_INSTRUCTIONS/IL121010ZU2018_07.pdf