



Wall enclosure with mounting plate, HxWxD=400x300x150mm

Part no. CS-43/150  
 Catalog No. 111681

EL-Nummer 2466105  
 (Norway)

**Delivery program**

|                                      |                  |    |   |
|--------------------------------------|------------------|----|---|
| Product range                        |                  |    | Wall-mounting housing CS  |
| Product function                     |                  |    | Wall-mounting housing with mounting plate   |
| Degree of Protection                 |                  |    | IP66<br>IP23 (with ventilating plates)  |
| Description                          |                  |    | Foamed polyurethane sealing throughout.<br>Impact resistance category IK09 to EN 62262.<br>Sheet steel mounting plate<br>Bottom plate with foamed gasket.<br>Single door, door stop on the right, door opening angle 120°<br>Door hinge pins with quick change technology.<br>Standardized locking system with sash fastener.<br>Powder coating RAL 7035 inside and outside |
| Material                             |                  |    | Steel plate   |
| <b>Dimensions</b>                    |                  |    |   |
| Width                                |                  | mm | 300   |
| Height                               |                  | mm | 400   |
| Depth                                |                  | mm | 150   |
| Locks                                | Number           |    | 1   |
| Hinges                               | Number           |    | 2   |
| Door profile molding                 | Number           |    | 2   |
| Flange plates                        | Width x Depth mm |    | 112 x 232   |
| Max. F3A flanges                     | Number           |    | -   |
| <b>Mounting plates</b>               |                  |    |   |
| Height                               |                  | mm | 370   |
| Width                                |                  | mm | 250   |
| Weight                               |                  | kg | 6.6   |
| Information about equipment supplied |                  |    | Lock, 3 mm double ward key<br>Including M6 threaded welded studs for earth conductor connections in the door  |

**Technical data**

**General**

|   |                |    |   |
|---|----------------|----|---|
| Standards   |                |    | IEC/EN 62208  |
| RoHS  |                |    | in accordance with Directive 2015/863/EU of the European Parliament and Council   |
| RoHS (in accordance with Directive 2002/95/EC of the European Parliament and Council) |                |    | yes   |
| Climatic proofing   |                |    | Damp heat, constant, to IEC 60068-2-78; Damp heat, cyclical, to IEC 60068-2-30  |
| Ambient temperature   |                | °C | -25 - +40   |
| Degree of Protection  |                |    | IP66<br>IP23 (with ventilating plates)  |
| Installation conditions   |                |    | Indoor installation   |
| Power loss  |                |    |   |
|   |                |    | Power loss P <sub>v</sub> [W] for fully enclosed sheet steel enclosure CS without internal partitions for wall mounting.<br>Example: max. ambient temperature 35°C; Overtemperature ΔT = 20 K; Relative humidity = 75%. |
| Max. heat dissipation   |                |    |   |
| Individual enclosure for wall mounting  | P <sub>v</sub> | W  | 21  |
| Starting enclosure for wall mounting  | P <sub>v</sub> | W  | 19  |
| Middle enclosure for wall mounting  | P <sub>v</sub> | W  | 18  |

**Material characteristics**

|                   |  |  |  |
|-------------------|--|--|--|
| Material          |  |  | Steel plate  |
| Surface treatment |  |  | Structured powder spray polyester based paint finish |

|                    |  |    |                       |
|--------------------|--|----|-----------------------|
| Surface finish     |  |    | Semi-textured         |
| Colour             |  |    | light gray (RAL 7035) |
| Finish             |  |    | Gloss                 |
| Material thickness |  | mm |                       |
| Body               |  | mm | 1.2                   |
| Mounting plate     |  | mm | 2                     |
| Door               |  | mm | 1                     |
| Bottom plate       |  | mm | 2                     |

### Material properties

|                                      |  |    |   |
|--------------------------------------|--|----|---|
| Mechanical                           |  |    |   |
| Impact resistance                    |  |    | IK09 according to EN 62262  |
| max. assembly weights                |  |    |   |
| Total of Weight of fitted components |  | kg | 175   |
| Mounting plate                       |  | kg | 150   |
| Door                                 |  | kg | 25  |
|                                      |  |    | 500 kg payload, when brackets fitted in all four enclosure corners (vertically or horizontally) and the weights are symmetrically distributed within the enclosure. |

### Description/standard features

|                                      |        |  |  |
|--------------------------------------|--------|--|--|
| Construction                         |        |  | Canted and seam welded, including two M6 threaded bolts for earth conductor connections inside the enclosure.  |
| Back plate                           |        |  | 9 mm drilling dimensions for wall mounting   |
| Side plates                          |        |  | Without apertures  |
| Top plate                            |        |  | Without apertures  |
| Bottom plate                         |        |  | Enclosed, foamed gasket  |
| Mounting plate, material             |        |  | Sheet steel, hot-galvanized  |
| Door, Engineering                    |        |  | Including M6 threaded welded studs for earth conductor connections in the door:  |
| Information about equipment supplied |        |  | Lock, 3 mm double ward key<br>Including M6 threaded welded studs for earth conductor connections in the door   |
|                                      |        |  | <b>If electrical apparatus is to be installed in the door, a continuous, permanent protective ground contactor connection must be established with a protective ground cable. The threaded welded studs on the door and on the cabinet side wall must be used as connecting points for the ground leads.</b> |
| Door hinges                          |        |  | On the right, can be converted by user   |
| Type Door                            |        |  | Door hinges right<br>can be converted by user  |
| door opening angle                   |        |  | 120°   |
| Door interlock                       |        |  | Standard closure 3 mm double-ward key  |
| Locks                                | Number |  | 1  |

### Design verification as per IEC/EN 61439

|   |                |   |  |
|---|----------------|---|--|
| Technical data for design verification  |                |   |  |
| Heat dissipation, at an ambient temperature of 35°C, delta T: 20 degrees in top of the enclosure, calculated as per IEC 60890 |                |   |  |
| Individual enclosure for wall mounting  | P <sub>V</sub> | W | 21   |
| Starting enclosure for wall mounting  | P <sub>V</sub> | W | 19   |
| Middle enclosure for wall mounting  | P <sub>V</sub> | W | 18   |
| Heat dissipation, at an ambient temperature of 35°C, delta T: 35 degrees in top of the enclosure, calculated as per IEC 60890 |                |   |  |
| Individual enclosure for wall mounting  | P <sub>V</sub> | W | 44   |
| Starting enclosure for wall mounting  | P <sub>V</sub> | W | 41   |
| Middle enclosure for wall mounting  | P <sub>V</sub> | W | 39   |
| IEC/EN 61439 design verification  |                |   |  |
| 10.2 Strength of materials and parts  |                |   |  |
| 10.2.2 Corrosion resistance   |                |   | Meets the product standard's requirements. |
| 10.2.3.1 Verification of thermal stability of enclosures  |                |   | Meets the product standard's requirements. |
| 10.2.3.2 Verification of resistance of insulating materials to normal heat  |                |   | Meets the product standard's requirements. |
| 10.2.3.3 Verification of resistance of insulating materials to abnormal heat and fire due to internal electric effects        |                |   | Meets the product standard's requirements. |
| 10.2.4 Resistance to ultra-violet (UV) radiation  |                |   | Meets the product standard's requirements. |

|  |  |  |
|--|--|--|
| 10.2.5 Lifting   |  | Does not apply to enclosures without lifting aids.   |
| 10.2.6 Mechanical impact                                 |  | IK09   |
| 10.2.7 Inscriptions                                      |  | Meets the product standard's requirements.   |
| 10.3 Degree of protection of ASSEMBLIES                  |  | IP66   |
| 10.4 Clearances and creepage distances                   |  | Is the panel builder's responsibility.   |
| 10.5 Protection against electric shock                   |  | < 0.1 Ω; meets the product standard's requirements.  |
| 10.6 Incorporation of switching devices and components   |  | Is the panel builder's responsibility.   |
| 10.7 Internal electrical circuits and connections        |  | Is the panel builder's responsibility.   |
| 10.8 Connections for external conductors                 |  | Is the panel builder's responsibility.   |
| 10.9 Insulation properties                               |  |  |
| 10.9.2 Power-frequency electric strength                 |  | U <sub>i</sub> = 1000 V AC   |
| 10.9.3 Impulse withstand voltage                         |  | Does not apply to basic enclosures as defined in EN 62208.   |
| 10.9.4 Testing of enclosures made of insulating material |  | Does not apply to metal enclosures.  |
| 10.10 Temperature rise                                   |  | The panel builder is responsible for the temperature rise calculation. Eaton will provide heat dissipation data for the devices. |
| 10.11 Short-circuit rating                               |  | Is the panel builder's responsibility.   |
| 10.12 Electromagnetic compatibility                      |  | Is the panel builder's responsibility.   |
| 10.13 Mechanical function                                |  | Meets the product standard's requirements.   |

## Technical data ETIM 7.0

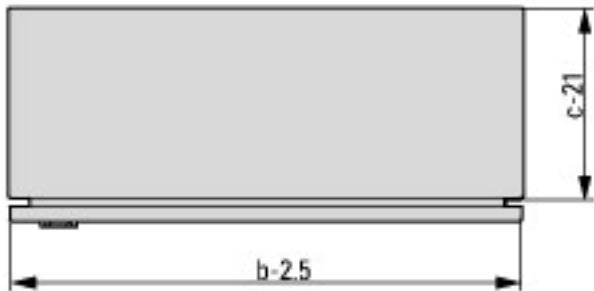
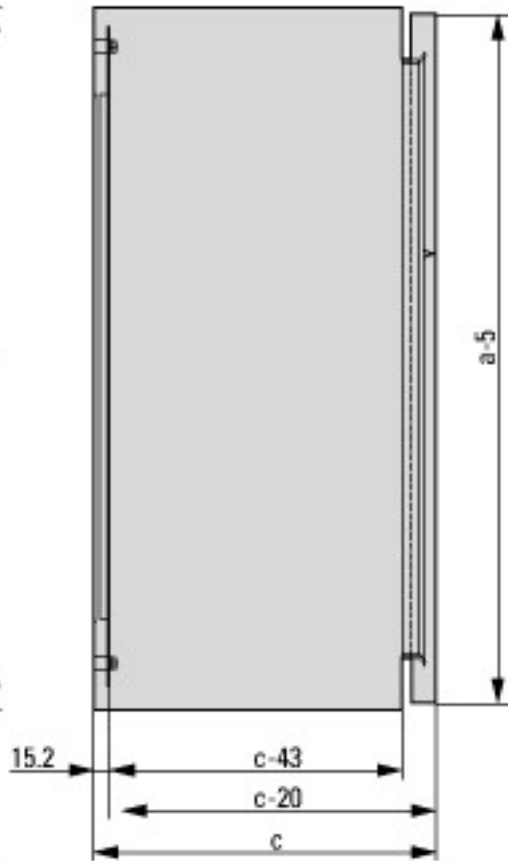
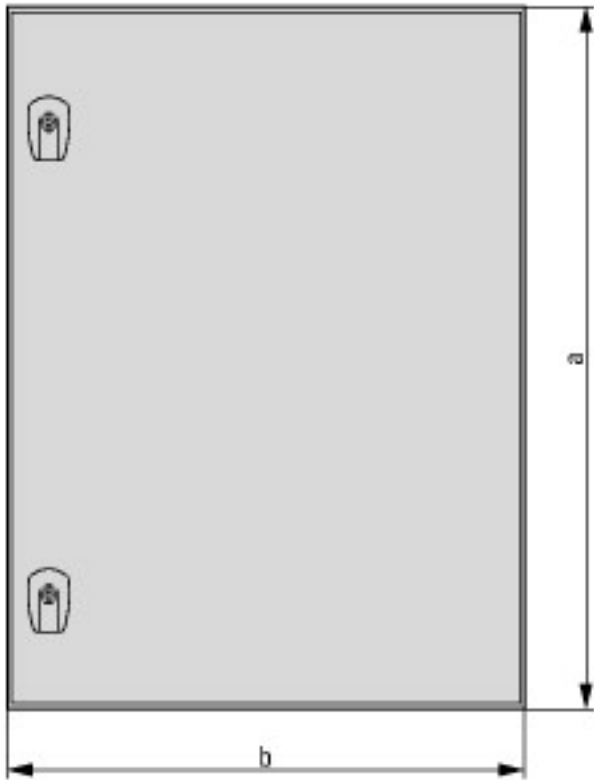
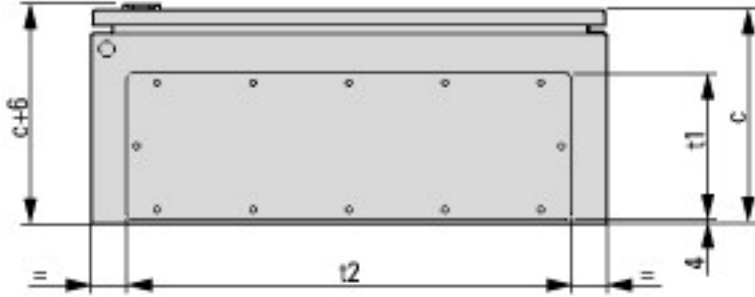
|  |    |                |
|--|----|----------------|
| Cabinet enclosures (EG000011) / Enclosure/switchgear cabinet (empty) (EC000261)  |    |                |
| Electric engineering, automation, process control engineering / Electrical cabinet, housing, rack / Electrical cabinet (empty) / Electrical cabinet (ecl@ss10.0.1-27-18-01-01 [AGZ056016]) |    |                |
| Width  | mm | 300            |
| Height   | mm | 400            |
| Depth  | mm | 150            |
| Material   |    | Steel          |
| Material quality   |    | Other          |
| Surface finishing  |    | Powder coating |
| Colour   |    | Grey           |
| RAL-number   |    | 7035           |
| With mounting plate  |    | Yes            |
| Mounting plate depth-adjustable  |    | No             |
| Number of locks  |    | 1              |
| Floor installation possible  |    | Yes            |
| Wall fastening possible  |    | Yes            |
| Wall build in  |    | Yes            |
| Pole fastening   |    | Yes            |
| Tackable   |    | No             |
| Number of doors  |    | 1              |
| Suitable for metrical mounting   |    | Yes            |
| Suitable for outdoor set-up  |    | No             |
| Pitched roof   |    | No             |
| EMC-version  |    | No             |
| With glazed door   |    | No             |
| With ventilation door  |    | No             |
| With backside door   |    | No             |
| Impact strength  |    | IK09           |
| Degree of protection (IP)  |    | IP66           |
| Degree of protection (NEMA)  |    | 12             |

## Approvals

|                         |  |  |
|-------------------------|--|--|
| Product Standards       |  | UL 508A; CSA-C22.2 No.14; IEC/EN 62208; CE marking |
| UL File No.             |  | E336299  |
| UL Category Control No. |  | NITW   |
| CSA File No.            |  | –  |

|                                      |   |
|--------------------------------------|---|
| CSA Class No.                        | -   |
| North America Certification          | Request filed for CSA   |
| Conditions of Acceptability          | Series CS may be provided with metal sub-panel. No back mounted components are allowed between sub-panel and the back sheet metal enclosure |
| Specially designed for North America | No  |
| Suitable for                         | Industrial Control Panels   |
| Degree of Protection                 | IEC: IP66, indoor; UL/CSA Types 1, 12, indoor only.   |

## Dimensions



$a = 400$  mm

$b = 300$  mm

$c = 150$  mm

$t_1 = 112$  mm