









**Conductor connection terminal 4-35mm<sup>2</sup>, 10 mm**

**Part no.** AKU35/10  
**Catalog No.** 107192  
**EL-Nummer (Norway)** 2465030

**Delivery program**

Product range			60 mm system 185 mm system Compact system
Basic function			Connections
Subrange			Universal conductor connection terminals
Description			With integrated retaining spring, open terminal chamber and captive terminal screw
Terminal area W x H		mm	10.5 x 11
Width		mm	15.5
Rated operational current	$I_e$	A	270
conductor			4 - 35 mm <sup>2</sup> AWG 10 - AWG 2. directly terminated:    # 3 x 9 x 0.8 mm or 6 x 9 x 0.8 mm
For use with			All 10 mm thick flat busbars
<b>Notes</b>			
○ round conductor, solid			
 Flexible, round conductor with correctly crimped ferrule			
Round conductor, stranded			
 Section conductor, solid			
Sector conductor, stranded			
# CU band			
 CU busbar			

**Technical data ETIM 7.0**

Low-voltage industrial components (EG000017) / Busbar terminal (EC000001)			
Electric engineering, automation, process control engineering / Electrical installation, device / Terminal (not overhead line) / Switch board (ecl@ss10.0.1-27-14-11-46 [BAA025013])			
Busbar thickness		mm	10 - 10
Busbar width		mm	0 - 0
Suitable for			Flat rail
Width clamp		mm	15.5
Max. conductor cross section		mm <sup>2</sup>	35
Max. rated operation current $I_e$		A	270
Suitable for round conductor connection			Yes
Suitable for sector conductor connection			Yes
Suitable for strip conductor connection			Yes

**Approvals**

Product Standards			UL508A; CSA-C22.2 No. 14; IEC 60439-1; CE marking
UL File No.			E307559
UL Category Control No.			NMTR2, NMTR8
CSA File No.			236217
CSA Class No.			3211-37

North America Certification		UL recognized, CSA certified
Conditions of Acceptability		Refer to approbation report
Specially designed for North America		No
Suitable for		Feeder circuits
Current Limiting Circuit-Breaker		Refer to approbation report
Max. Voltage Rating		600 V AC
Degree of Protection		Feeder circuits

## Dimensions

