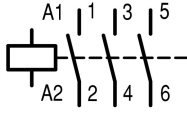




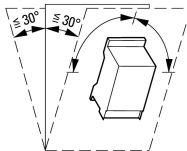
Contactor, 3 pole, 380 V 400 V: 37 kW, 24 V DC, DC operation, Screw terminals

Part no. DILMT80(RDC24)
Catalog No. 190986

Delivery program

Product range				Contactors
Application				Contactors for Motors
Subrange				Contactors up to 95 A, 3 pole
Utilization category				AC-1: Non-inductive or slightly inductive loads, resistance furnaces NAC-3: Normal AC induction motors: starting, switch off during running AC-4: Normal AC induction motors: starting, plugging, reversing, inching
Notes				Not suitable for motors with efficiency class IE3.
Connection technique				Screw terminals
Number of poles				3 pole
Rated operational current				
AC-3				
380 V 400 V	I_e	A		80
AC-1				
Conventional free air thermal current, 3 pole, 50 - 60 Hz				
Open				
at 40 °C	$I_{th} = I_e$	A		110
Max. rating for three-phase motors, 50 - 60 Hz				
AC-3				
220 V 230 V	P	kW		25
380 V 400 V	P	kW		37
660 V 690 V	P	kW		37
Contact sequence				
Can be combined with auxiliary contact				DILT-XHI01 (10) DILMT95-XHI11-SR
Actuating voltage				24 V DC
Voltage AC/DC				DC operation
Connection to SmartWire-DT				no

Technical data

General				
Standards				IEC/EN 60947, GB14048
Lifespan, mechanical				
DC operated	Operations	$\times 10^6$		5
Operating frequency, mechanical				
DC operated	Operations/h			3600
Climatic proofing				Damp heat, constant, to IEC 60068-2-78 Damp heat, cyclic, to IEC 60068-2-30
Ambient temperature				
Open		°C		-25 - +55
Storage		°C		- 40 - 80
Mounting position				

Degree of Protection			IP20
Weight			
DC operated		kg	1.26
Screw connector terminals			
Terminal capacity main cable			
Solid		mm ²	1 x (6 - 50) 2 x (6 - 25)
Stranded		mm ²	1 x (6 - 50) 2 x (6 - 25)
Stripping length		mm	16
Terminal screw			M8
Tightening torque		Nm	6 8 (solid)
Tool			
Hexagon socket-head spanner	SW	mm	4
Terminal capacity control circuit cables			
Solid		mm ²	1 x (0.75 - 2.5) 2 x (0.75 - 2.5)
Terminal screw			M3.5
Tightening torque		Nm	1.2
Tool			
Pozidriv screwdriver		Size	2

Main conducting paths

Rated impulse withstand voltage	U _{imp}	V AC	6000
Overvoltage category/pollution degree			III/3
Rated insulation voltage	U _i	V AC	690
Rated operational voltage	U _e	V AC	690
Breaking capacity			
380 V 400 V		A	640

AC

AC-1			
Rated operational current			
Conventional free air thermal current, 3 pole, 50 - 60 Hz			
Open			
at 40 °C	I _{th} = I _e	A	110
AC-3			
Rated operational current			
Open, 3-pole: 50 – 60 Hz			
220 V 230 V	I _e	A	80
240 V	I _e	A	80
380 V 400 V	I _e	A	80
380 V 400 V	I _e	A	80
Motor rating	P	kWh	
220 V 230 V	P	kW	25
380 V 400 V	P	kW	37
660 V 690 V	P	kW	37

Design verification as per IEC/EN 61439

Technical data for design verification			
Operating ambient temperature min.		°C	-25
Operating ambient temperature max.		°C	55

Technical data ETIM 7.0

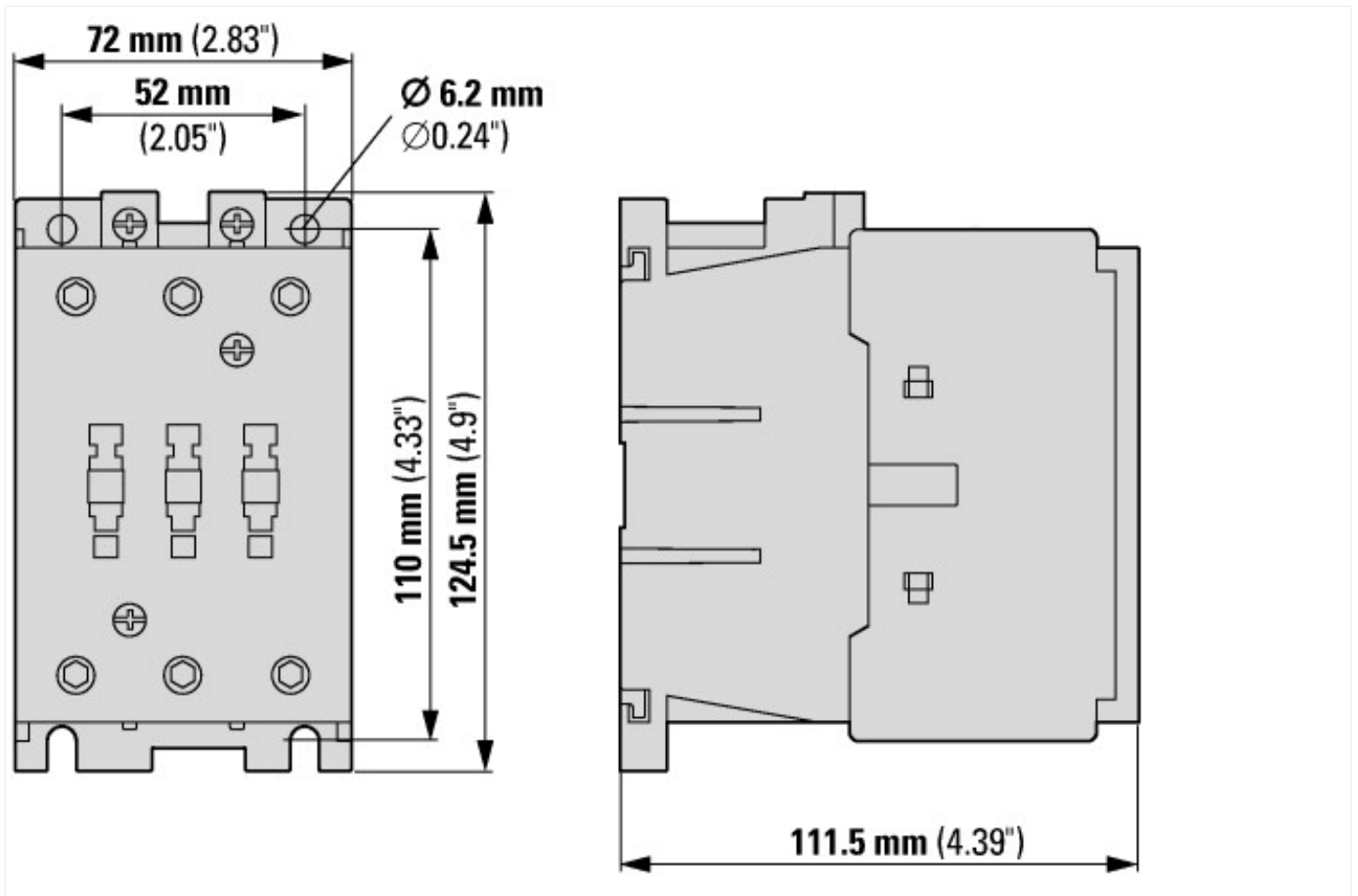
Low-voltage industrial components (EG000017) / Power contactor, AC switching (EC000066)			
Electric engineering, automation, process control engineering / Low-voltage switch technology / Contactor (LV) / Power contactor, AC switching (ecl@ss10.0.1-27-37-10-03 [AAB718015])			
Rated control supply voltage U _s at AC 50HZ		V	0 - 0
Rated control supply voltage U _s at AC 60HZ		V	0 - 0

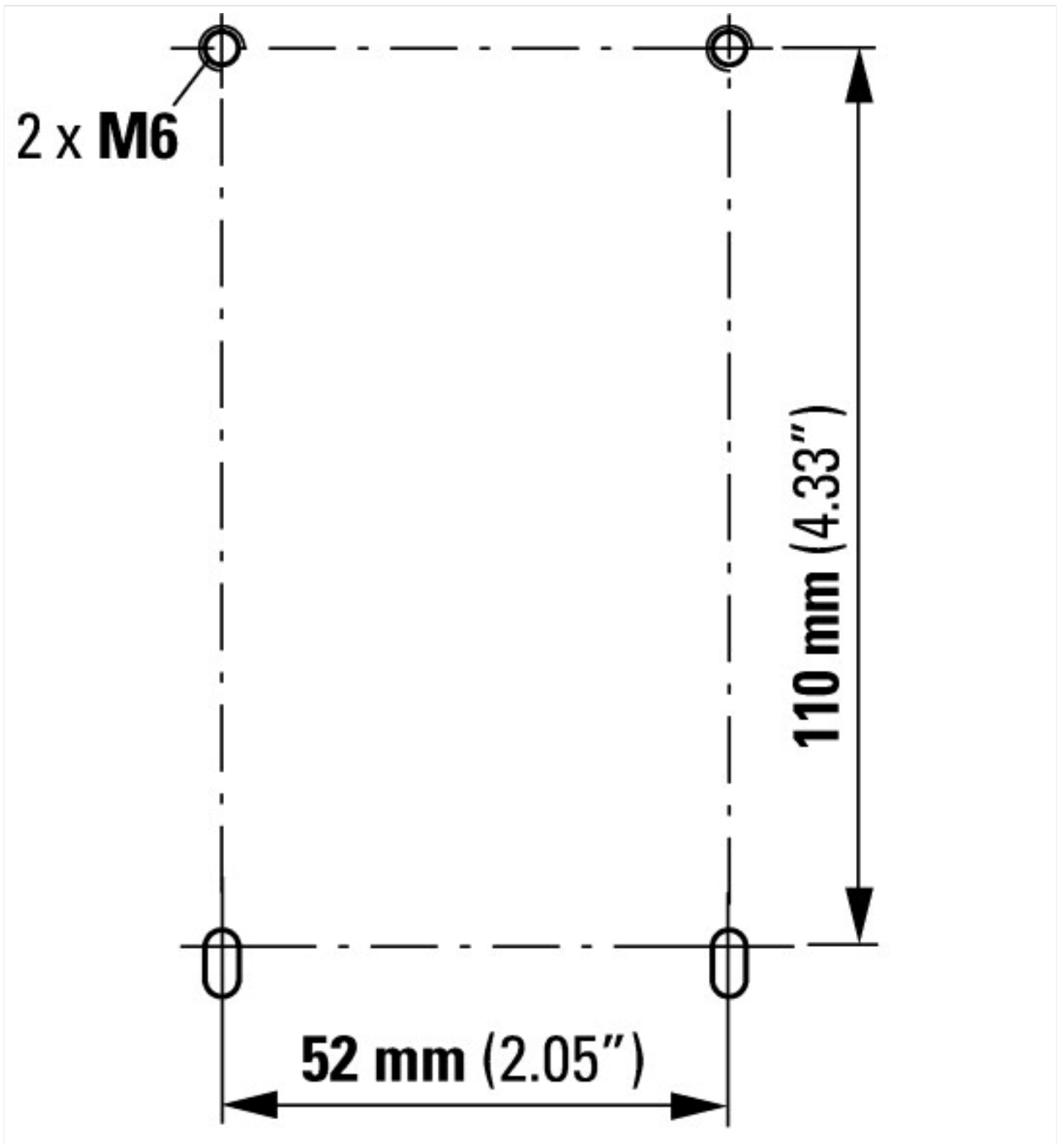
Rated control supply voltage U_s at DC	V	24 - 24
Voltage type for actuating		DC
Rated operation current I_e at AC-1, 400 V	A	110
Rated operation current I_e at AC-3, 400 V	A	80
Rated operation power at AC-3, 400 V	kW	37
Rated operation current I_e at AC-4, 400 V	A	0
Rated operation power at AC-4, 400 V	kW	0
Rated operation power NEMA	kW	0
Modular version		No
Number of auxiliary contacts as normally open contact		0
Number of auxiliary contacts as normally closed contact		0
Type of electrical connection of main circuit		Screw connection
Number of normally closed contacts as main contact		0
Number of main contacts as normally open contact		3

Approvals

Specially designed for North America		No
--------------------------------------	--	----

Dimensions





Assets (links)

[Declaration of CE Conformity](#)

00002909