




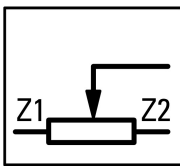
Potentiometer, flat front, M30, 30.5 mm, P 0.5 W, Front ring stainless steel



Powering Business Worldwide™




Part no. **M30I-FR*-***
 Catalog No. **188128**

Delivery program

RMQ design			flat front
			
Part group reference (e.g. DIL)			M30
Mounting hole diameter	∅	mm	30.5
Basic function			Potentiometer
Single unit/Complete unit			Single unit
Description			3 individual screw terminals Accuracy of resistance value: ± 10% (linear)
Contact sequence			
Resistor			Selectable, → Note
Rated power	P	W	0.5
Degree of Protection			IP66
Front ring			Front ring stainless steel
Connection to SmartWire-DT			no

Technical data

General

Lifespan, mechanical	Operations		25000
Degree of Protection			IP66
Tightening torque for terminal screw		Nm	0.5
shipping classification			DNV GL
			   Germanischer Lloyd

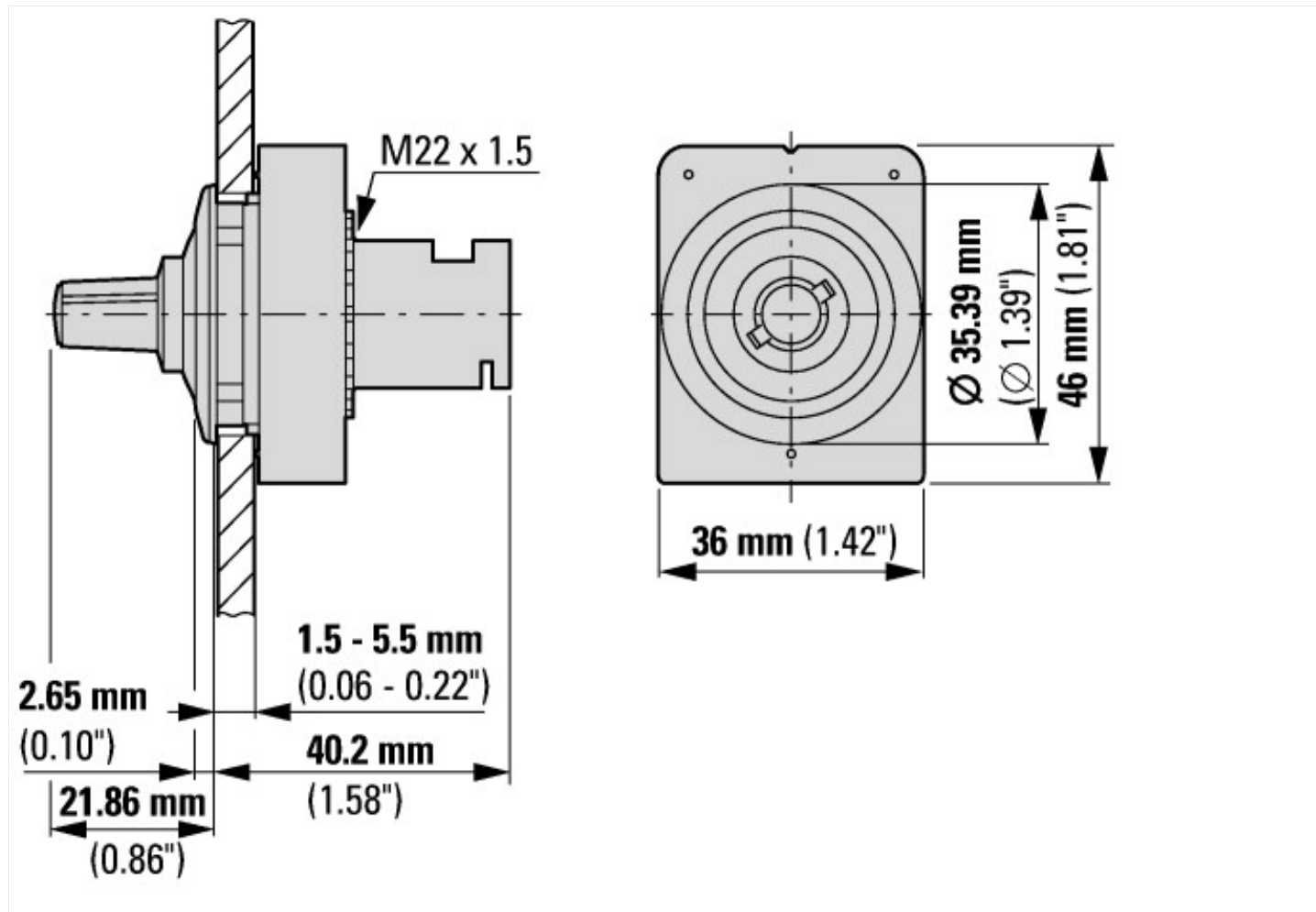
Technical data ETIM 7.0

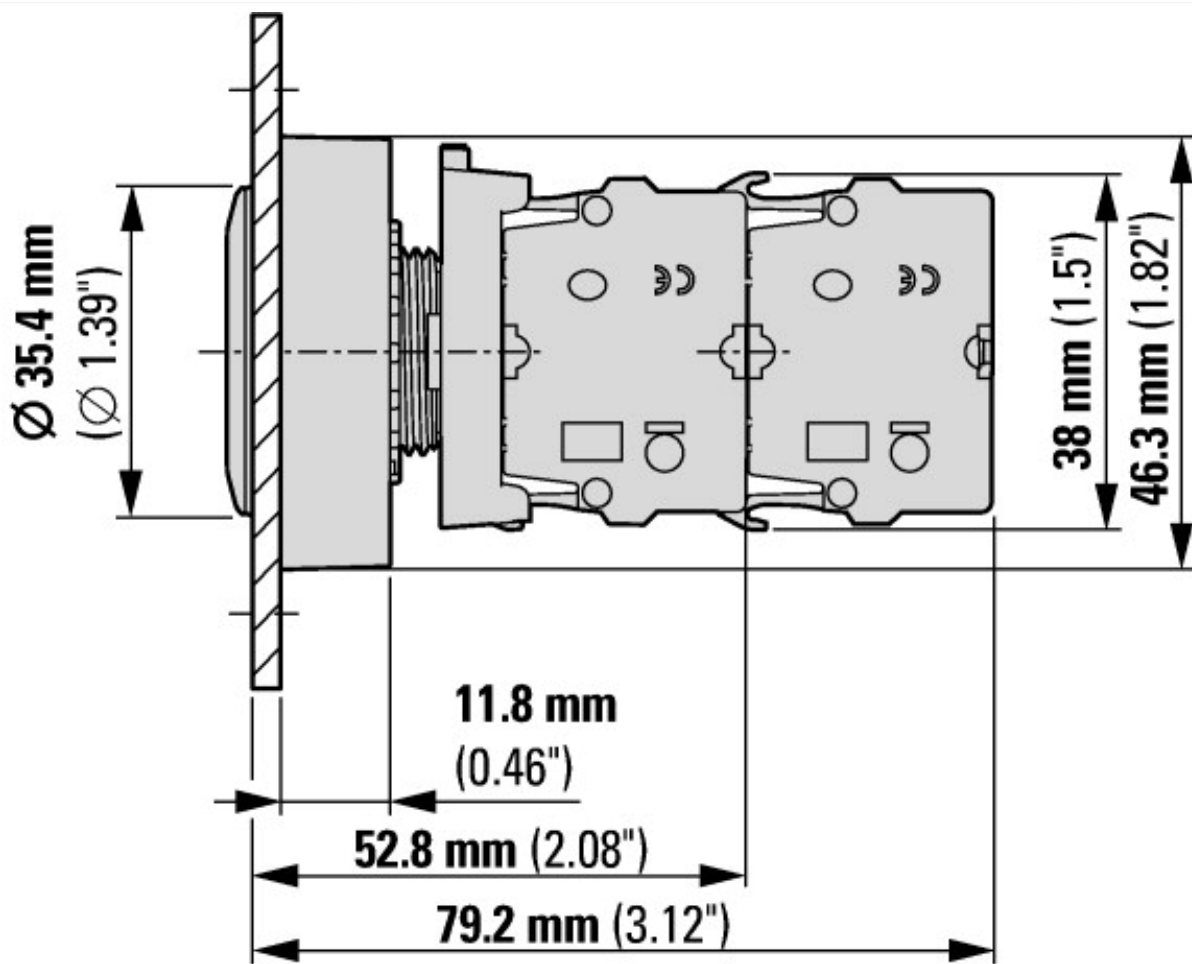
Low-voltage industrial components (EG000017) / Potentiometer for control circuit devices (EC001027)			
Electric engineering, automation, process control engineering / Low-voltage switch technology / Command and alarm device / Potentiometer for command devices (ecl@ss10.0.1-27-37-12-27 [AKF045014])			
Resistance		Ohm	0
Power consumption		W	0.5
Hole diameter		mm	30
Number of revolutions			1 - 1
Type of electric connection			Screw connection
Degree of protection (IP)			IP66
Degree of protection (NEMA)			Other

Approvals

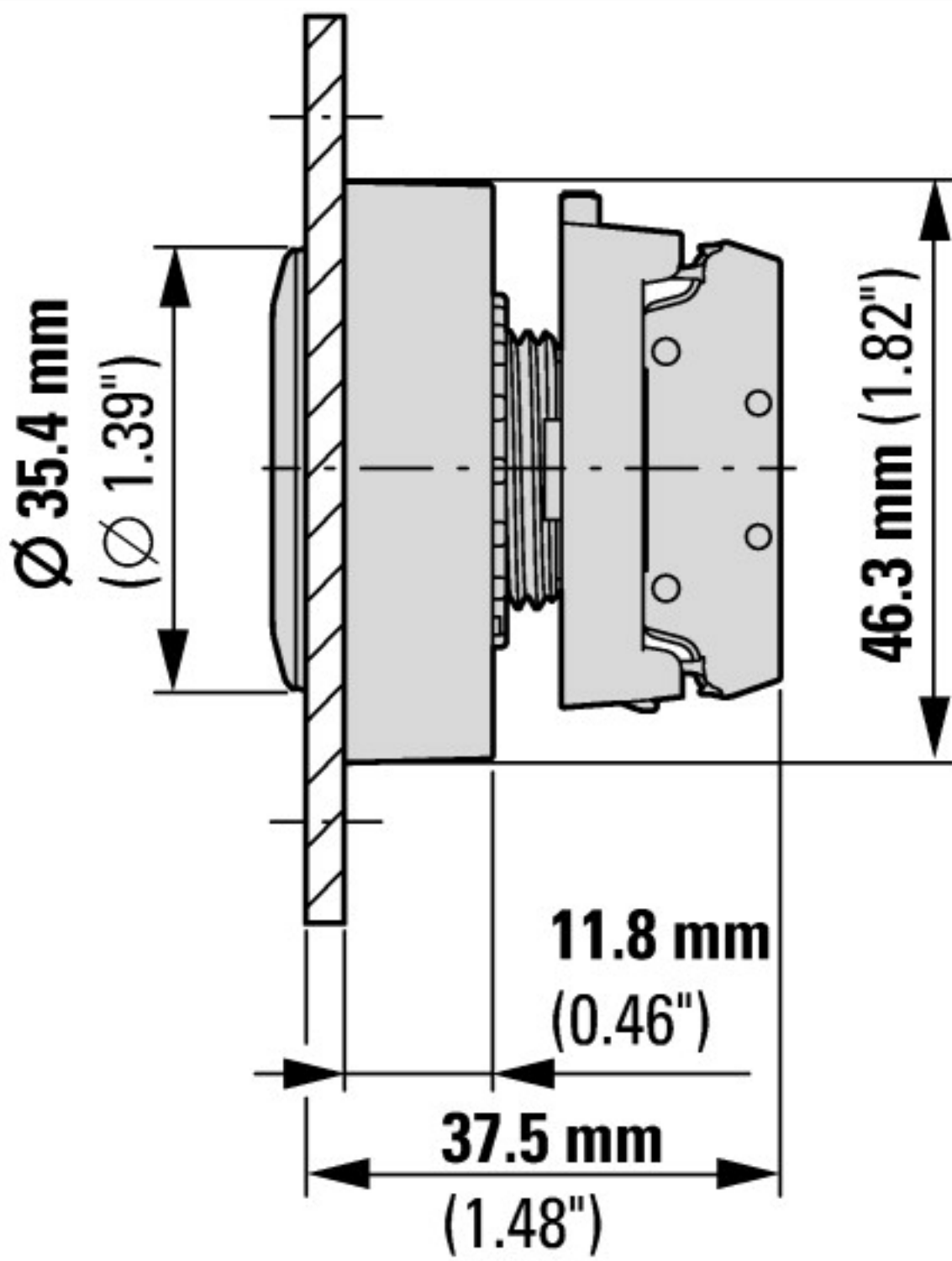
Product Standards	IEC/EN 60947-5; UL 508; CSA-C22.2 No. 14-05; CSA-C22.2 No. 94-91; CE marking
UL File No.	E29184
UL Category Control No.	NKCR
CSA File No.	012528
CSA Class No.	3211-03
North America Certification	UL listed, CSA certified
Degree of Protection	UL/CSA Type 3R, 4X, 12, 13

Dimensions

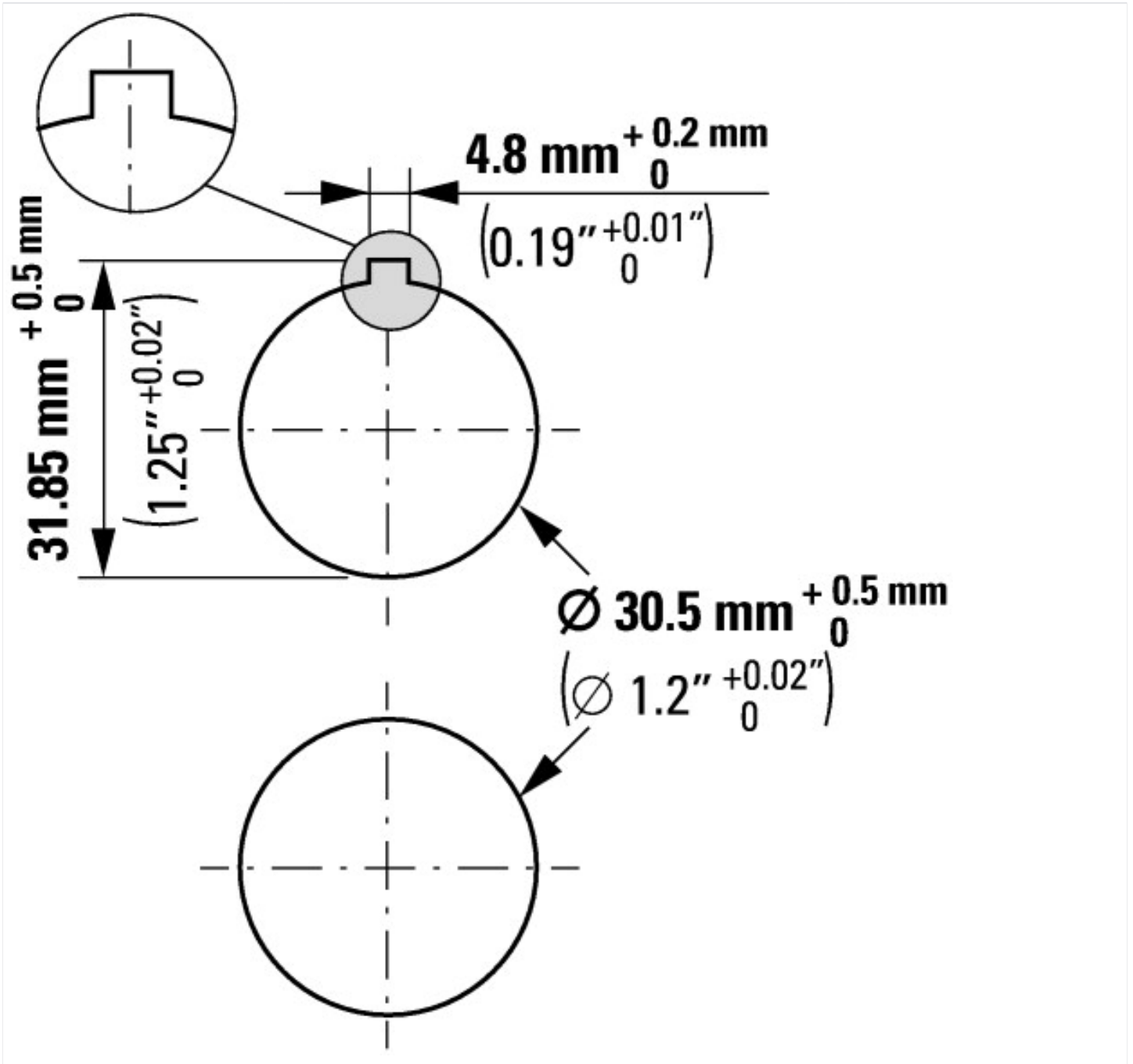




with 2 standard M22-K contact elements...



with flat-rear contact elements M22-FK...



Additional product information (links)

IL047019ZU Flat Front

IL047019ZU Flat Front

ftp://ftp.moeller.net/DOCUMENTATION/AWA_INSTRUCTIONS/IL047019ZU2018_05.pdf