







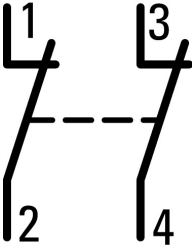



**Emergency-stop, Palm-tree shape, 60 mm, Key-release, MS7, 2 NC, Screw connection, Not suitable for master key systems**



**Part no.** C22-PVS60P-MS7-K02  
**Catalog No.** 136614  
**Alternate Catalog No.** C22-PVS60P-MS7-K02

**Delivery program**

|   |    |    |  |
|---|----|----|--|
| Product range   |    |    | RMQ Compact  |
| Basic function  |    |    | Controlled stop pushbuttons/emergency-stop buttons   |
| Single unit/Complete unit   |    |    | Complete unit  |
| Design  |    |    | Palm-tree shape  |
| Diameter  | ∅  | mm | 60   |
| Illumination  |    |    | Non-illuminated  |
| Approval  |    |    |    |
| Connection type   |    |    | Key-release<br>Screw connection  |
| Description   |    |    | Tamper-proof according to ISO 13850/EN 418<br>Not suitable for master key systems  |
| Lock mechanism  |    |    | MS7  |
| <b>Colour</b>   |    |    |  |
| Mushroom head   |    |    | Red<br><br>  |
| Base  |    |    | yellow   |
| Degree of Protection  |    |    | IP66, IP67, IP69   |
| Connection to SmartWire-DT  |    |    | no   |
| <b>Contacts</b>   |    |    |  |
| N/C = Normally closed   |    |    | 2 NC    |
| Notes   |    |    |  = safety function, by positive opening to IEC/EN 60947-5-1 |
| <b>Actuator travel and actuation force as per DIN EN 60947-5-1, K.5.4.1</b> |    |    |  |
|   | mm |    | 4.65   |
| Maximum travel  | mm |    | 5.7  |
| Minimum force for positive opening  | N  |    | 30   |

|   |  |  |
|---|--|--|
| Contact sequence  |  |                               |
| <b>Contact travel</b>  = Contact closed  = Contact open |  |  |
| Contact diagram   |  | <br>0 2.2 5.5<br>Zw = 4.5 mm |
| Positive opening (ZW)   |  | yes  |
| Information about equipment supplied  |  | 1 key included as standard   |

## Technical data

### General

|                                      |                       |                 |  |
|--------------------------------------|-----------------------|-----------------|--|
| Standards                            |                       |                 | IEC/EN 60947-5-5<br>VDE 0660   |
| Lifespan, mechanical                 | Operations            | $\times 10^6$   | > 0.05   |
| Operating frequency                  | Operations/h          |                 | $\leq 300$   |
| Actuating force                      |                       | n               | $\leq 50$  |
| Climatic proofing                    |                       |                 | Damp heat, constant, to IEC 60068-2-78<br>Damp heat, cyclic, to IEC 60068-2-30 |
| Degree of Protection                 |                       |                 | IP66, IP67, IP69   |
| Mounting position                    |                       |                 | As required  |
| Terminal capacities                  |                       | mm <sup>2</sup> |  |
|                                      | Solid                 | mm <sup>2</sup> | 2 x 0.5 - 1.5  |
|                                      | Flexible with ferrule | mm <sup>2</sup> | 2 x 0.5 - 1.5  |
| Tightening torque for terminal screw |                       | Nm              | 0.8  |

### Contacts

|   |                 |       |                                 |
|---|-----------------|-------|---------------------------------|
| Rated impulse withstand voltage         | $U_{imp}$       | V AC  | 4000                            |
| Rated insulation voltage                | $U_i$           | V     | 250                             |
| Rated conditional short-circuit current | $I_q$           | kA    | 1                               |
| Overvoltage category/pollution degree   |                 |       | III/3                           |
| Control circuit reliability             |                 |       |                                 |
|   | at 24 V DC/5 mA | $H_F$ | Fault probability values follow |
|   | at 5 V DC/1 mA  | $H_F$ | Fault probability values follow |
| Max. short-circuit protective device    |                 |       |                                 |
|   | Fuse            | gG/gL | A 10                            |

## Technical data ETIM 7.0

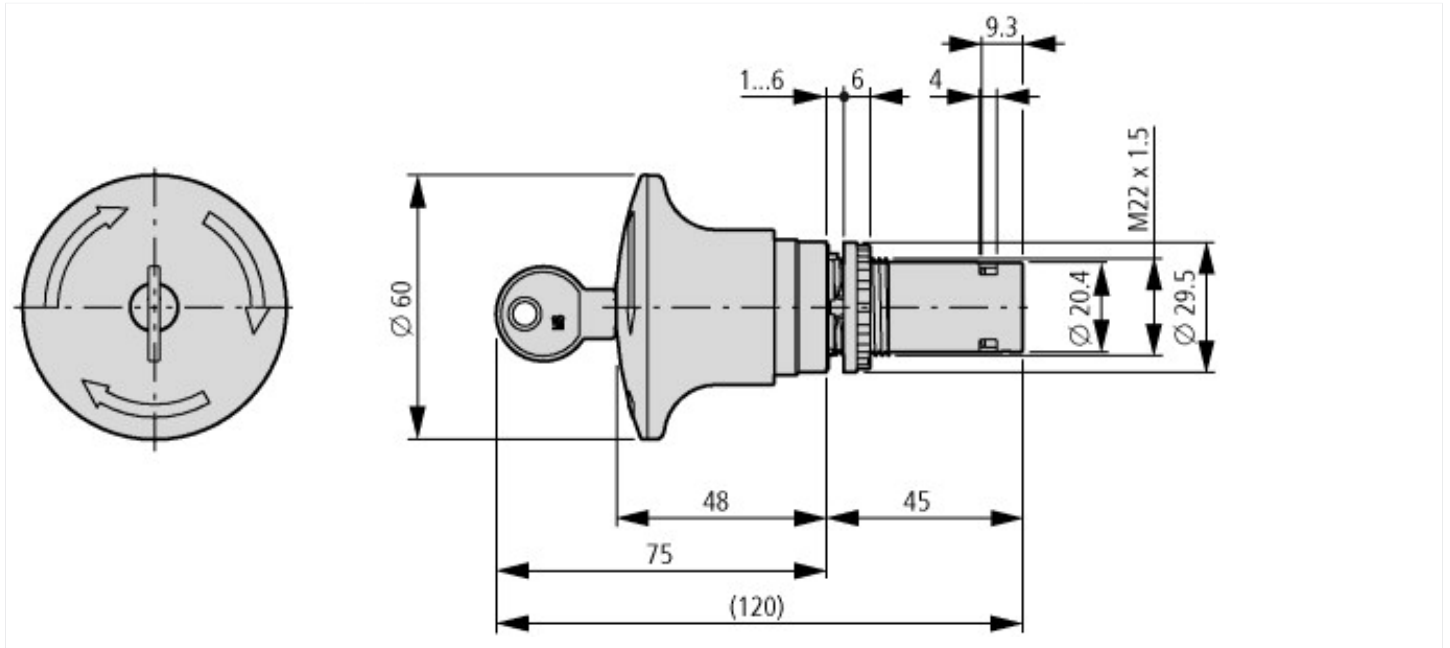
|  |  |    |                  |
|--|--|----|------------------|
| Low-voltage industrial components (EG000017) / Emergency stop complete (EC002034)  |  |    |                  |
| Electric engineering, automation, process control engineering / Low-voltage switch technology / Command and alarm device / EMERGENCY-STOP pushbutton, complete device (ecl@ss10.0.1-27-37-12-44 [ACN986011]) |  |    |                  |
| Unlocking method   |  |    | Key-release      |
| Number of contacts as normally closed contact  |  |    | 2                |
| Number of contacts as normally open contact  |  |    | 0                |
| Degree of protection (IP)  |  |    | Other            |
| Mounting method  |  |    | Built-in         |
| With lighting  |  |    | No               |
| Hole diameter  |  | mm | 22.5             |
| Connection type auxiliary circuit  |  |    | Screw connection |

|              |    |    |
|--------------|----|----|
| Diameter cap | mm | 60 |
|--------------|----|----|

## Approvals

|                             |  |  |
|-----------------------------|--|--|
| Product Standards           |  | IEC/EN 60947-5-1; UL 508; CAN/CSA-C22.2 No. 14-05 und 94-M91; CE marking |
| UL File No.                 |  | E29184   |
| UL Category Control No.     |  | NKCR   |
| CSA File No.                |  | 165628   |
| CSA Class No.               |  | 321103   |
| North America Certification |  | UL listed, CSA certified   |
| Degree of Protection        |  | 1,3R,4X,12,13  |

## Dimensions



## Additional product information (links)

|                                     |   |
|-------------------------------------|---|
| DGUV Test Mark Customer Information | <a href="http://www.dguv.de/medien/dguv-test-medien/_pdf_zip_doc_ppt/agn-und-pzo/dguv_test_zeichen_infoblatt_kunden.pdf">http://www.dguv.de/medien/dguv-test-medien/_pdf_zip_doc_ppt/agn-und-pzo/dguv_test_zeichen_infoblatt_kunden.pdf</a> |
|-------------------------------------|---|