


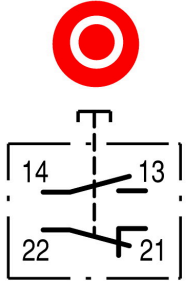




Pushbutton, RMQ-Titan, Enclosure, momentary, 1 NC, 1 N/O, red, inscribed, Bezel: titanium




Part no. M22-D-R-X0/KC11/I
 Catalog No. 216521
 Alternate Catalog No. M22-D-R-X0-KC11-IQ
 EL-Nummer (Norway) 4355294

Delivery program

| | | | |
|---|----|------|--|
| Product range | | | RMQ-Titan |
| Basic function | | | Pushbutton actuators Pushbutton actuators |
| Mounting hole diameter | ∅ | mm | 22.5 |
| Single unit/Complete unit | | | Complete unit |
| Design | | | Enclosure momentary |
| Connection type | | | Screw connection |
| Number of locations | | Qty. | 1 |
| Colour | | | |
| Enclosure covers | | | Grey |
| RAL Value | | | RAL 7035 |
| | | | light grey, RAL 7035 |
| Button plate | | | |
| button plate | | | red |
| Button plate | | |  |
| | | | inscribed |
| Degree of Protection | | | IP66, IP67, IP69 |
| Front ring | | | Bezel: titanium |
| Connection to SmartWire-DT | | | no |
| Contacts | | | |
| N/C = Normally closed | | | 1 NC  |
| N/O = Normally open | | | 1 N/O |
| Notes | | |  = safety function, by positive opening to IEC/EN 60947-5-1 |
| Actuator travel and actuation force as per DIN EN 60947-5-1, K.5.4.1 | | | |
| | mm | | 4.8 |
| Maximum travel | mm | | 5.7 |
| Minimum force for positive opening | N | | 20 |
| Contact sequence | | |  |

Technical data

General

| | | | |
|--|--------------------|---------------|--|
| Standards | | | IEC/EN 60947 VDE 0660 |
| Lifespan, mechanical | Operations | $\times 10^6$ | > 1 |
| Operating frequency | Operations/h | | ≤ 1800 |
| Actuating force | n | | ≤ 5 |
| Climatic proofing | | | Damp heat, constant, to IEC 60068-2-78 Damp heat, cyclic, to IEC 60068-2-30 |
| Degree of Protection | | | IP66, IP67, IP69 |
| Ambient temperature | | | |
| Open | | °C | -25 - +70 |
| Mounting position | | | As required |
| Mechanical shock resistance | | g | 30 Shock duration 11 ms Sinusoidal according to IEC 60068-2-27 |
| Cable entry knockouts | | | |
| Base | Quantity x M... | | 2 x 16 |
| Sides | Quantity x M... | | 1 x 20 2 x 25/20 |
| shipping classification | | | DNV GL LR |
|    | | | |

Contacts

| | | | |
|---|-------|----|---|
| Rated conditional short-circuit current | I_q | kA | 1 |
|---|-------|----|---|

Design verification as per IEC/EN 61439

| | | | |
|--|------------|----|--|
| Technical data for design verification | | | |
| Rated operational current for specified heat dissipation | I_n | A | 6 |
| Heat dissipation per pole, current-dependent | P_{vid} | W | 0.11 |
| Equipment heat dissipation, current-dependent | P_{vid} | W | 0 |
| Static heat dissipation, non-current-dependent | P_{vs} | W | 0 |
| Heat dissipation capacity | P_{diss} | W | 0 |
| Operating ambient temperature min. | | °C | -25 |
| Operating ambient temperature max. | | °C | 70 |
| IEC/EN 61439 design verification | | | |
| 10.2 Strength of materials and parts | | | |
| 10.2.2 Corrosion resistance | | | Meets the product standard's requirements. |
| 10.2.3.1 Verification of thermal stability of enclosures | | | Meets the product standard's requirements. |
| 10.2.3.2 Verification of resistance of insulating materials to normal heat | | | Meets the product standard's requirements. |
| 10.2.3.3 Verification of resistance of insulating materials to abnormal heat and fire due to internal electric effects | | | Meets the product standard's requirements. |
| 10.2.4 Resistance to ultra-violet (UV) radiation | | | Please enquire |
| 10.2.5 Lifting | | | Does not apply, since the entire switchgear needs to be evaluated. |
| 10.2.6 Mechanical impact | | | Does not apply, since the entire switchgear needs to be evaluated. |
| 10.2.7 Inscriptions | | | Meets the product standard's requirements. |
| 10.3 Degree of protection of ASSEMBLIES | | | Does not apply, since the entire switchgear needs to be evaluated. |
| 10.4 Clearances and creepage distances | | | Meets the product standard's requirements. |
| 10.5 Protection against electric shock | | | Does not apply, since the entire switchgear needs to be evaluated. |

| | | |
|--|--|--|
| 10.6 Incorporation of switching devices and components | | Does not apply, since the entire switchgear needs to be evaluated. |
| 10.7 Internal electrical circuits and connections | | Is the panel builder's responsibility. |
| 10.8 Connections for external conductors | | Is the panel builder's responsibility. |
| 10.9 Insulation properties | | |
| 10.9.2 Power-frequency electric strength | | Is the panel builder's responsibility. |
| 10.9.3 Impulse withstand voltage | | Is the panel builder's responsibility. |
| 10.9.4 Testing of enclosures made of insulating material | | Is the panel builder's responsibility. |
| 10.10 Temperature rise | | The panel builder is responsible for the temperature rise calculation. Eaton will provide heat dissipation data for the devices. |
| 10.11 Short-circuit rating | | Is the panel builder's responsibility. The specifications for the switchgear must be observed. |
| 10.12 Electromagnetic compatibility | | Is the panel builder's responsibility. The specifications for the switchgear must be observed. |
| 10.13 Mechanical function | | The device meets the requirements, provided the information in the instruction leaflet (IL) is observed. |

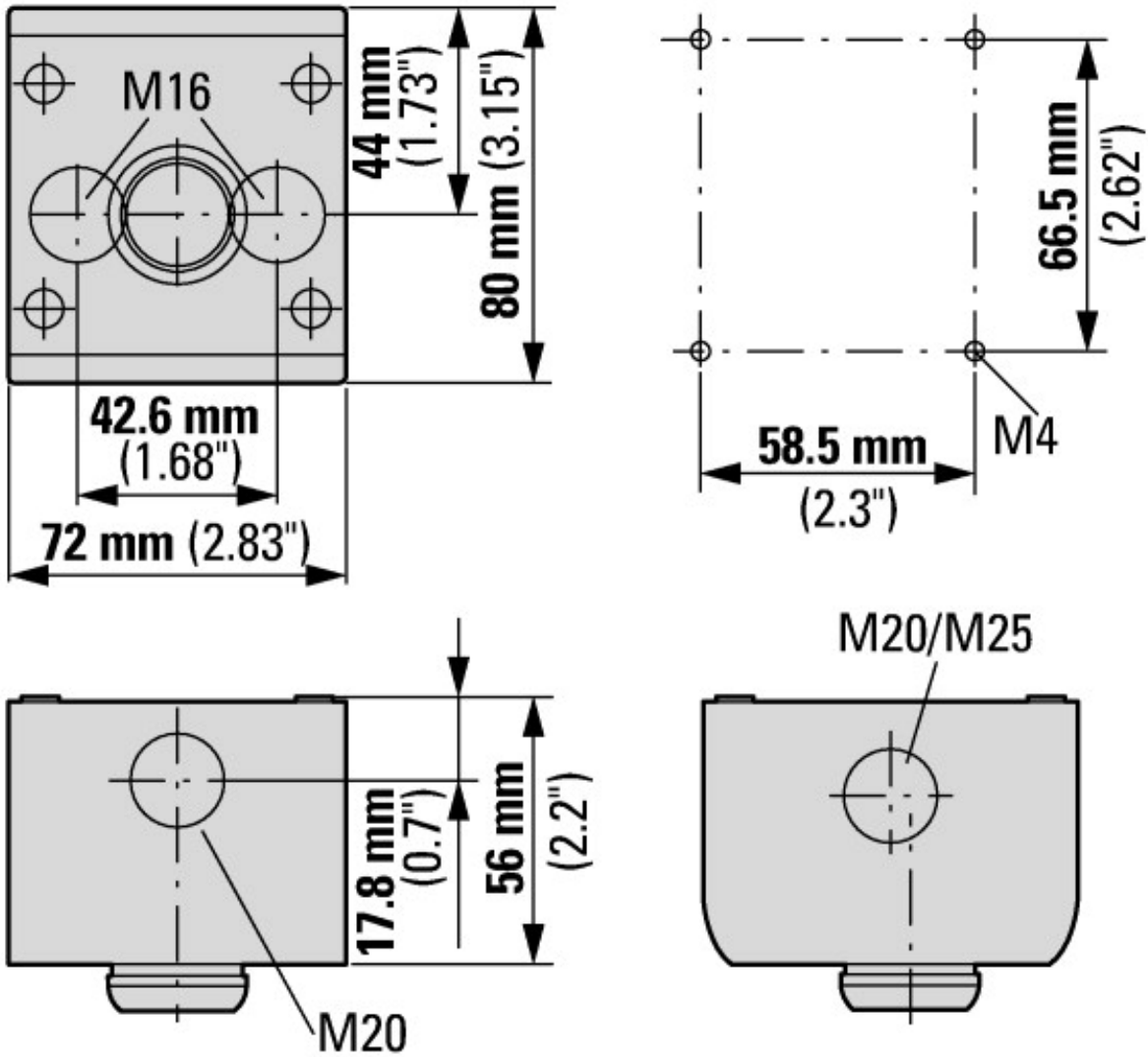
Technical data ETIM 7.0

| | | |
|---|---|------------|
| Low-voltage industrial components (EG000017) / Control circuit devices combination in enclosure (EC000225) | | |
| Electric engineering, automation, process control engineering / Low-voltage switch technology / Command and alarm device / Command and alarm device combination in housing (ecl@ss10.0.1-27-37-12-16 [AKF034014]) | | |
| Number of command positions | | 1 |
| Number of push buttons | | 1 |
| Number of indicator lights | | 0 |
| Number of key switches | | 0 |
| Number of selector switches | | 0 |
| Number of mushroom-shaped push-buttons | | 0 |
| Suitable for emergency stop | | No |
| Rated control supply voltage Us at AC 50HZ | V | 115 - 500 |
| Rated control supply voltage Us at AC 60HZ | V | 115 - 500 |
| Rated control supply voltage Us at DC | V | 24 - 220 |
| Colour housing cover | | Grey |
| Material housing | | Plastic |
| Number of contacts as normally open contact | | 1 |
| Number of contacts as normally closed contact | | 1 |
| Number of contacts as change-over contact | | 0 |
| Degree of protection (IP) | | IP67/IP69K |
| Degree of protection (NEMA) | | 4X |

Approvals

| | | |
|-----------------------------|--|--|
| Product Standards | | IEC/EN 60947-5; UL 508; CSA-C22.2 No. 14-05; CSA-C22.2 No. 94-91; CE marking |
| UL Category Control No. | | NKCR |
| CSA File No. | | 012528 |
| CSA Class No. | | 3211-03 |
| North America Certification | | UL listed, CSA certified |
| Degree of Protection | | UL/CSA Type 3R, 4X, 12, 13 |

Dimensions



Additional product information (links)

IL04716002Z (AWA1160-1745) RMQ-Titan system

IL04716002Z (AWA1160-1745) RMQ-Titan system

https://es-assets.eaton.com/DOCUMENTATION/AWA_INSTRUCTIONS/IL04716002Z2020_09.pdf

IL04716003Z (AWA1160-1746, AWA116-662, IL04716003E) RMQ-Titan system

IL04716003Z (AWA1160-1746, AWA116-662, IL04716003E) RMQ-Titan system

https://es-assets.eaton.com/DOCUMENTATION/AWA_INSTRUCTIONS/IL04716003Z2018_06.pdf