



DOL starter, 380 V 400 V 415 V: 7.5 kW, I_r= 10 - 16 A, 230 V 50 Hz, 240 V 60 Hz, AC, Push in terminals

Part no. MSC-D-16-M15(230V50HZ)-PI
Catalog No. 199571
Alternate Catalog No. XTSCPI016B015BFNL

Delivery program

Basic function			DOL starters (complete devices)
Basic device			MSC
Notes			Not suitable for motors with efficiency class IE3.
Connection technique			Push in terminals
Connection to SmartWire-DT			no

Motor ratings

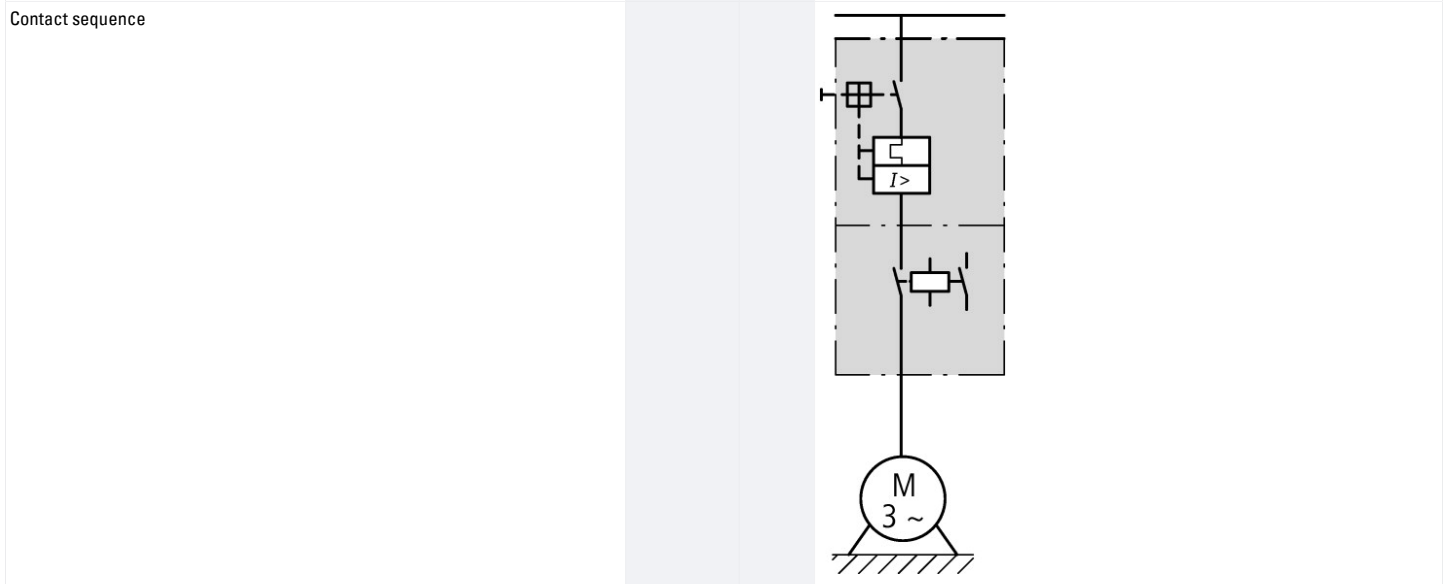
Motor rating			
AC-3			
380 V 400 V 415 V	P	kW	7.5
Rated operational current			
AC-3			
380 V 400 V 415 V	I _e	A	15.2
Rated short-circuit current 380 - 415 V	I _q	kA	50

Setting range

Setting range of overload releases	I _r	A	10 - 16
------------------------------------	----------------	---	---------



Coordination			Type of coordination "1"
--------------	--	--	--------------------------



Actuating voltage			230 V 50 Hz, 240 V 60 Hz AC voltage
-------------------	--	--	--

Motor-protective circuit-breakers PKZM0-16
Contactor DILM15-10(...)
DOL starter wiring set
 Mechanical connection element and electrical electric contact module PKZM0-XDM12-PI

Notes
 The DOL starter (complete device) consists of a PKZM0 motor protective circuit breaker and a DILM contactor.

With the adapter-less top-hat rail mounting of starters up to 15 A, only the motor protective circuit breaker on the top-hat rail requires an adapter. The contactors are provided with mechanical support via a mechanical connection element.

Control wire guide with max. 6 conductors up to 2.5mm external diameter or 4 conductors up to 3.5mm external diameter.

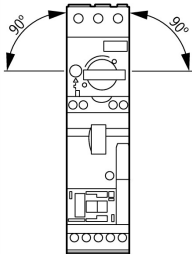
From 16 A, the motor protective circuit breaker and contactor are mounted on the top hat rail adapter plate.

The connection of the main circuit between PKZ and contactor is established with electrical contact modules.

When using the auxiliary contacts DILA-XHIT... (→ 101042) the plug-in electrical connector can be removed without the removal of the front mounting auxiliary contact.

Technical data

General

Standards			IEC/EN 60947-4-1, VDE 0660
Mounting position			
Altitude		m	Max. 2000
Ambient temperature			-25 - +55

Main conducting paths

Rated impulse withstand voltage	U_{imp}	V AC	6000
Overvoltage category/pollution degree			III/3
Rated operational voltage	U_e	V	230 - 415
Rated operational current			
Open, 3-pole: 50 – 60 Hz			
380 V 400 V	I_e	A	15

Additional technical data

Motor protective circuit breaker PKZM0, PKE			PKZM0 motor-protective circuit-breakers, see motor-protective circuit-breakers/ PKZM0 product group DILM contactors, see contactor product group DILET timing relay, ETR, see contactors, electronic timing relays product group
DILM contactors			
Power consumption of the coil in a cold state and 1.0 x U_S			
Dual-voltage coil 50 Hz	Sealing	W	1.4

Design verification as per IEC/EN 61439

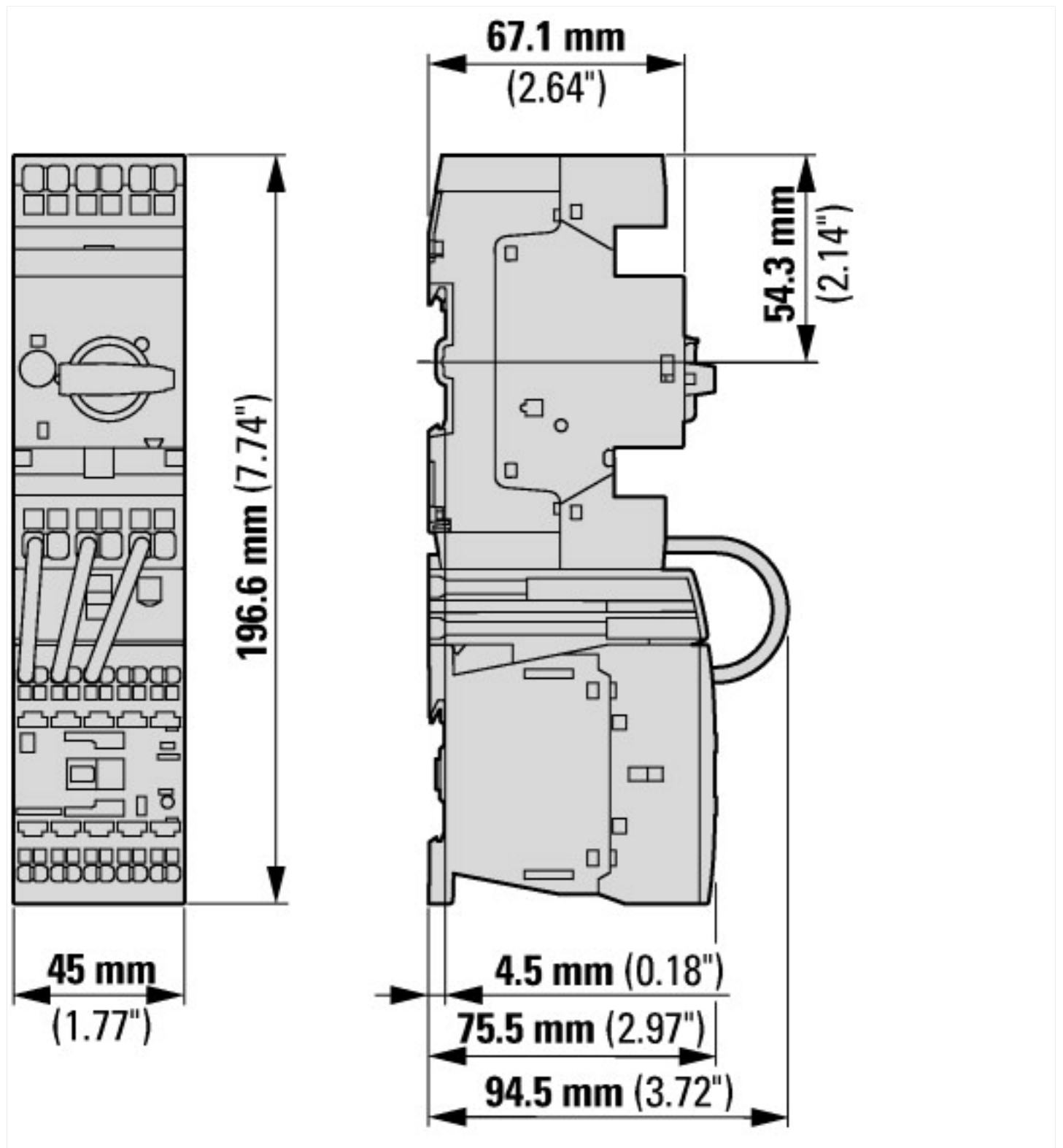
Technical data for design verification			
Operating ambient temperature min.		°C	-25
Operating ambient temperature max.		°C	55

Technical data ETIM 8.0

Low-voltage industrial components (EG000017) / Motor starter/Motor starter combination (EC001037)			
Electric engineering, automation, process control engineering / Low-voltage switch technology / Load breakout, motor breakout / Motor starter combination (ecl@ss10.0.1-27-37-09-05 [AJZ718013])			
Type of motor starter			Direct online starter (DOL)
With short-circuit release			Yes
Rated control supply voltage U_s at AC 50HZ		V	230 - 230
Rated control supply voltage U_s at AC 60HZ		V	0 - 0
Rated control supply voltage U_s at DC		V	0 - 0
Voltage type for actuating			AC
Rated operation power at AC-3, 230 V, 3-phase		kW	4
Rated operation power at AC-3, 400 V		kW	7.5
Rated power, 460 V, 60 Hz, 3-phase		kW	0
Rated power, 575 V, 60 Hz, 3-phase		kW	0
Rated operation current I_e		A	15.2
Rated operation current at AC-3, 400 V		A	15
Overload release current setting		A	10 - 16

Rated conditional short-circuit current, type 1, 480 Y/277 V	A	0
Rated conditional short-circuit current, type 1, 600 Y/347 V	A	0
Rated conditional short-circuit current, type 2, 230 V	A	0
Rated conditional short-circuit current, type 2, 400 V	A	50000
Number of auxiliary contacts as normally open contact		1
Number of auxiliary contacts as normally closed contact		0
Ambient temperature, upper operating limit	°C	55
Temperature compensated overload protection		Yes
Release class		CLASS 10 A
Type of electrical connection of main circuit		Spring clamp connection
Type of electrical connection for auxiliary- and control current circuit		Spring clamp connection
Rail mounting possible		Yes
With transformer		No
Number of command positions		0
Suitable for emergency stop		No
Coordination class according to IEC 60947-4-3		Class 1
Number of indicator lights		0
External reset possible		No
With fuse		No
Degree of protection (IP)		IP20
Degree of protection (NEMA)		Other
Supporting protocol for TCP/IP		No
Supporting protocol for PROFIBUS		No
Supporting protocol for CAN		No
Supporting protocol for INTERBUS		No
Supporting protocol for ASI		No
Supporting protocol for Modbus		No
Supporting protocol for Data-Highway		No
Supporting protocol for DeviceNet		No
Supporting protocol for SUCONET		No
Supporting protocol for LON		No
Supporting protocol for PROFINET IO		No
Supporting protocol for PROFINET CBA		No
Supporting protocol for SERCOS		No
Supporting protocol for Foundation Fieldbus		No
Supporting protocol for EtherNet/IP		No
Supporting protocol for AS-Interface Safety at Work		No
Supporting protocol for DeviceNet Safety		No
Supporting protocol for INTERBUS-Safety		No
Supporting protocol for PROFIsafe		No
Supporting protocol for SafetyBUS p		No
Supporting protocol for other bus systems		No
Width	mm	45
Height	mm	197
Depth	mm	95

Dimensions



Additional product information (links)

Motor starters and "Special Purpose Ratings" for the North American market	http://www.eaton.eu/ecm/groups/public/@pub/@europe/@electrical/documents/content/pct_3258146.pdf
Busbar Component Adapters for modern Industrial control panels	http://www.moeller.net/binary/ver_techpapers/ver960en.pdf
Moeller_Online Selections Aids	http://www.moeller.net/en/support/slider/index.jsp