

**Fireman's switch, for 2 strings, 30A, MC4**

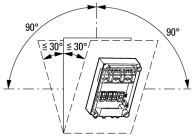
**Part no.** SOL30X2-SAFETY-MC4-U(230V50HZ)  
**Catalog No.** 168098  
**Alternate Catalog No.** SOL30X2-S-MC4-U-F  
**EL-Nummer (Norway)** 4300330

**Delivery program**

Product range			Switchgear for photovoltaic systems
Subrange			Fireman's switch
Product range			Fireman's Switch
Application field			Residential buildings Utility buildings
Part no.			SOL-Safety
Rated operational voltage	$U_e$	V	1000
Rated operational current at DC-21A	$I_e$	A	30
Rated operational current at DC-PV1	$I_e$	A	30
Rated operational current at DC-PV2	$I_e$	A	10
Inputs number of strings			2
Inputs connection type			MC4
Outputs number of strings			2
Outputs connection type			MC4

**Technical data**

**General**

Standards			IEC/EN 60947-3
Mounting position			
Description			Application: DC isolation in photovoltaic systems between PV generator and power inverter for disconnecting power Remote tripping with integrated undervoltage release 230 V, 50 Hz Signalling of switch state via auxiliary contact 1 N/O and 1 NC Prewired ready for connection Lockable with padlock in OFF position Spring switch function

**Electrical**

Number of poles			2 pole
Rated operational voltage	$U_e$	V	1000
Rated operational current at DC-21A	$I_e$	A	30
Rated operational current at DC-PV1	$I_e$	A	30
Rated operational current at DC-PV2	$I_e$	A	10
Rated short-time withstand current (t=1s)	$I_{cw}$	kA	0.36
up to 440 V 50/60 Hz	$I_{cm}$	kA	0.32
Utilization category			DC-21 A DC-PV1 DC-PV2
Overvoltage category/pollution degree			III/3
Rated impulse withstand voltage	$U_{imp}$	kV	8
Electrical			Operation 500
Internal resistance		mΩ	7

**Mechanical**

Weight		kg	5.1
Degree of Protection			IP65
Ambient temperature			
Open		°C	-25 - +60

Climatic proofing			Damp heat, constant, to IEC 60068-2-78 Damp heat, cyclic, to IEC 60068-2-30
Lifespan, mechanical	Operations		100000
Max. operating frequency		Ops/h	120

## Design verification as per IEC/EN 61439

Technical data for design verification			
Operating ambient temperature min.		°C	-25
Operating ambient temperature max.		°C	60

## Technical data ETIM 7.0

Low-voltage industrial components (EG000017) / Off-load switch (EC001105)

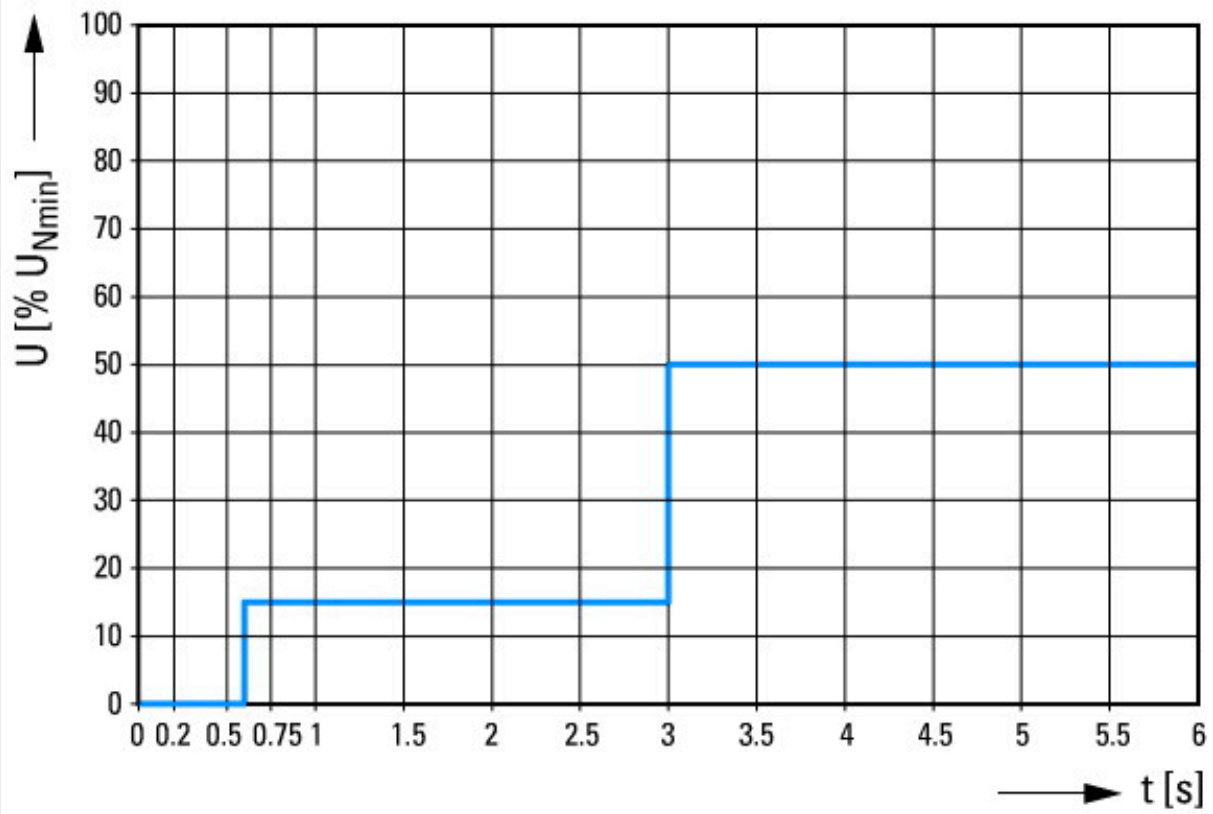
Electric engineering, automation, process control engineering / Low-voltage switch technology / Off-load switch, circuit breaker, control switch / Changeover switch (ecl@ss10.0.1-27-37-14-05 [AKF062013])

Model			On/Off switch
Number of poles			2
With 0 (off) position			Yes
With retraction in 0-position			Yes
Rated permanent current I <sub>u</sub>		A	30
Rated operation current I <sub>e</sub> at AC-3, 400 V		A	0
Rated operation power at AC-3, 400 V		kW	0
Degree of protection (IP), front side			IP65
Degree of protection (NEMA), front side			Other
Number of auxiliary contacts as normally closed contact			1
Number of auxiliary contacts as normally open contact			1
Number of auxiliary contacts as change-over contact			0
Suitable for ground mounting			Yes
Suitable for front mounting 4-hole			No
Suitable for distribution board installation			No
Suitable for intermediate mounting			No
Complete device in housing			Yes
Material housing			Plastic
Type of control element			Other
Type of electrical connection of main circuit			Screw connection

## Approvals

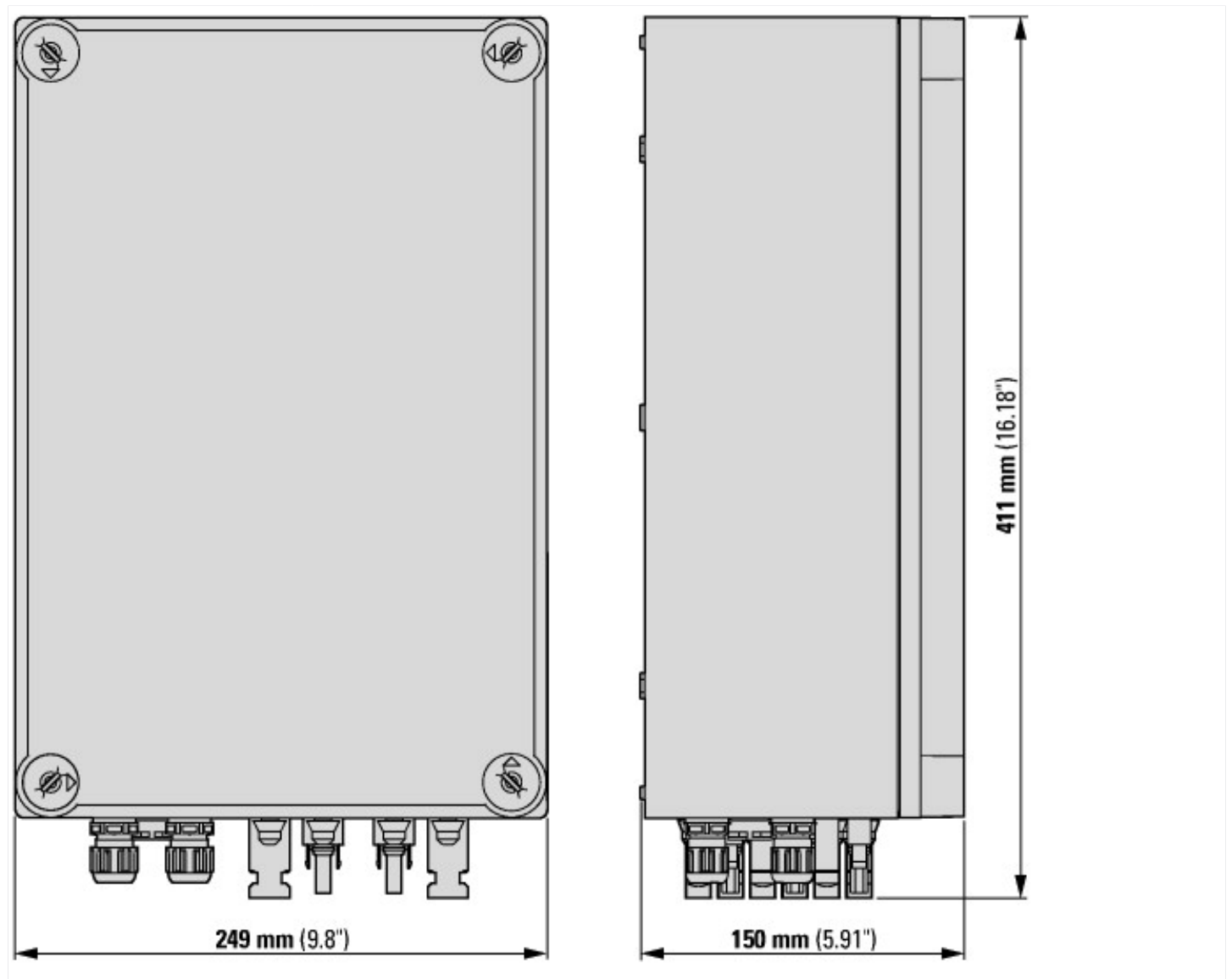
Specially designed for North America			No
--------------------------------------	--	--	----

## Characteristics



Limits for the delay times used to maintain operation in the event of voltage fluctuations.

## Dimensions



## Additional product information (links)

### IL03402053Z SOL30X...-SAFETY-M...-U(230V,50Hz)

IL03402053Z SOL30X...-SAFETY-M...-U(230V,50Hz)	<a href="https://es-assets.eaton.com/DOCUMENTATION/AWA_INSTRUCTIONS/IL03402053Z2020_01.pdf">https://es-assets.eaton.com/DOCUMENTATION/AWA_INSTRUCTIONS/IL03402053Z2020_01.pdf</a>
IL03402053Z SOL30X...-SAFETY-M...-U(230V,50Hz)	<a href="https://es-assets.eaton.com/DOCUMENTATION/AWA_INSTRUCTIONS/IL03402053Z2020_12.pdf">https://es-assets.eaton.com/DOCUMENTATION/AWA_INSTRUCTIONS/IL03402053Z2020_12.pdf</a>
Motor starters and "Special Purpose Ratings" for the North American market	<a href="http://www.eaton.eu/ecm/groups/public/@pub/@europe/@electrical/documents/content/pct_3258146.pdf">http://www.eaton.eu/ecm/groups/public/@pub/@europe/@electrical/documents/content/pct_3258146.pdf</a>
Busbar Component Adapters for modern Industrial control panels	<a href="http://www.moeller.net/binary/ver_techpapers/ver960en.pdf">http://www.moeller.net/binary/ver_techpapers/ver960en.pdf</a>