


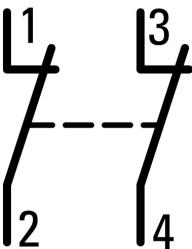
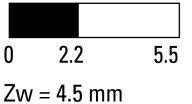




**Pushbutton, Flat, maintained, 2 NC, Screw connection, black, inscribed, Bezel: titanium**

**Part no. C22-DR-S-X0-K02**  
**Catalog No. 132480**  
**Alternate Catalog No. C22-DR-S-X0-K02**

### Delivery program

|  |    |  |
|--|----|--|
| Product range  |    | RMQ Compact  |
| Basic function   |    | Pushbutton actuators   |
| Single unit/Complete unit  |    | Complete unit  |
| Design   |    | Flat   |
|  |    | maintained   |
| Connection type  |    | Screw connection   |
| <b>Button plate</b>  |    |  |
| button plate   |    | black  |
| Button plate   |    |    |
|  |    | inscribed  |
| Name   |    | 0  |
| Degree of Protection   |    | IP66, IP67, IP69   |
| Front ring   |    | Bezel: titanium  |
| Connection to SmartWire-DT   |    | no   |
| <b>Contacts</b>  |    |  |
| N/C = Normally closed  |    | 2 NC    |
| Notes  |    |  = safety function, by positive opening to IEC/EN 60947-5-1 |
| <b>Actuator travel and actuation force as per DIN EN 60947-5-1, K.5.4.1</b>  |    |  |
|  | mm | 4.65   |
| Maximum travel   | mm | 5.7  |
| Minimum force for positive opening   | N  | 30   |
| Contact sequence   |    |    |
| <b>Contact travel <input checked="" type="checkbox"/> = Contact closed <input type="checkbox"/> = Contact open</b> |    |  |
| Contact diagram  |    |    |
| Positive opening (ZW)  |    | yes  |

### Technical data

|                |  |                  |
|----------------|--|------------------|
| <b>General</b> |  |                  |
| Standards      |  | IEC/EN 60947-5-1 |

|                                      |               |               |  |
|--------------------------------------|---------------|---------------|--|
|                                      |               |               | VDE 0660   |
| Lifespan, mechanical                 | Operations    | $\times 10^6$ | > 5  |
| Operating frequency                  | Operations/h  |               | $\cong 3600$   |
| Actuating force                      | n             |               | $\cong 5$  |
| Climatic proofing                    |               |               | Damp heat, constant, to IEC 60068-2-78<br>Damp heat, cyclic, to IEC 60068-2-30 |
| Degree of Protection                 |               |               | IP66, IP67, IP69   |
| Ambient temperature                  |               |               |  |
| Open                                 | °C            |               | -25 - +70  |
| Storage                              | °C            |               | - -30 - + 80   |
| Mounting position                    |               |               | As required  |
| Terminal capacities                  | $\text{mm}^2$ |               |  |
| Solid                                | $\text{mm}^2$ |               | 2 x 0.5 - 1.5_x  |
| Flexible with ferrule                | $\text{mm}^2$ |               | 2 x 0.5 - 1.5_x  |
| Tightening torque for terminal screw | Nm            |               | 0.8  |

## Contacts

|   |                  |      |       |
|---|------------------|------|-------|
| Rated impulse withstand voltage         | $U_{\text{imp}}$ | V AC | 4000  |
| Rated insulation voltage                | $U_i$            | V    | 250   |
| Rated conditional short-circuit current | $I_q$            | kA   | 1     |
| Overvoltage category/pollution degree   |                  |      | III/3 |
| Max. short-circuit protective device    |                  |      |       |
| Fuse                                    | gG/gL            | A    | 10    |

## Design verification as per IEC/EN 61439

|  |  |    |     |
|--|--|----|-----|
| Technical data for design verification |  |    |     |
| Operating ambient temperature min.     |  | °C | -25 |
| Operating ambient temperature max.     |  | °C | 70  |

## Technical data ETIM 7.0

|   |  |    |                  |
|---|--|----|------------------|
| Low-voltage industrial components (EG000017) / Push button, complete (EC001028)   |  |    |                  |
| Electric engineering, automation, process control engineering / Low-voltage switch technology / Command and alarm device / Push-button actuator, complete unit (ecl@ss10.0.1-27-37-12-28 [AKF046014]) |  |    |                  |
| Number of command positions   |  |    | 1                |
| Type of button  |  |    | Flat             |
| Colour button   |  |    | Black            |
| Construction type lens  |  |    | Round            |
| Hole diameter   |  | mm | 22.5             |
| Width opening   |  | mm | 0                |
| Height opening  |  | mm | 0                |
| Suitable for illumination   |  |    | No               |
| Switching function latching   |  |    | Yes              |
| Spring-return   |  |    | No               |
| Supply voltage lamp   |  | V  | 0                |
| Number of contacts as normally open contact   |  |    | 0                |
| Number of contacts as normally closed contact   |  |    | 2                |
| Number of contacts as change-over contact   |  |    | 0                |
| Type of electric connection   |  |    | Screw connection |
| With front ring   |  |    | Yes              |
| Material front ring   |  |    | Plastic          |
| Colour front ring   |  |    | Other            |
| Degree of protection (IP)   |  |    | Other            |
| Degree of protection (NEMA)   |  |    |                  |

## Approvals

|                   |  |  |  |
|-------------------|--|--|--|
| Product Standards |  |  | IEC/EN 60947-5-1; UL 508; CAN/CSA-C22.2 No. 14-05 und 94-M91; CE marking |
|-------------------|--|--|--|

|                             |  |                          |
|-----------------------------|--|--------------------------|
| UL File No.                 |  | E29184                   |
| UL Category Control No.     |  | NKCR                     |
| CSA File No.                |  | 165628                   |
| CSA Class No.               |  | 321103                   |
| North America Certification |  | UL listed, CSA certified |
| Degree of Protection        |  | 1,3R,4X,12,13            |

## Dimensions

