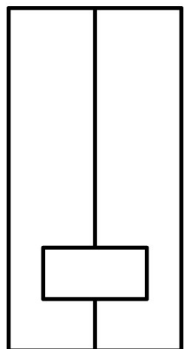




Shunt release (for power circuit breaker), 240 V 50 Hz, Standard voltage, AC, Screw terminals, For use with: Shunt release PKZ0(4), PKE

Part no. A-PKZ0(240V50HZ)
Catalog No. 073188
Alternate Catalog No. XTPAXSR240V50H

Delivery program

Product range		Accessories
Accessories		Shunt release
Actuating voltage		240 V 50 Hz
Voltage type		Standard voltage
Current actuation		AC
Contact sequence		<p>C1</p>  <p>C2</p>
Connection technique		Screw terminals
For use with		Shunt release PKZ0(4), PKE
For use with		PKZM0 PKZM4 PKZM0-T PKM0 PKZM01 PKE
<p>Notes Can be fitted to the left of: Motor protective circuit-breaker Cannot be combined with: U-PKZ0 undervoltage release</p>		
<p>Notes Can be fitted to left side of the motor protection switch Cannot be combined with undervoltage release U-PKZ0</p>		

Technical data

General

Terminal capacities		mm ²	
Solid or flexible conductor, with ferrule		mm ²	1 x (0,75 - 2,5) 2 x (0,75 - 2,5)
Solid or stranded		AWG	1 x (18 - 14) 2 x (18 - 14)
Actuating voltage			240 V 50 Hz

Operating range

Alternating voltage		x U _S	0.7- 1.1
---------------------	--	------------------	----------

Power consumption

AC			
Pull-in power	Pick-up	VA	5
Sealing power	Sealing	VA	3

Design verification as per IEC/EN 61439

Technical data for design verification			
Rated operational current for specified heat dissipation	I_n	A	0
Heat dissipation per pole, current-dependent	P_{vid}	W	0
Equipment heat dissipation, current-dependent	P_{vid}	W	0
Static heat dissipation, non-current-dependent	P_{vs}	W	0.5
Heat dissipation capacity	P_{diss}	W	0
Operating ambient temperature min.		°C	-25
Operating ambient temperature max.		°C	55
IEC/EN 61439 design verification			
10.2 Strength of materials and parts			
10.2.2 Corrosion resistance			
			Meets the product standard's requirements.
10.2.3.1 Verification of thermal stability of enclosures			
			Meets the product standard's requirements.
10.2.3.2 Verification of resistance of insulating materials to normal heat			
			Meets the product standard's requirements.
10.2.3.3 Verification of resistance of insulating materials to abnormal heat and fire due to internal electric effects			
			Meets the product standard's requirements.
10.2.4 Resistance to ultra-violet (UV) radiation			
			Meets the product standard's requirements.
10.2.5 Lifting			
			Does not apply, since the entire switchgear needs to be evaluated.
10.2.6 Mechanical impact			
			Does not apply, since the entire switchgear needs to be evaluated.
10.2.7 Inscriptions			
			Meets the product standard's requirements.
10.3 Degree of protection of ASSEMBLIES			
			Does not apply, since the entire switchgear needs to be evaluated.
10.4 Clearances and creepage distances			
			Meets the product standard's requirements.
10.5 Protection against electric shock			
			Does not apply, since the entire switchgear needs to be evaluated.
10.6 Incorporation of switching devices and components			
			Does not apply, since the entire switchgear needs to be evaluated.
10.7 Internal electrical circuits and connections			
			Is the panel builder's responsibility.
10.8 Connections for external conductors			
			Is the panel builder's responsibility.
10.9 Insulation properties			
10.9.2 Power-frequency electric strength			
			Is the panel builder's responsibility.
10.9.3 Impulse withstand voltage			
			Is the panel builder's responsibility.
10.9.4 Testing of enclosures made of insulating material			
			Is the panel builder's responsibility.
10.10 Temperature rise			
			The panel builder is responsible for the temperature rise calculation. Eaton will provide heat dissipation data for the devices.
10.11 Short-circuit rating			
			Is the panel builder's responsibility. The specifications for the switchgear must be observed.
10.12 Electromagnetic compatibility			
			Is the panel builder's responsibility. The specifications for the switchgear must be observed.
10.13 Mechanical function			
			The device meets the requirements, provided the information in the instruction leaflet (IL) is observed.

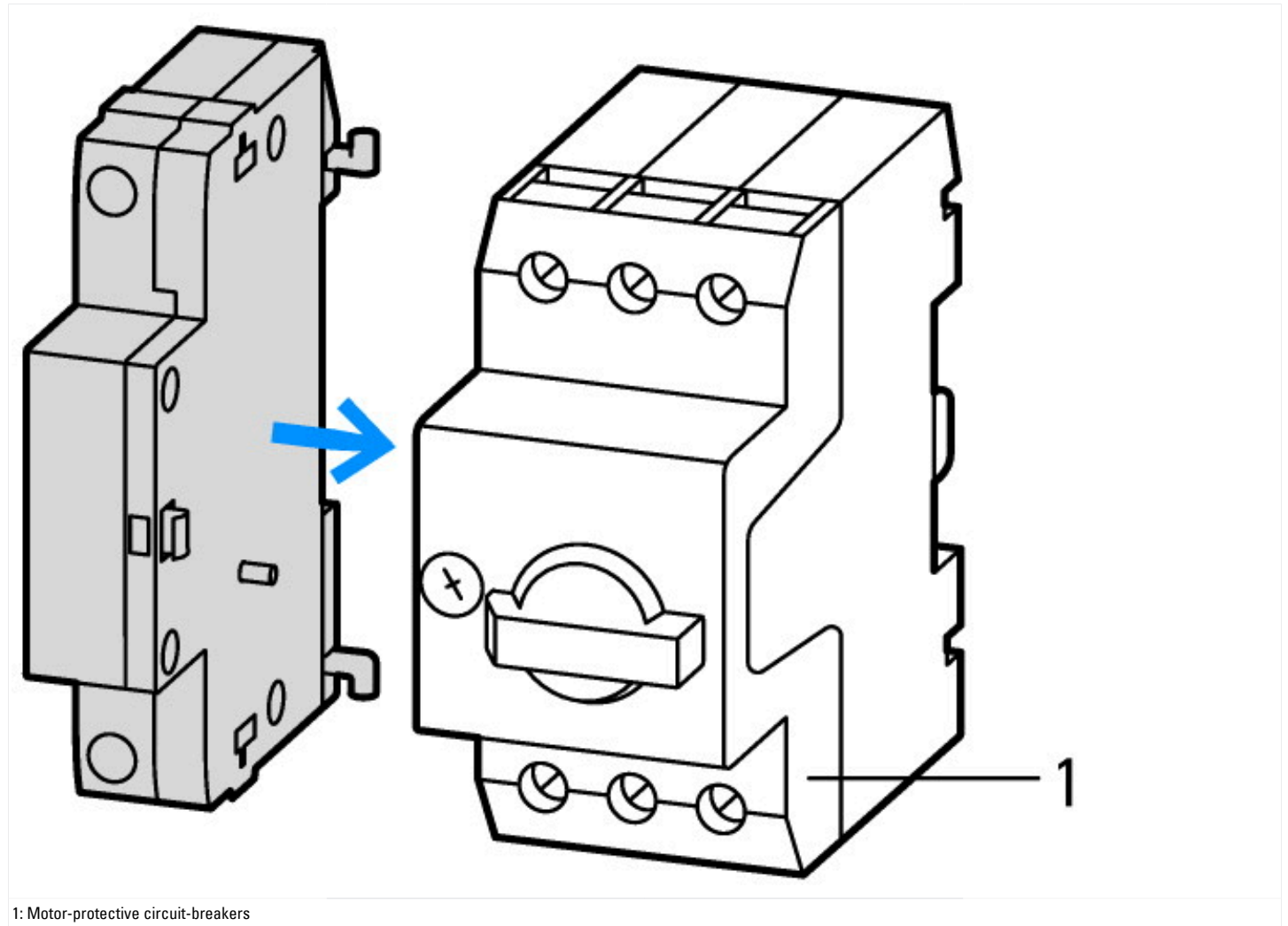
Technical data ETIM 7.0

Low-voltage industrial components (EG000017) / Shunt release (for power circuit breaker) (EC001023)			
Electric engineering, automation, process control engineering / Low-voltage switch technology / Circuit breaker (LV < 1 kV) / Full load current trip (ecl@ss10.0.1-27-37-04-18 [AKF016013])			
Rated control supply voltage U_s at AC 50HZ		V	240 - 240
Rated control supply voltage U_s at AC 60HZ		V	0 - 0
Rated control supply voltage U_s at DC		V	0 - 0
Voltage type for actuating			AC
Initial value of the undelayed short-circuit release - setting range		A	0
End value adjustment range undelayed short-circuit release		A	0
Type of electric connection			Screw connection
Number of contacts as normally open contact			0
Number of contacts as normally closed contact			0
Number of contacts as change-over contact			0
Suitable for power circuit breaker			No
Suitable for off-load switch			No
Suitable for motor safety switch			Yes
Suitable for overload relay			No

Approvals

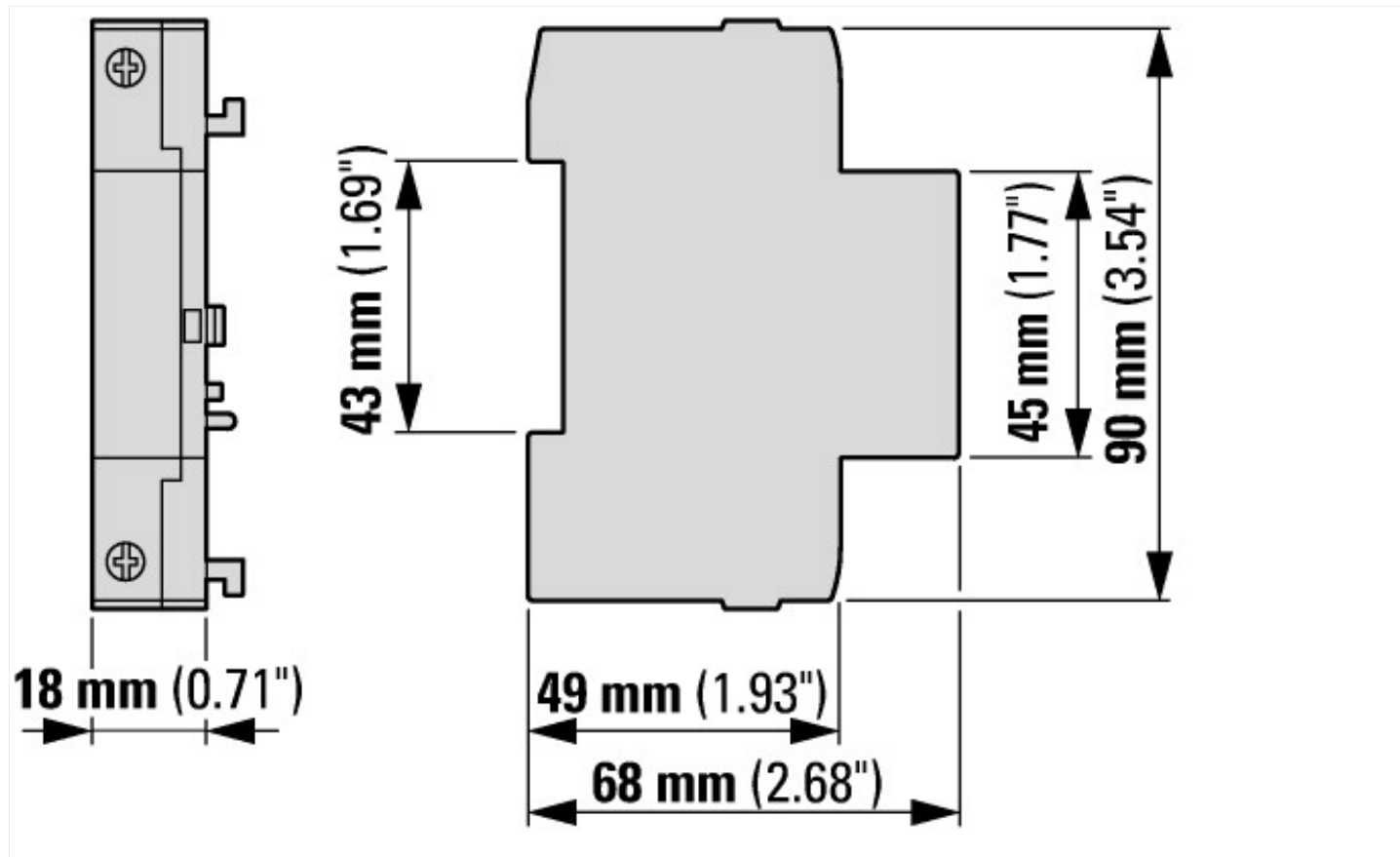
Product Standards		UL 508; CSA-C22.2 No. 14; IEC60947-4-1; CE marking
UL File No.		E36332
UL Category Control No.		NLRV
CSA File No.		165628
CSA Class No.		3211-05
North America Certification		UL listed, CSA certified
Specially designed for North America		No

Characteristics



1: Motor-protective circuit-breakers

Dimensions



Assets (links)

Declaration of CE Conformity

00002828

Instruction Leaflets

IL03402034Z2018_06

Additional product information (links)

IL03402034Z (AWA1210-1945) Motor-protective circuit-breaker, Starter

IL03402034Z (AWA1210-1945) Motor-protective circuit-breaker, Starter ftp://ftp.moeller.net/DOCUMENTATION/AWA_INSTRUCTIONS/IL03402034Z2018_06.pdf

IL03407011Z (AWA1210-1925) Motor-protective circuit-breaker

IL03407011Z (AWA1210-1925) Motor-protective circuit-breaker ftp://ftp.moeller.net/DOCUMENTATION/AWA_INSTRUCTIONS/IL03407011Z2018_04.pdf

Motor starters and "Special Purpose Ratings" for the North American market http://www.eaton.eu/ecm/groups/public/@pub/@europe/@electrical/documents/content/pct_3258146.pdf

Busbar Component Adapters for modern Industrial control panels http://www.moeller.net/binary/ver_techpapers/ver960en.pdf