



Insulated enclosure, HxWxD=240x160x125mm, +mounting rail

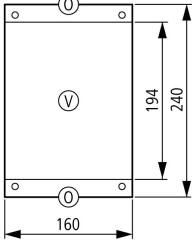
Part no. CI-K4-125-TS  
 Catalog No. 206886

**Delivery program**

Product range		CI-K small enclosures
Basic function		Basic enclosures
Product function		CI-K empty enclosures
Single unit/Complete unit		Single unit
Degree of Protection		Front IP65 IP65, with push-through cable entry
Degree of Protection		Front IP65 IP65, with push-through cable entry
Material		Glass-fibre reinforced polycarbonate
Colour		Enclosure base RAL 9005, black Operator only RAL 7035, light gray
Description		Metric cable entry knockouts top, bottom and in the back plate Control cable entry Lamp indicator L-... can be mounted in base knock-out M20/M25
Cable entry		hard knockout version

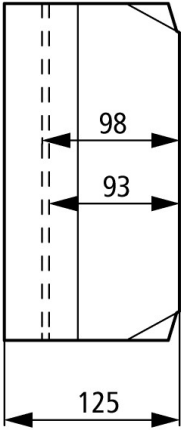
**Dimensions**

Width	mm	160
Height	mm	240
Depth	mm	125

Dimensions	mm	
------------	----	--

**Enclosure depth**

Legend for the graphic		Dimensions from top: Mounting depth with mounting plate Mounting depth for mounting rail 7.5 mm height Mounting depth for mounting rail 15 mm height
------------------------	--	---

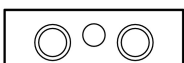
Enclosure depth	mm	
-----------------	----	--

Mounting depth for mounting rail 7.5 mm height	mm	93
--	----	----

Features		With mounting rail to IEC/EN 60715
----------	--	------------------------------------

**Notes**

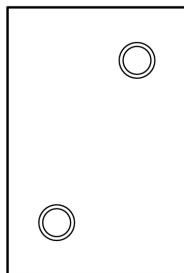
0



Knockouts

2 x M32/25  
1 x M20

V



Back plate:  
2 x M32/25

## Technical data

### General

Standards			IEC/EN 60529 DIN EN 62208
Climatic proofing			Damp heat, constant, to IEC 60068-2-78 Damp heat, cyclic, to IEC 60068-2-30
Ambient temperature		°C	-25 - +70 -25 - +40 (with push-through cable entry)
Degree of Protection			Front IP65 IP65, with push-through cable entry
Power loss			
Max. radiated heat dissipation with separate mounting, ambient air temperature +20 °C		W	26

### Material characteristics

Material			
Base			Glass-fibre reinforced polycarbonate
Cover			Glass-fibre reinforced polycarbonate
Surface treatment			Resistant to corrosion
Colour			
Base			RAL 9005, black (matt)
Housing body			Enclosure cover RAL 7035, light grey (matt)

### Material properties

Electrical			
Track resistance			CTI 175 (base, to IEC 60112) CTI 175 (cover, to IEC 60112)
Surface resistance to IEC 60093		$\Omega \times 10^{13}$	1
Dielectric strength to IEC 60243-1		kV/mm	30
Thermal			
Temperature resistant			-40 °C - 120 °C (enclosure) -40 °C - +80 °C (gasket)
Mechanical			
Impact resistance			IK06 according to EN 50102
max. assembly weights			
Mounting plate		kg	0.9
Mounting rail		kg	0.9
Chemical resistance			
Chemical resistant			Base, Cover Resistant against: Acids < 10 %, mineral oil, alcohol, gasoline, greases, salt solutions Partly resistant to: Acids > 10 %, alcohol Not resistant to: alkalis, benzene Push-through membrane (CI-K1/CI-K2) and sealing material Resistant against: Acids < 10 %, alkalis, benzene, salt solutions Partly resistant to: Acids > 10 %, greases, benzene Not resistant to: Mineral oil, benzene
Atmospheric			
Saline spray			IEC 60068-2-11
UV resistance			Beneath protective shield
Water consumption to DIN EN ISO 62		%	0.29
Flammability characteristics			

Glow wire test			
Flammability characteristics			960 °C/1mm thickness (base, cover; glow wire to VDE 0471 Part 2) 650 °C/1mm thick (push-through membrane) to VDE 0471 Part 2)
to UL 94			VO/1.5 mm thickness
to UL 94			HB
Halogen free			Yes

## Design verification as per IEC/EN 61439

Technical data for design verification			
Rated operational current for specified heat dissipation	$I_n$	A	0
Heat dissipation per pole, current-dependent	$P_{vid}$	W	0
Equipment heat dissipation, current-dependent	$P_{vid}$	W	0
Static heat dissipation, non-current-dependent	$P_{vs}$	W	0
Heat dissipation capacity	$P_{diss}$	W	26
Operating ambient temperature min.		°C	-25
Operating ambient temperature max.		°C	70
Degree of Protection			Front IP65 IP65, with push-through cable entry
Max. radiated heat dissipation with separate mounting, ambient air temperature +20 °C		W	26
Flammability characteristics			960 °C/1mm thickness (base, cover; glow wire to VDE 0471 Part 2) 650 °C/1mm thick (push-through membrane) to VDE 0471 Part 2)
Track resistance			CTI 175 (base, to IEC 60112) CTI 175 (cover, to IEC 60112)
Surface treatment			Resistant to corrosion
Impact resistance			IK06 according to EN 50102
Temperature resistant			-40 °C - 120 °C (enclosure) -40 °C - +80 °C (gasket)
UV resistance			Beneath protective shield
IEC/EN 61439 design verification			
10.2 Strength of materials and parts			
10.2.2 Corrosion resistance			
10.2.2.1 Verification of thermal stability of enclosures			
10.2.2.2 Verification of resistance of insulating materials to normal heat			
10.2.2.3 Verification of resistance of insulating materials to abnormal heat and fire due to internal electric effects			
10.2.4 Resistance to ultra-violet (UV) radiation			
10.2.5 Lifting			
10.2.6 Mechanical impact			
10.2.7 Inscriptions			
10.3 Degree of protection of ASSEMBLIES			
10.4 Clearances and creepage distances			
10.5 Protection against electric shock			
10.6 Incorporation of switching devices and components			
10.7 Internal electrical circuits and connections			
10.8 Connections for external conductors			
10.9 Insulation properties			
10.9.2 Power-frequency electric strength			
10.9.3 Impulse withstand voltage			
10.9.4 Testing of enclosures made of insulating material			
10.10 Temperature rise			
10.11 Short-circuit rating			
10.12 Electromagnetic compatibility			
10.13 Mechanical function			

## Technical data ETIM 7.0

Low-voltage industrial components (EG000017) / Empty enclosure for switchgear (EC000712)

Electric engineering, automation, process control engineering / Low-voltage switch technology / Component for low-voltage switching technology / Empty housing for switch devices (ec1@ss10.0.1-27-37-13-01 [AKN343014])

Material housing		Plastic
Width	mm	160
Height	mm	240
Depth	mm	125
With transparent cover		No
Suitable for emergency stop		Yes
Model		Surface mounting
Degree of protection (IP)		IP65
Degree of protection (NEMA)		Other

## Dimensions

