







Illuminated pushbutton actuator, Flat, maintained, 1 NC, Cable (black) with non-terminated end, 4 pole, 1 m, LED Red, red, Blank, 24 V AC/DC, Metal bezel

Part no. C30C-FDRL-R-K01-24-P62
Catalog No. 185950

Delivery program

Product range			RMQ compact solution
Basic function			Illuminated pushbutton actuators
Mounting hole diameter	∅	mm	30.5
Single unit/Complete unit			Complete unit
Design			Flat
			maintained
Connection type			Cable (black) with non-terminated end, 4 pole
Cable Length		m	1
Colour			
LED			
LED			Red
Button plate			
button plate			red
Button plate			
			Blank
Rated operational voltage LED			24 V AC/DC
Name			None
Degree of Protection			IP66, IP67, IP69 (front) IP65 (on rear)
Front ring			Metal bezel
Connection to SmartWire-DT			no
Contacts			
N/C = Normally closed			1 NC 
Notes			 = safety function, by positive opening to IEC/EN 60947-5-1
Actuator travel and actuation force as per DIN EN 60947-5-1, K.5.4.1			
	mm		4.65
Maximum travel	mm		5.7
Minimum force for positive opening	N		15

Contact sequence			
Contact travel = Contact closed = Contact open			
Contact diagram			 Zw = 4.5 mm
Positive opening (ZW)			yes

Technical data

General

Standards			IEC/EN 60947-5-1 VDE 0660
Operating frequency	Operations/h		≤ 3600
Actuating force	n		≤ 5
Tightening torque Threaded ring	Nm		2
Climatic proofing			Damp heat, constant, to IEC 60068-2-78 Damp heat, cyclic, to IEC 60068-2-30
Degree of Protection			IP66, IP67, IP69 (front) IP65 (on rear)
Ambient temperature			
Open	°C		-25 - +70
Storage	°C		- -30 - + 80
Mounting position			As required
Mechanical shock resistance, shock duration 11 ms	g		> 30

Contacts

Rated impulse withstand voltage	U_{imp}	V AC	800
Rated insulation voltage	U_i	V	30
Oversvoltage category/pollution degree			III/3
Control circuit reliability			
At 17 V DC/7 mA	H_F		N/C contact: statistically determined 1 failure per 0.9×10^6 Operations
Max. short-circuit protective device			
Fuse	gG/gL	A	4
Rated conditional short-circuit current	I_q	kA	1

Switching capacity

Rated operational current	I_e	A	
AC-15			
24 V	I_e	A	4
DC-13			
24 V	I_e	A	3

Cable characteristics

Design			Cable end open
Cable Length		m	1
Material characteristic			PUR
Diameter	∅	mm	4.7

Design verification as per IEC/EN 61439

Technical data for design verification			
Operating ambient temperature min.		°C	-25
Operating ambient temperature max.		°C	70

Technical data ETIM 7.0

Low-voltage industrial components (EG000017) / Push button, complete (EC001028)

Electric engineering, automation, process control engineering / Low-voltage switch technology / Command and alarm device / Push-button actuator, complete unit (ecl@ss10.0.1-27-37-12-28 [AKF046014])

Number of command positions			1
Type of button			Flat
Colour button			Red
Construction type lens			Round
Hole diameter		mm	30
Width opening		mm	0
Height opening		mm	0
Suitable for illumination			Yes
Switching function latching			Yes
Spring-return			No
Supply voltage lamp		V	24
Number of contacts as normally open contact			0
Number of contacts as normally closed contact			1
Number of contacts as change-over contact			0
Type of electric connection			Other
With front ring			Yes
Material front ring			Metal
Colour front ring			Chrome
Degree of protection (IP)			Other
Degree of protection (NEMA)			Other

Approvals

Product Standards			IEC/EN 60947-5-1; UL 508; CAN/CSA-C22.2 No. 14-18 and No. 94.2-15; CE marking
UL File No.			E29184
UL Category Control No.			NKCR
CSA File No.			165628
CSA Class No.			321103
North America Certification			UL listed, CSA certified

Dimensions

