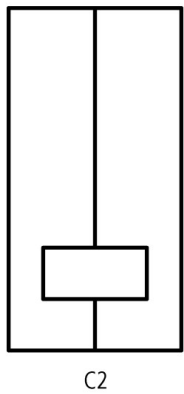




Shunt release (for power circuit breaker), 60 V DC, Standard voltage, DC, Screw terminals, For use with: Shunt release PKZ0(4), PKE

Part no. A-PKZ0(60VDC)
Catalog No. 073202
Alternate Catalog No. XTPAXSR60VDC

Delivery program

Product range		Accessories
Accessories		Shunt release
Actuating voltage		60 V DC
Voltage type		Standard voltage
Current actuation		DC
Contact sequence		<p>C1</p>  <p>C2</p>
Connection technique		Screw terminals
For use with		Shunt release PKZ0(4), PKE
For use with		PKZM0 PKZM4 PKZM0-T PKM0 PKZM01 PKE
<p>Notes Can be fitted to the left of: Motor protective circuit-breaker Cannot be combined with: U-PKZ0 undervoltage release Intermittent operation 5 s</p> <p>Notes Can be fitted to left side of the motor protection switch Cannot be combined with undervoltage release U-PKZ0</p>		

Technical data

General

Terminal capacities		mm ²	
Solid or flexible conductor, with ferrule		mm ²	1 x (0,75 - 2,5) 2 x (0,75 - 2,5)
Solid or stranded		AWG	1 x (18 - 14) 2 x (18 - 14)
Actuating voltage			60 V DC
Operating range			
DC Voltage		x U _S	0.7- 1.1
			Short-time operation 5 s
Power consumption			
DC current			
Pull-in power	Pick-up	W	3

Sealing power	Sealing	W	0.5
---------------	---------	---	-----

Design verification as per IEC/EN 61439

Technical data for design verification			
Rated operational current for specified heat dissipation	I_n	A	0
Heat dissipation per pole, current-dependent	P_{vid}	W	0
Equipment heat dissipation, current-dependent	P_{vid}	W	0
Static heat dissipation, non-current-dependent	P_{vs}	W	0.5
Heat dissipation capacity	P_{diss}	W	0
Operating ambient temperature min.		°C	-25
Operating ambient temperature max.		°C	55
IEC/EN 61439 design verification			
10.2 Strength of materials and parts			
10.2.2 Corrosion resistance			
Meets the product standard's requirements.			
10.2.3.1 Verification of thermal stability of enclosures			
Meets the product standard's requirements.			
10.2.3.2 Verification of resistance of insulating materials to normal heat			
Meets the product standard's requirements.			
10.2.3.3 Verification of resistance of insulating materials to abnormal heat and fire due to internal electric effects			
Meets the product standard's requirements.			
10.2.4 Resistance to ultra-violet (UV) radiation			
Meets the product standard's requirements.			
10.2.5 Lifting			
Does not apply, since the entire switchgear needs to be evaluated.			
10.2.6 Mechanical impact			
Does not apply, since the entire switchgear needs to be evaluated.			
10.2.7 Inscriptions			
Meets the product standard's requirements.			
10.3 Degree of protection of ASSEMBLIES			
Does not apply, since the entire switchgear needs to be evaluated.			
10.4 Clearances and creepage distances			
Meets the product standard's requirements.			
10.5 Protection against electric shock			
Does not apply, since the entire switchgear needs to be evaluated.			
10.6 Incorporation of switching devices and components			
Does not apply, since the entire switchgear needs to be evaluated.			
10.7 Internal electrical circuits and connections			
Is the panel builder's responsibility.			
10.8 Connections for external conductors			
Is the panel builder's responsibility.			
10.9 Insulation properties			
10.9.2 Power-frequency electric strength			
Is the panel builder's responsibility.			
10.9.3 Impulse withstand voltage			
Is the panel builder's responsibility.			
10.9.4 Testing of enclosures made of insulating material			
Is the panel builder's responsibility.			
10.10 Temperature rise			
The panel builder is responsible for the temperature rise calculation. Eaton will provide heat dissipation data for the devices.			
10.11 Short-circuit rating			
Is the panel builder's responsibility. The specifications for the switchgear must be observed.			
10.12 Electromagnetic compatibility			
Is the panel builder's responsibility. The specifications for the switchgear must be observed.			
10.13 Mechanical function			
The device meets the requirements, provided the information in the instruction leaflet (IL) is observed.			

Technical data ETIM 7.0

Low-voltage industrial components (EG000017) / Shunt release (for power circuit breaker) (EC001023)			
Electric engineering, automation, process control engineering / Low-voltage switch technology / Circuit breaker (LV < 1 kV) / Full load current trip (ecl@ss10.0.1-27-37-04-18 [AKF016013])			
Rated control supply voltage U_s at AC 50HZ		V	0 - 0
Rated control supply voltage U_s at AC 60HZ		V	0 - 0
Rated control supply voltage U_s at DC		V	60 - 60
Voltage type for actuating			DC
Initial value of the undelayed short-circuit release - setting range		A	0
End value adjustment range undelayed short-circuit release		A	0
Type of electric connection			Screw connection
Number of contacts as normally open contact			0
Number of contacts as normally closed contact			0
Number of contacts as change-over contact			0
Suitable for power circuit breaker			No
Suitable for off-load switch			No
Suitable for motor safety switch			Yes

Suitable for overload relay

No

Approvals

Product Standards

UL 508; CSA-C22.2 No. 14; IEC60947-4-1; CE marking

UL File No.

E36332

UL Category Control No.

NLRV

CSA File No.

165628

CSA Class No.

3211-05

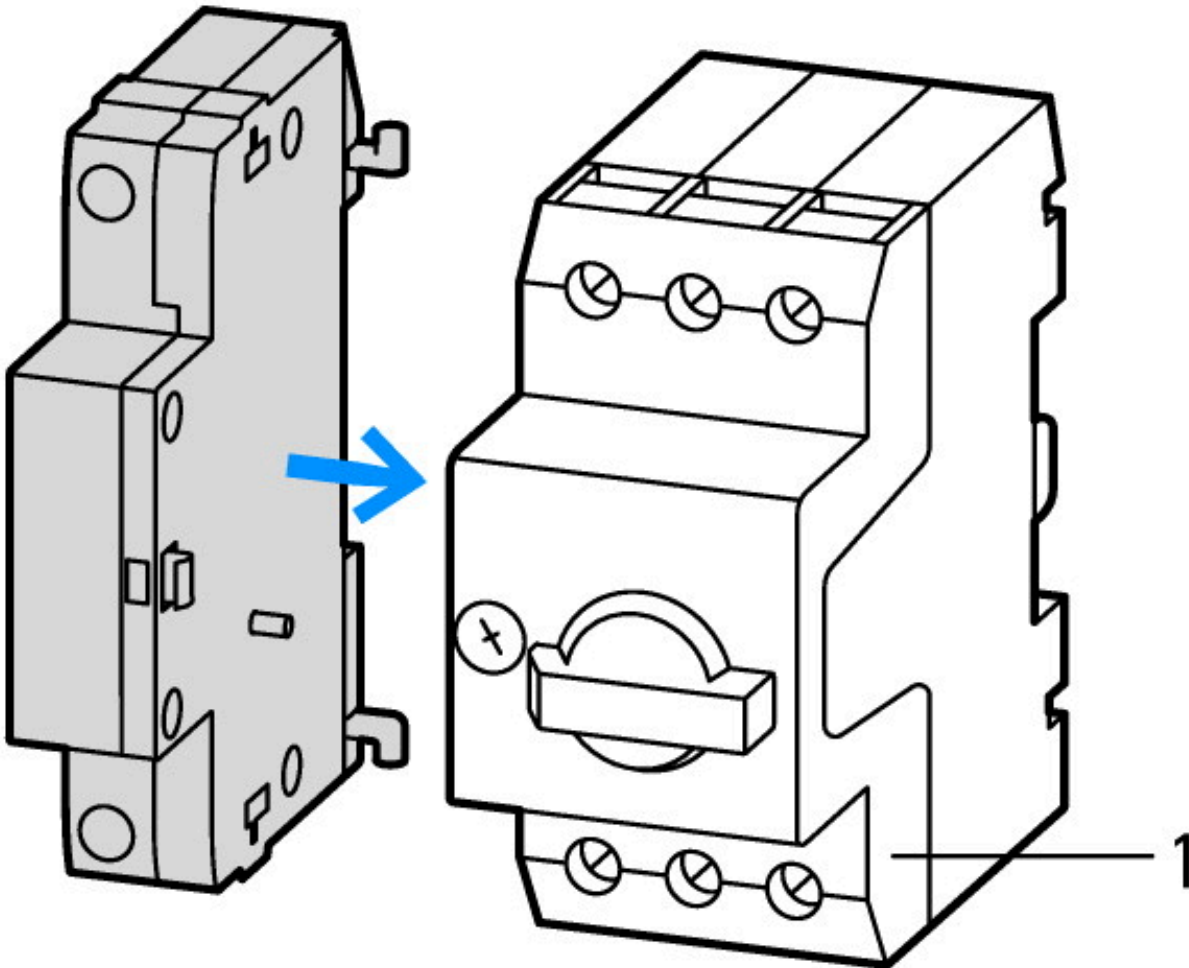
North America Certification

UL listed, CSA certified

Specially designed for North America

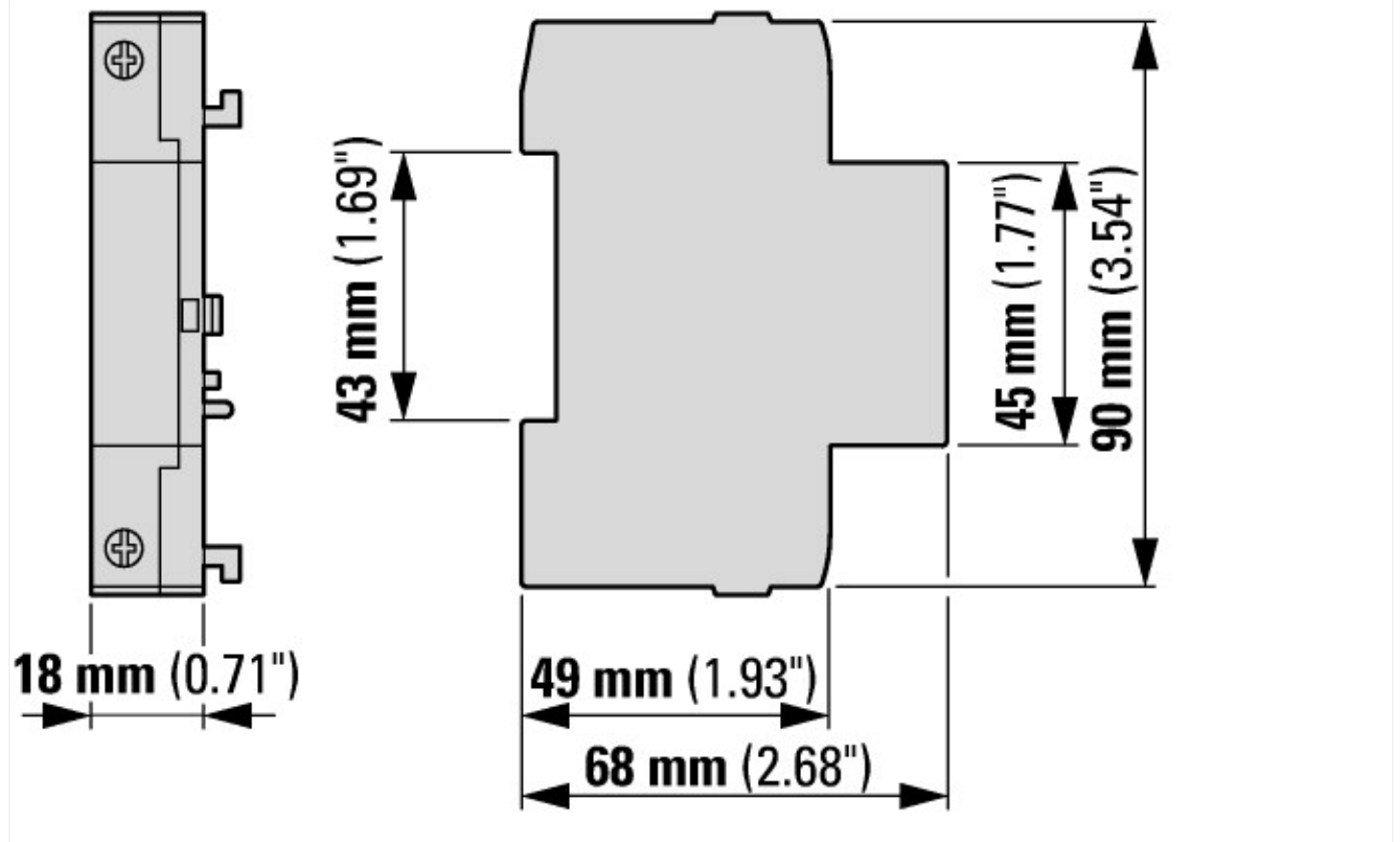
No

Characteristics



1: Motor-protective circuit-breakers

Dimensions



Additional product information (links)

IL03402034Z (AWA1210-1945) Motor-protective circuit-breaker, Starter

IL03402034Z (AWA1210-1945) Motor-protective circuit-breaker, Starter ftp://ftp.moeller.net/DOCUMENTATION/AWA_INSTRUCTIONS/IL03402034Z2018_06.pdf

IL03407011Z (AWA1210-1925) Motor-protective circuit-breaker

IL03407011Z (AWA1210-1925) Motor-protective circuit-breaker ftp://ftp.moeller.net/DOCUMENTATION/AWA_INSTRUCTIONS/IL03407011Z2018_04.pdf

Motor starters and "Special Purpose Ratings" for the North American market http://www.eaton.eu/ecm/groups/public/@pub/@europe/@electrical/documents/content/pct_3258146.pdf

Busbar Component Adapters for modern Industrial control panels http://www.moeller.net/binary/ver_techpapers/ver960en.pdf