



Rotary handle, red, lockable on the handle, NA type

Part no. NZM2-XDTV-NA
Catalog No. 271456

Similar to illustration

Delivery program

Product range		Accessories
Accessories		Rotary handle on switch with door interlock
Standard/Approval		UL/CSA, IEC
Construction size		NZM2
Description		Makes it possible to operate the switch with a rotational movement and provides locking facilities
Function		Red-yellow for emergency switching off
Protection class		IP40
Locking facility		lockable on the 0 position on the handle using up to 3 padlocks also available with door interlock e.g. for MCC service distribution
Door interlock		Door interlock in ON position can be defeated from the outside using a 1 mm pin Not defeated in the locked OFF and ON positions Door opens only with active rotation beyond the 0 position Can only be switched ON when the door is closed cannot be combined with mechanical locking
Project planning information		Complete with rotary drive and insulating surround Cannot be combined with mechanical interlock
For use with		NZM2, N(S)2
Notes		
Circuit-breaker can also be installed in a lying position 90 ° left/right, with the handle still in the same position.		

Design verification as per IEC/EN 61439

IEC/EN 61439 design verification		
10.2 Strength of materials and parts		
10.2.2 Corrosion resistance		Meets the product standard's requirements.
10.2.3.1 Verification of thermal stability of enclosures		Meets the product standard's requirements.
10.2.3.2 Verification of resistance of insulating materials to normal heat		Meets the product standard's requirements.
10.2.3.3 Verification of resistance of insulating materials to abnormal heat and fire due to internal electric effects		Meets the product standard's requirements.
10.2.4 Resistance to ultra-violet (UV) radiation		Meets the product standard's requirements.
10.2.5 Lifting		Does not apply, since the entire switchgear needs to be evaluated.
10.2.6 Mechanical impact		Does not apply, since the entire switchgear needs to be evaluated.
10.2.7 Inscriptions		Meets the product standard's requirements.
10.3 Degree of protection of ASSEMBLIES		Does not apply, since the entire switchgear needs to be evaluated.
10.4 Clearances and creepage distances		Meets the product standard's requirements.
10.5 Protection against electric shock		Does not apply, since the entire switchgear needs to be evaluated.
10.6 Incorporation of switching devices and components		Does not apply, since the entire switchgear needs to be evaluated.
10.7 Internal electrical circuits and connections		Is the panel builder's responsibility.
10.8 Connections for external conductors		Is the panel builder's responsibility.
10.9 Insulation properties		
10.9.2 Power-frequency electric strength		Is the panel builder's responsibility.
10.9.3 Impulse withstand voltage		Is the panel builder's responsibility.
10.9.4 Testing of enclosures made of insulating material		Is the panel builder's responsibility.
10.10 Temperature rise		The panel builder is responsible for the temperature rise calculation. Eaton will provide heat dissipation data for the devices.
10.11 Short-circuit rating		Is the panel builder's responsibility. The specifications for the switchgear must be observed.
10.12 Electromagnetic compatibility		Is the panel builder's responsibility. The specifications for the switchgear must be observed.

Technical data ETIM 7.0

Low-voltage industrial components (EG000017) / Handle for power circuit breaker (EC000229)

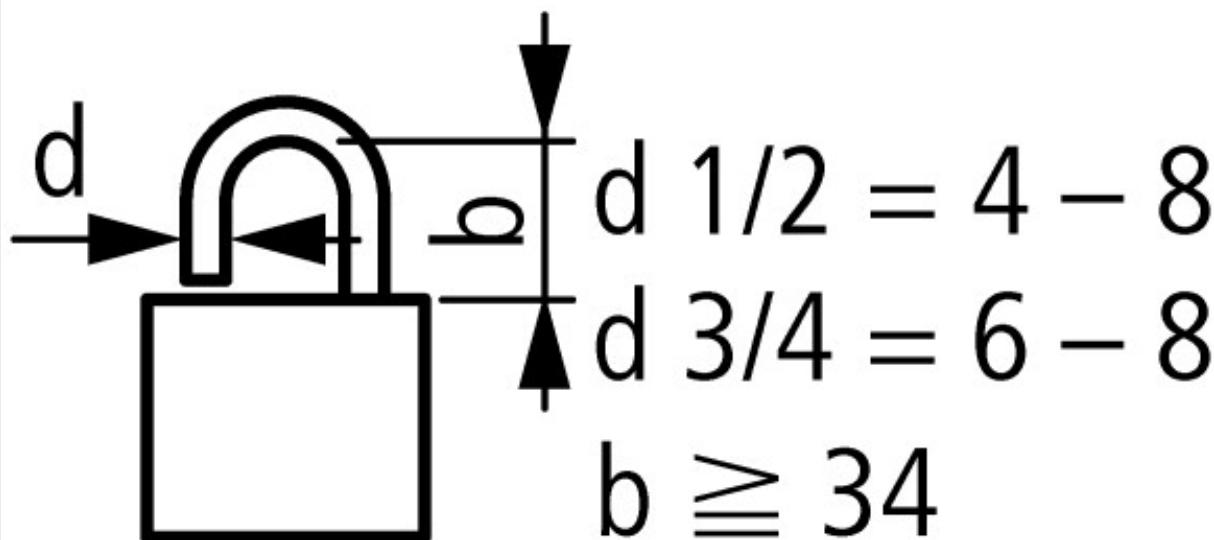
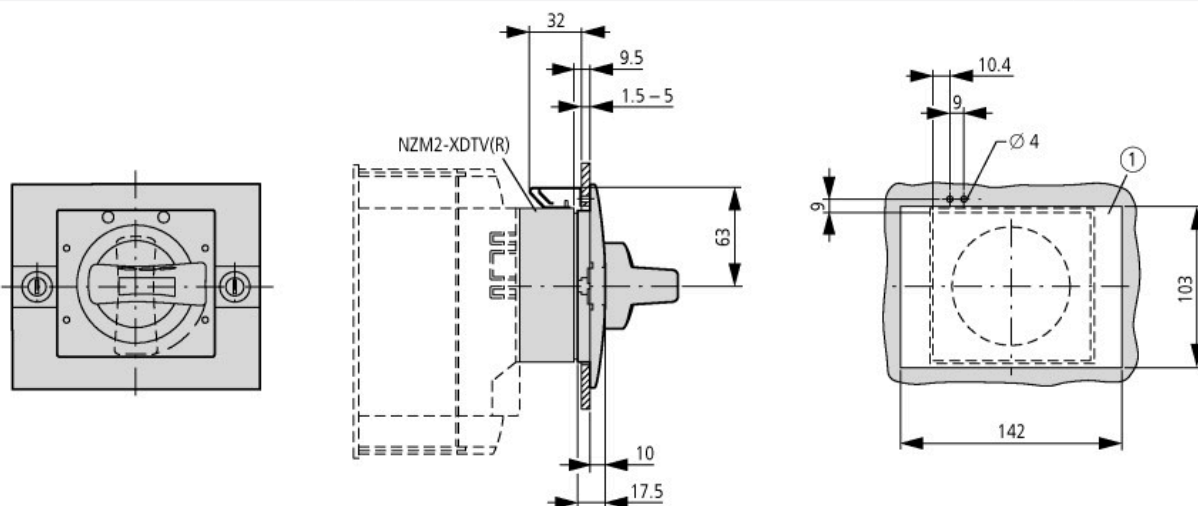
Electric engineering, automation, process control engineering / Low-voltage switch technology / Circuit breaker (LV < 1 kV) / Handle for switch devices (ecl@ss10.0.1-27-37-04-14 [AKF012014])

Lockable	Yes
Colour	Red
Suitable for emergency stop	Yes
With extension shaft	No
Suitable for power circuit breaker	Yes
Suitable for switch disconnecter	Yes

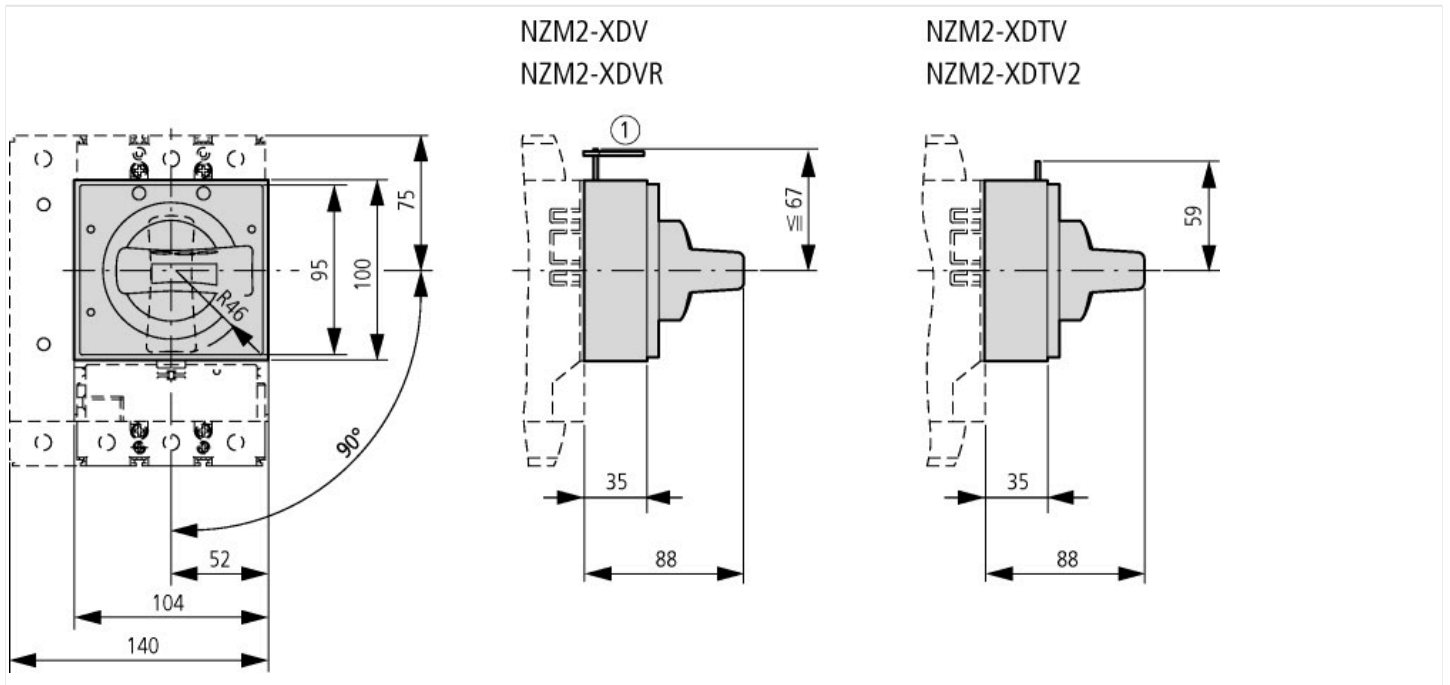
Approvals

Product Standards	UL489; CSA-C22.2 No. 5-09; IEC60947, CE marking
UL File No.	E140305
UL Category Control No.	DIHS
CSA File No.	022086
CSA Class No.	1437-01
North America Certification	UL listed, CSA certified

Dimensions



① Mounting aperture



Additional product information (links)

IL01203005Z (AWA1230-1998) Door coupling rotary handle

IL01203005Z (AWA1230-1998) Door coupling rotary handle

ftp://ftp.moeller.net/DOCUMENTATION/AWA_INSTRUCTIONS/IL01203005Z2019_03.pdf