




Contact element, Cage Clamp, Base fixing, 1 NC, 24 V 3 A, 220 V 230 V 240 V 6 A





Powering Business Worldwide™

Part no. M22-CKC01
 Catalog No. 216387
 Alternate Catalog No. M22-CKC01Q
 EL-Nummer (Norway) 4355770

Delivery program

| | | |
|----------------------------|--|--|
| Basic function accessories | | Contact elements |
| Description | | Cage Clamp is a registered trademark of Wago Kontakttechnik GmbH/Minden, Germany |
| Connection technique | | Cage Clamp |
| Fixing | | Base fixing |
| Degree of Protection | | IP20 |
| Connection to SmartWire-DT | | no |
| Approval | |  |

Contacts

| | | |
|-----------------------|--|--|
| N/C = Normally closed | | 1 NC  |
| Notes | |  = safety function, by positive opening to IEC/EN 60947-5-1 |


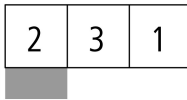
Actuator travel and actuation force as per DIN EN 60947-5-1, K.5.4.1

| | | |
|------------------------------------|----|-----|
| | mm | 4.8 |
| Maximum travel | mm | 5.7 |
| Minimum force for positive opening | N | 15 |

Contact sequence



Contact travel diagram, stroke in connection with front element

| | |
|--------------------------------|--|
| Contact diagram |  |
| Configuration |  |
| Connection type | Single contact |
| Connection technique | Cage Clamp |
| Notes | |
| Up to 3 off per enclosure base | |

Technical data

General

| | | | |
|---|--------------|-----------------|--|
| Standards | | | IEC 60947-5-1 |
| Lifespan, mechanical | Operations | $\times 10^6$ | > 5 |
| Operating frequency | Operations/h | | ≤ 3600 |
| Actuating force | n | | ≤ 5 |
| Degree of Protection | | | IP20 |
| Climatic proofing | | | Damp heat, constant, to IEC 60068-2-78 Damp heat, cyclic, to IEC 60068-2-30 |
| Ambient temperature | | | |
| Open | | °C | -25 - +70 |
| Mechanical shock resistance to IEC 60068-2-27 Shock duration 11 ms, half-sinusoidal | | g | > 30 |
| Terminal capacities | | mm ² | |
| Solid | | mm ² | 0.75 - 2.5 |
| Stranded | | mm ² | 0.5 - 2.5 |
| Flexible with ferrule | | mm ² | 0.5 - 1.5 |

Contacts

| | | | |
|---------------------------------------|-----------|-------------------|---|
| Rated impulse withstand voltage | U_{imp} | V AC | 6000 |
| Rated insulation voltage | U_i | V | 500 |
| Overvoltage category/pollution degree | | | III/3 |
| Control circuit reliability | | | |
| at 24 V DC/5 mA | H_F | Fault probability | $< 10^{-7}$ (i.e. 1 failure to 10^7 operations) |
| at 5 V DC/1 mA | H_F | Fault probability | $< 5 \times 10^{-6}$ (i.e. 1 failure in 5×10^6 operations) |
| Max. short-circuit protective device | | | |
| Fuseless | | Type | PKZM0-10/FAZ-B6/1 |
| Fuse | gG/gL | A | 10 |

Switching capacity

| | | | |
|---------------------------|-------|---|-----|
| Rated operational current | I_e | A | |
| AC-15 | | | |
| 115 V | I_e | A | 6 |
| 220 V 230 V 240 V | I_e | A | 6 |
| 380 V 400 V 415 V | I_e | A | 4 |
| 500 V | I_e | A | 2 |
| DC-13 | | | |
| 24 V | I_e | A | 3 |
| 42 V | I_e | A | 1.7 |
| 60 V | I_e | A | 1.2 |
| 110 V | I_e | A | 0.8 |
| 220 V | I_e | A | 0.3 |
| Lifespan, electrical | | | |

| | | | |
|---|------------|---------------|-----|
| AC-15 | | | |
| 230 V/0.5 A | Operations | $\times 10^6$ | 1.6 |
| 230 V/1.0 A | Operations | $\times 10^6$ | 1 |
| 230 V/3.0 A | Operations | $\times 10^6$ | 0.7 |
| DV-13 | | | |
| 12 V/2.8 A | Operations | $\times 10^6$ | 1.2 |
| Auxiliary contacts | | | |
| Rated conditional short-circuit current | I_q | kA | 1 |

Design verification as per IEC/EN 61439

| | | | |
|--|------------|----|--|
| Technical data for design verification | | | |
| Rated operational current for specified heat dissipation | I_n | A | 6 |
| Heat dissipation per pole, current-dependent | P_{vid} | W | 0.11 |
| Equipment heat dissipation, current-dependent | P_{vid} | W | 0 |
| Static heat dissipation, non-current-dependent | P_{vs} | W | 0 |
| Heat dissipation capacity | P_{diss} | W | 0 |
| Operating ambient temperature min. | | °C | -25 |
| Operating ambient temperature max. | | °C | 70 |
| IEC/EN 61439 design verification | | | |
| 10.2 Strength of materials and parts | | | |
| 10.2.2 Corrosion resistance | | | |
| | | | Meets the product standard's requirements. |
| 10.2.3.1 Verification of thermal stability of enclosures | | | |
| | | | Meets the product standard's requirements. |
| 10.2.3.2 Verification of resistance of insulating materials to normal heat | | | |
| | | | Meets the product standard's requirements. |
| 10.2.3.3 Verification of resistance of insulating materials to abnormal heat and fire due to internal electric effects | | | |
| | | | Meets the product standard's requirements. |
| 10.2.4 Resistance to ultra-violet (UV) radiation | | | |
| | | | Meets the product standard's requirements. |
| 10.2.5 Lifting | | | |
| | | | Does not apply, since the entire switchgear needs to be evaluated. |
| 10.2.6 Mechanical impact | | | |
| | | | Does not apply, since the entire switchgear needs to be evaluated. |
| 10.2.7 Inscriptions | | | |
| | | | Meets the product standard's requirements. |
| 10.3 Degree of protection of ASSEMBLIES | | | |
| | | | Does not apply, since the entire switchgear needs to be evaluated. |
| 10.4 Clearances and creepage distances | | | |
| | | | Meets the product standard's requirements. |
| 10.5 Protection against electric shock | | | |
| | | | Does not apply, since the entire switchgear needs to be evaluated. |
| 10.6 Incorporation of switching devices and components | | | |
| | | | Does not apply, since the entire switchgear needs to be evaluated. |
| 10.7 Internal electrical circuits and connections | | | |
| | | | Is the panel builder's responsibility. |
| 10.8 Connections for external conductors | | | |
| | | | Is the panel builder's responsibility. |
| 10.9 Insulation properties | | | |
| 10.9.2 Power-frequency electric strength | | | |
| | | | Is the panel builder's responsibility. |
| 10.9.3 Impulse withstand voltage | | | |
| | | | Is the panel builder's responsibility. |
| 10.9.4 Testing of enclosures made of insulating material | | | |
| | | | Is the panel builder's responsibility. |
| 10.10 Temperature rise | | | |
| | | | The panel builder is responsible for the temperature rise calculation. Eaton will provide heat dissipation data for the devices. |
| 10.11 Short-circuit rating | | | |
| | | | Is the panel builder's responsibility. The specifications for the switchgear must be observed. |
| 10.12 Electromagnetic compatibility | | | |
| | | | Is the panel builder's responsibility. The specifications for the switchgear must be observed. |
| 10.13 Mechanical function | | | |
| | | | The device meets the requirements, provided the information in the instruction leaflet (IL) is observed. |

Technical data ETIM 7.0

| | | | |
|--|--|---|---|
| Low-voltage industrial components (EG000017) / Auxiliary contact block (EC000041) | | | |
| Electric engineering, automation, process control engineering / Low-voltage switch technology / Component for low-voltage switching technology / Auxiliary switch block (ecl@ss10.0.1-27-37-13-02 [AKN342013]) | | | |
| Number of contacts as change-over contact | | | 0 |
| Number of contacts as normally open contact | | | 0 |
| Number of contacts as normally closed contact | | | 1 |
| Number of fault-signal switches | | | 0 |
| Rated operation current I_e at AC-15, 230 V | | A | 6 |

| | | |
|-----------------------------|--|-------------------------|
| Type of electric connection | | Spring clamp connection |
| Model | | Top mounting |
| Mounting method | | Floor fastening |
| Lamp holder | | None |

Approvals

| | | |
|-----------------------------|--|--|
| Product Standards | | IEC/EN 60947-5; UL 508; CSA-C22.2 No. 14-05; CSA-C22.2 No. 94-91; CE marking |
| UL File No. | | E29184 |
| UL Category Control No. | | NKCR |
| CSA File No. | | 012528 |
| CSA Class No. | | 3211-03 |
| North America Certification | | UL listed, CSA certified |
| Degree of Protection | | UL/CSA Type: - |

Dimensions

Pushbutton with M22-(C)K...
 Pushbutton with M22-(C) LED... + M22-XLED...

Additional product information (links)

| | |
|-------------------------------------|---|
| DGUV Test Mark Customer Information | http://www.dguv.de/medien/dguv-test-medien/_pdf_zip_doc_ppt/agb-und-pzo/dguv_test_zeichen_infoblatt_kunden.pdf |
|-------------------------------------|---|