



Circuit-breaker, 4p, 3200A, fixed


Part no. IZM32H4-P32F  
 Catalog No. 124154

**Delivery program**

Product range			Air circuit-breakers/switch-disconnectors
Product range			Open circuit-breakers
Current Range			4000 to 6300 A
Protective function			Universal protection and power measurement
Installation type			Fixed
Construction size			IZM32
Standard/Approval			IEC
Number of poles			4 pole
Degree of Protection			IP20, IP55 with protective cover, IP41 with door sealing frame
Rated current = rated uninterrupted current	$I_n = I_u$	A	3200
Rated ultimate short-circuit breaking capacity up to 440V/690V 42/42	$I_{cu}$	kA	100
Rated service short-circuit breaking capacity up to 440V/690V 42/42	$I_{cs}$	kA	100
Overload release, min.	$I_r$	A	1280
Overload release, max.	$I_r$	A	3200
Non-delayed 	$I_i = I_n \times \dots$		2 - 10, OFF
Delayed 	$I_{sd} = I_r \times \dots$		2 - 10
<b>Notes</b>			
Including rear connection main terminals and secondary terminal blocks according to ordered breaker options.			

**Technical data**

**General**

Standards			IEC/EN 60947
Ambient temperature			
Storage	$\theta$	°C	-25 - +70 (device with LCD-display -20 - +70)
Operating (open)		°C	-25 - +70 (device with LCD-display -20 - +70)
Mounting position			
Utilization category			B
Degree of Protection			IP20, IP55 with protective cover, IP41 with door sealing frame
Direction of incoming supply			as required

**Main conducting paths**

Rated current = rated uninterrupted current	$I_n = I_u$	A	3200
Rated uninterrupted current at 50 °C	$I_u$	A	3100
Rated uninterrupted current at 60 °C	$I_u$	A	2800
Rated uninterrupted current at 70 °C	$I_u$	A	2550

Rated impulse withstand voltage	$U_{imp}$	V AC	8000
Rated operational voltage	$U_e$	V AC	690
Use in IT electrical power networks up to $U = 440$ V	$I_{IT}$	kA	39
Overvoltage category/pollution degree			III/3
Rated insulation voltage	$U_i$	V	1000

### Switching capacity

Rated short-circuit making capacity	$I_{cm}$		
up to 440 V 50/60 Hz	$I_{cm}$	kA	210
up to 690 V 50/60 Hz	$I_{cm}$	kA	179
Rated short-time withstand current 50/60 Hz			
$t = 1$ s	$I_{cw}$	kA	85
$t = 3$ s	$I_{cw}$	kA	65
Rated short-circuit breaking capacity $I_{cn}$	$I_{cn}$		
IEC/EN 60947 operating sequence $I_{cu}$ 0-t-CO			
up to 240 V 50/60 Hz	$I_{cu}$	kA	100
up to 440 V 50/60 Hz	$I_{cu}$	kA	100
up to 690 V 50/60 Hz	$I_{cu}$	kA	85
IEC/EN 60947 operating sequence $I_{cs}$ 0-t-CO-t-CO			
up to 240 V 50/60 Hz	$I_{cs}$	kA	100
up to 440 V 50/60 Hz	$I_{cs}$	kA	100
up to 690 V 50/60 Hz	$I_{cs}$	kA	85
Operating times			
Closing delay via spring release		ms	30
Break times		ms	40
Total opening delay via shunt release		ms	35
Total opening delay via undervoltage release		ms	35/70
Total opening delay on non-delayed short-circuit release (up to complete arc quenching)		ms	35
Maximum operating frequency	Operations/h		60
Heat dissipation at rated current $I_n$			
Fixed mounting		W	320
Withdrawable units (switch with cassette)		W	800

### Weight

Fixed mounting			
3-pole		kg	70
4-pole		kg	89
Withdrawable			
3-pole		kg	88
4-pole		kg	115
Cassette			
3 pole		kg	60
4 pole		kg	73

### Terminal capacities

Copper bar			
Fixed mounting			
Black		mm	3 x 10 x 100
Withdrawable units			
Black		mm	3 x 10 x 100
			Permissible continuous current for circuit-breakers operating in switchboards at various internal ambient temperatures. The switchboard's internal ambient temperature should be estimated using the calculation methods of IEC regulation.
Other technical data (sheet catalogue)			Tripping characteristics for universal protection and power quality Notes - tripping characteristics

## Design verification as per IEC/EN 61439

Technical data for design verification			
--	--	--	--

Operating ambient temperature max.	°C	-25
Operating ambient temperature max.	°C	70

**Dimensions**



**Additional product information (links)**

Notes - tripping characteristics	<a href="http://ecat.moeller.net/flip-cat/?edition=HPLEN&amp;startpage=18.88">http://ecat.moeller.net/flip-cat/?edition=HPLEN&amp;startpage=18.88</a>
Tripping characteristics for universal protection and power quality	<a href="http://ecat.moeller.net/flip-cat/?edition=HPLEN&amp;startpage=18.82">http://ecat.moeller.net/flip-cat/?edition=HPLEN&amp;startpage=18.82</a>