


Circuit-breaker, 3p, 800A, fixed

Part no. IZM20B3-A08F  
 Catalog No. 123400

**Delivery program**

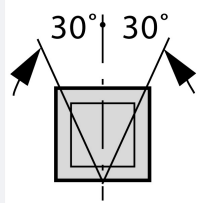
Product range			Air circuit-breakers/switch-disconnectors
Product range			Open circuit-breakers
Current Range			4000 to 6300 A
Protective function			System protection
Installation type			Fixed
Construction size			IZM20
Standard/Approval			IEC
Number of poles			3 pole
Degree of Protection			IP20, IP55 with protective cover, IP41 with door sealing frame
Rated current = rated uninterrupted current	$I_n = I_u$	A	800
Rated ultimate short-circuit breaking capacity up to 440V/690V 42/42	$I_{cu}$	kA	50
Rated service short-circuit breaking capacity up to 440V/690V 42/42	$I_{cs}$	kA	50
Overload release, min.	$I_r$	A	320
Overload release, max.	$I_r$	A	800
Non-delayed	$I_j = I_n \times \dots$		2 - 10



**Notes**  
 Including rear connection main terminals and secondary terminal blocks according to ordered breaker options.

**Technical data**

**General**

Standards			IEC/EN 60947
Ambient temperature			
Storage	θ	°C	-25 - +70 (device with LCD-display -20 - +70)
Operating (open)		°C	-25 - +70 (device with LCD-display -20 - +70)
Mounting position			
Utilization category			B
Degree of Protection			IP20, IP55 with protective cover, IP41 with door sealing frame
Direction of incoming supply			as required

**Main conducting paths**

Rated current = rated uninterrupted current	$I_n = I_u$	A	800
Rated uninterrupted current at 50 °C	$I_u$	A	800
Rated uninterrupted current at 60 °C	$I_u$	A	800
Rated uninterrupted current at 70 °C	$I_u$	A	800
Rated impulse withstand voltage	$U_{imp}$	V AC	8000
Rated operational voltage	$U_e$	V AC	690

Use in IT electrical power networks up to U = 440 V	I <sub>IT</sub>	kA	21
Overvoltage category/pollution degree			III/3
Rated insulation voltage	U <sub>i</sub>	V	1000

### Switching capacity

Rated short-circuit making capacity	I <sub>cm</sub>		
up to 440 V 50/60 Hz	I <sub>cm</sub>	kA	105
up to 690 V 50/60 Hz	I <sub>cm</sub>	kA	105
Rated short-time withstand current 50/60 Hz			
t = 1 s	I <sub>cw</sub>	kA	50
Rated short-circuit breaking capacity I <sub>cn</sub>	I <sub>cn</sub>		
IEC/EN 60947 operating sequence I <sub>cu</sub> 0-t-CO			
up to 240 V 50/60 Hz	I <sub>cu</sub>	kA	50
up to 440 V 50/60 Hz	I <sub>cu</sub>	kA	50
up to 690 V 50/60 Hz	I <sub>cu</sub>	kA	50
IEC/EN 60947 operating sequence I <sub>cs</sub> 0-t-CO-t-CO			
up to 240 V 50/60 Hz	I <sub>cs</sub>	kA	50
up to 440 V 50/60 Hz	I <sub>cs</sub>	kA	50
up to 690 V 50/60 Hz	I <sub>cs</sub>	kA	50
Operating times			
Closing delay via spring release		ms	30
Break times		ms	40
Total opening delay via shunt release		ms	35
Total opening delay via undervoltage release		ms	35/70
Total opening delay on non-delayed short-circuit release (up to complete arc quenching)		ms	35
Maximum operating frequency	Operations/h		60
Heat dissipation at rated current I <sub>n</sub>			
Fixed mounting		W	60
Withdrawable units (switch with cassette)		W	110

### Weight

Fixed mounting			
3-pole		kg	43
4-pole		kg	54
Withdrawable			
3-pole		kg	48
4-pole		kg	62
Cassette			
3 pole		kg	34
4 pole		kg	38

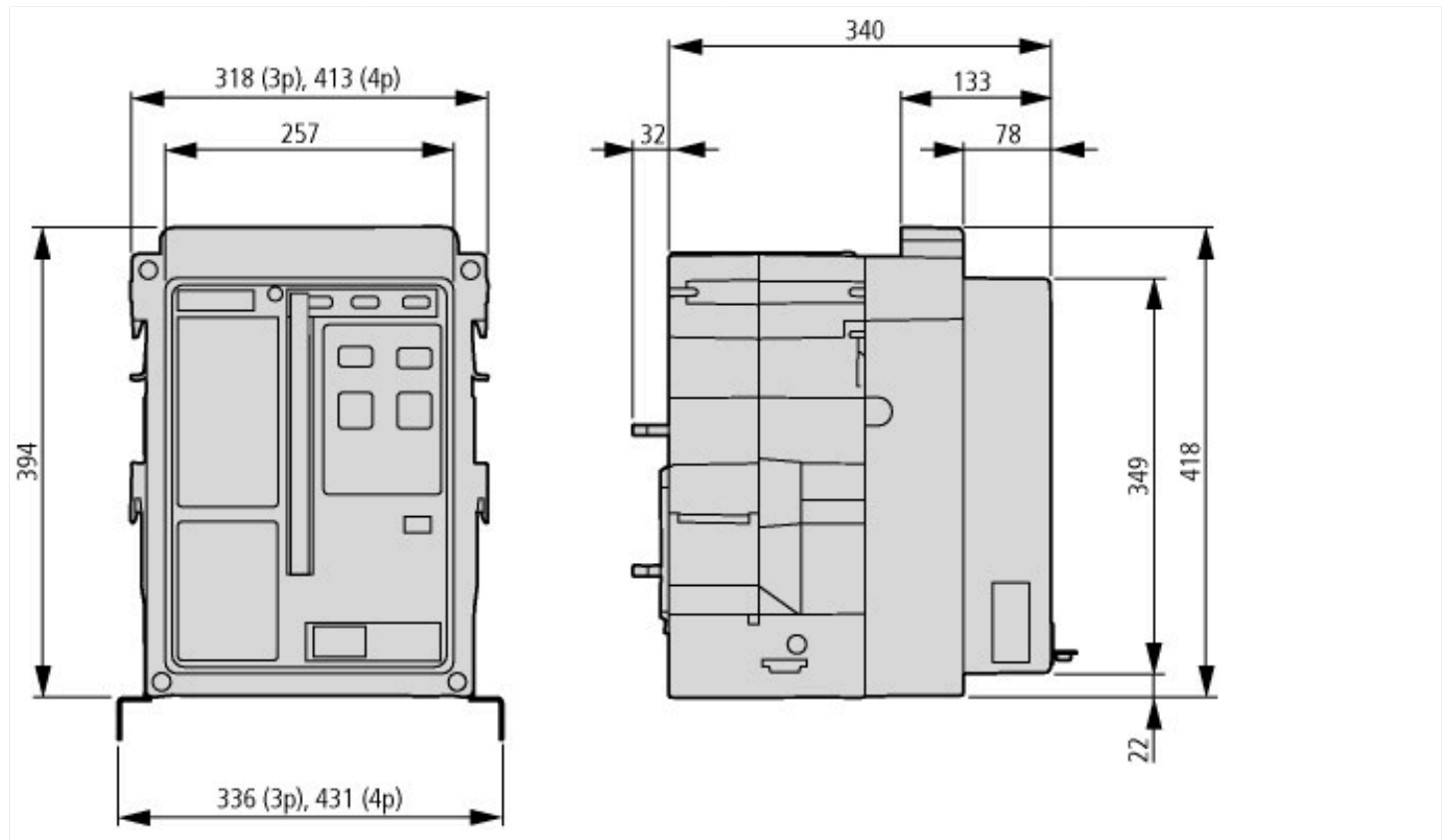
### Terminal capacities

Copper bar			
Fixed mounting			
Black		mm	2 x 5 x 50
Withdrawable units			
Black		mm	2 x 5 x 50
			Permissible continuous current for circuit-breakers operating in switchboards at various internal ambient temperatures. The switchboard's internal ambient temperature should be estimated using the calculation methods of IEC regulation.
Other technical data (sheet catalogue)			Tripping characteristics for selective protection Notes - tripping characteristics

### Design verification as per IEC/EN 61439

Technical data for design verification			
Operating ambient temperature max.		°C	-25
Operating ambient temperature max.		°C	70

## Dimensions



## Additional product information (links)

Tripping characteristics for selective protection	<a href="http://ecat.moeller.net/flip-cat/?edition=HPLEN&amp;startpage=18.78">http://ecat.moeller.net/flip-cat/?edition=HPLEN&amp;startpage=18.78</a>
Notes - tripping characteristics	<a href="http://ecat.moeller.net/flip-cat/?edition=HPLEN&amp;startpage=18.88">http://ecat.moeller.net/flip-cat/?edition=HPLEN&amp;startpage=18.88</a>