



REMOTE OPEATOR R-PKZ2



Powering Business Worldwide™

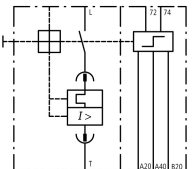
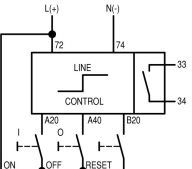
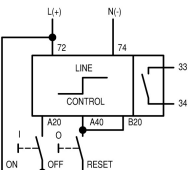
Part no.

RE-
PKZ2(220-240V50/60HZ,DC)

Article no.

063676

Delivery programme

Product range		Accessories: PKZ2 System - PRODUCT DISCONTINUATION IN 2012
Accessories		Remote operator
Contact sequence		
Circuit diagram for pulsed operation		
OFF and RESET separate		
Contact diagram		
OFF equals RESET		
		
		<p>Power and control sections (line and control) have the same potential</p> <p>Pulsed (\approx 2 VA/W, 15 ms) and two-wire control activation available</p> <p>Upon activation, the power section is supplied with power directly from the mains (700 VA/W, 30 ms)</p> <p>Control section can be actuated with: NHI, AGM, ETS4-VS3, M22-(C)K..., PLC with potential-free contacts without RC suppressor circuit</p>

Notes

Can be fitted to circuit-breaker and (high-capacity) compact starter. Remote On/Off switching of circuit-breaker and trip reset to OFF.

Remote operator can be switched off locally and the thumb-grip locked using 6 mm padlock.

Suitable for use with AC or DC.

Can be combined with U, U-HI20, UVHI-PKZ2 voltage releases or A-PKZ2.

NHI standard auxiliary contact is always required in addition for combination of circuit-breaker and RE/RS-PKZ2 remote operator.

Cannot be used in conjunction with (R)H-PKZ2 door-coupling handle.

Mounting is possible in On and Off switch positions.

Internal electronic interlocking always makes "Off" a priority.

A green background to the slide indicates the  "Hand" position with contacts (33/34) open.

A red background to the slide indicates the  "Auto" position with contacts (33/34) closed.

In the "Hand" position, remote switching is not possible.

Notes

Accessories

1 Motor-protective circuit-breaker, circuit-breakers
 3 Standard auxiliary contact
 5 Trip-indicating auxiliary contact
 additional accessories

Page

→ 021859
 → 090677
 → 017115
 → 026234

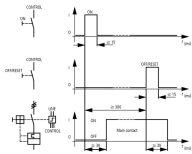
Accessories

2 (high-capacity) compact starters
 4 Standard auxiliary contact
 5 Trip-indicating auxiliary contact
 9 Clip plate

Page

→ 063472
 → 090677
 → 017115
 → 052710

Minimum command time:



Approvals

Product Standards

UL File No.

UL CCN

CSA File No.

CSA Class No.

NA Certification

Specially designed for NA

UL 508; CSA-C22.2 No. 14; IEC60947-4-1; CE marking

E29184

NKCR

12528

3211-05

UL listed, CSA certified

No

Remote operator

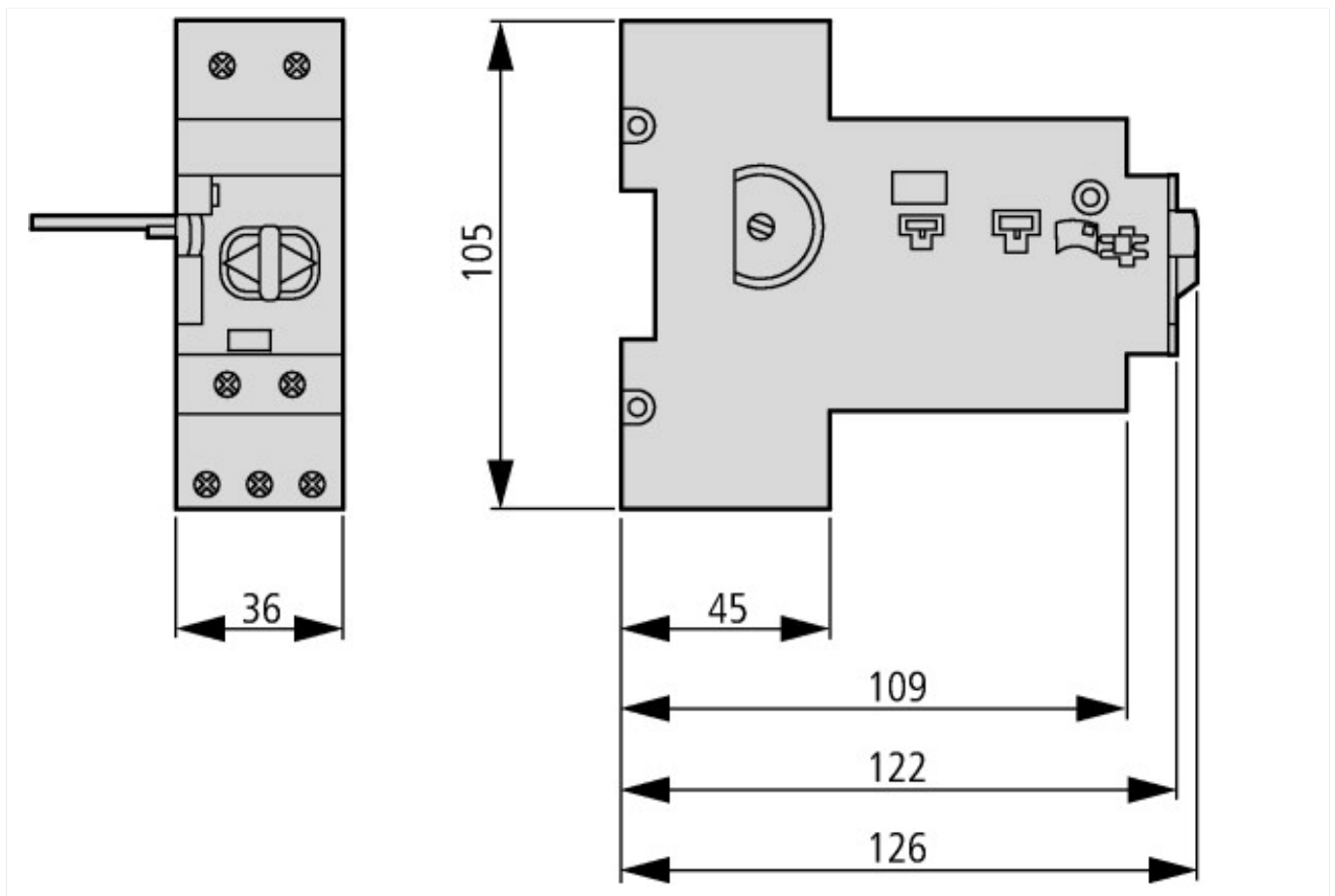
Rated impulse withstand voltage	U_{imp}	V AC	6000
Overvoltage category/pollution degree			III/3
Rated operating voltage	U_e	V AC	380 - 440
Rated operating voltage	U_e	V DC	24 - 240
Safe isolation to VDE 0106 Part 101 and Part 101 A1 between auxiliary contacts and main contacts		V AC	500
Required short-time rating (30 ms)		VA/ W	700
Control transformer short-time rating		VA	1000
Shortcircuit voltage		%	4.4
Closing delay		ms	≤ 30
Opening delay		ms	30
Reset time to Off		ms	30
Maximum operating frequency		Ops./ h	
Max. operating frequency		Ops./ h	60
Operating range			
AC		$x U_s$	0.85 - 1.1
DC		$x U_s$	0.85 - 1
Lifespan, electrical	Operations	$x 10^6$	0.05
Integral auxiliary contacts (make contact 33/34 Hand/Auto indication)			
Conventional free air thermal current I_{th}	I_{th}	A	1.5

Rated operational current	I_e	A	
AC--14			
230/240 V	I_e	A	1.5
400/415 V	I_e	A	1
440 V	I_e	A	0.5
Terminal capacities		mm ²	
Solid or flexible conductor with ferrule		mm ²	1 x (0.75 - 2.5) 2 x (0.75 - 2.5)
Solid or stranded		AWG	22 - 14

Technical data ETIM 4.0

Rated control voltage U_s at AC 50 Hz		V	240
Rated control voltage U_s at AC 60 Hz		V	240
Rated control voltage U_s at DC		V	240
Design of contact module			Magnet system
Voltage type for actuation			AC/DC

Dimensions



Additional product information (links)

AWA1280-1240 Remote operator	
	AWA1280-1240 Remote operator
Motor starters and "Special Purpose Ratings" for the North American market	http://www.moeller.net/binary/ver_techpapers/ver953en.pdf
Busbar Component Adapters for modern Industrial control panels	http://www.moeller.net/binary/ver_techpapers/ver960en.pdf