



## COMBIN. MOTOR-STARTER PKZ2



Powering Business Worldwide™

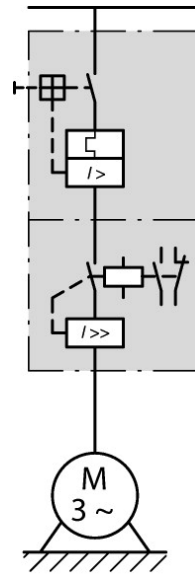
**Part no.** PKZ2/ZM-6/  
S(230V50HZ,240V60HZ)

**Article no.** 063512

### Delivery programme

Product range			Compact starter PKZ2
Basic function			DOL starters (complete units)
Basic device			High-capacity compact starter PKZ2
Max. motor rating			
AC-3			
220 V 230 V 240 V			
220 V 230 V	P	kW	1.1
380 V 400 V 415 V			
380 V 400 V	P	kW	2.2
380 V 400 V 415 V			
380 V 400 V 415 V	P	kW	2.2
440 V	P	kW	3
500 V	P	kW	3
660 V 690 V			
660 V 690 V	P	kW	4
<b>Motor ratings</b>			
Rated operational current			
400 V	$I_e$	A	5
500 V	$I_e$	A	4 5.3
Rated short-circuit current 380 - 415 V	$I_q$	kA	100
Rated short-circuit current 500 V	$I_q$	kA	100
Rated uninterrupted current	$I_u$	A	6
<b>Setting range</b>			
Overload releases	$I_r$	A	4 - 6
Short-circuit releases	$I_{rm}$	A	50 - 80
Setting range of overload releases	$I_r$	A	4 - 6
Overload releases	$I_r$	A	4 - 6
Non-delayed	$I_{rm}$	A	50 - 80
Short-circuit releases			
max.		A	80
Coordination			Type of coordination "2"

Contact sequence



AC voltage

Actuating voltage

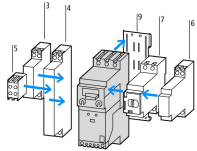
230 V 50 Hz, 240 V 60 Hz

Notes

Rated short-circuit current  $I_q = 100 \text{ kA}/400 \text{ V}$

High-capacity contact module has built-in auxiliary contacts: 1 M/1 B

Notes



Accessories

- 3 Standard auxiliary contact
- 4 Standard auxiliary contact
- 5 Trip-indicating auxiliary contact
- 6 Shunt release, undervoltage release
- 7 Remote operators
- 9 Clip plate
- Other accessories
- Further actuating voltages
- Manual

Page

- 090677
- 007623
- 017115
- 063967
- 063676
- 052710
- 026234
- 058902
- 266166

Single-phasing sensitivity to IEC/EN 60947-4-1

Supplied fitted to C-PKZ2 clip plate, can be snap fitted to one or two IEC/EN 60715 top-hat rails, height 15 mm

Overload release, adjustable  $I_r = 0.6 - 1.0 \times I_u$

Short-circuit release adjustable  $I_{rm} = 8.5 - 14 \times I_u$  factory set to  $12 \times I_u$ .



PTB 02 ATEX 3152  
Observe manual.

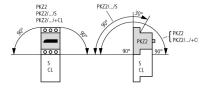
Approvals

Product Standards  
UL File No.  
UL CCN  
CSA File No.  
CSA Class No.  
NA Certification  
Specially designed for NA  
Suitable for

IEC/EN 60947-4-1; UL 508; CSA-C22.2 No. 14-05; CE marking  
E36332  
NLRV  
012528  
3211-05  
UL listed, CSA certified  
No  
Branch circuit: as manual controller with contactor, suitable for group installations

General

Standards	IEC/EN 60947, VDE 0660, UL 508, CSA C 22.2 No. 14, GL, LR, DNV, PRS, BV, RINA, RS, EZU, MEEI
Standards	UL 508 (on request) CSA C 22.2 No. 14 (on request)
Climatic proofing	Damp heat, constant to IEC 60068-2-78 Damp heat, cyclic to IEC 60068-2-30

Ambient temperature		°C	
Storage		°C	- 25 - 70
Open		°C	- 25 - 60
Enclosed		°C	- 25 - 40
Mounting position			
Direction of incoming supply			as required
Protection type			IP00
Mechanical shock resistance			
Half-sinusoidal shock 20 ms to IEC 60068-2-27		g	8
Altitude		m	2000
Terminal capacities		mm <sup>2</sup>	
Solid or stranded		mm <sup>2</sup>	1 x (1 - 16) 2 x (1 - 6)
Flexible with ferrule		mm <sup>2</sup>	1 x (1.5 - 10) 2 x (1.5 - 6)
Solid or stranded		AWG	14 - 6
Specified tightening torque for terminal screws			
Main cable		Nm	1.8
Control circuit cables		Nm	1

### Main conducting paths

Rated impulse withstand voltage	$U_{imp}$	V AC	6000
Overvoltage category/pollution degree			III/3
Rated operational voltage	$U_e$	V AC	690
Rated operational voltage	$U_e$	V	230 - 415
Rated uninterrupted current = rated operational current	$I_u = I_e$	A	40
Rated frequency		Hz	50 - 60
Current heat loss (3-pole at operating temperature)		W	23
Lifespan, mechanical	Operations	x $10^6$	5
Lifespan, electrical			
100 % AC-3	Operations	x $10^6$	1
AC-4	Operations	x $10^6$	0.03
Motor switching capacity		kA <sub>rms</sub>	
AC-3 (up to 690 V)		A	40
DC-5 up to 250 V		A	40
DC application			
Rated short-circuit breaking capacity $I_{cn}$	$I_{cn}$		
$I_{cn}$ (250 V DC), L/R = 15 ms		kA	50
$I_{cn}$ (125 V DC), L/R = 15 ms		kA	65
Operating times under short-circuit conditions			
Minimum command time		ms	Approx. 2
Opening delay		ms	Approx. 0.5
Total opening delay		ms	4

### Additional technical data

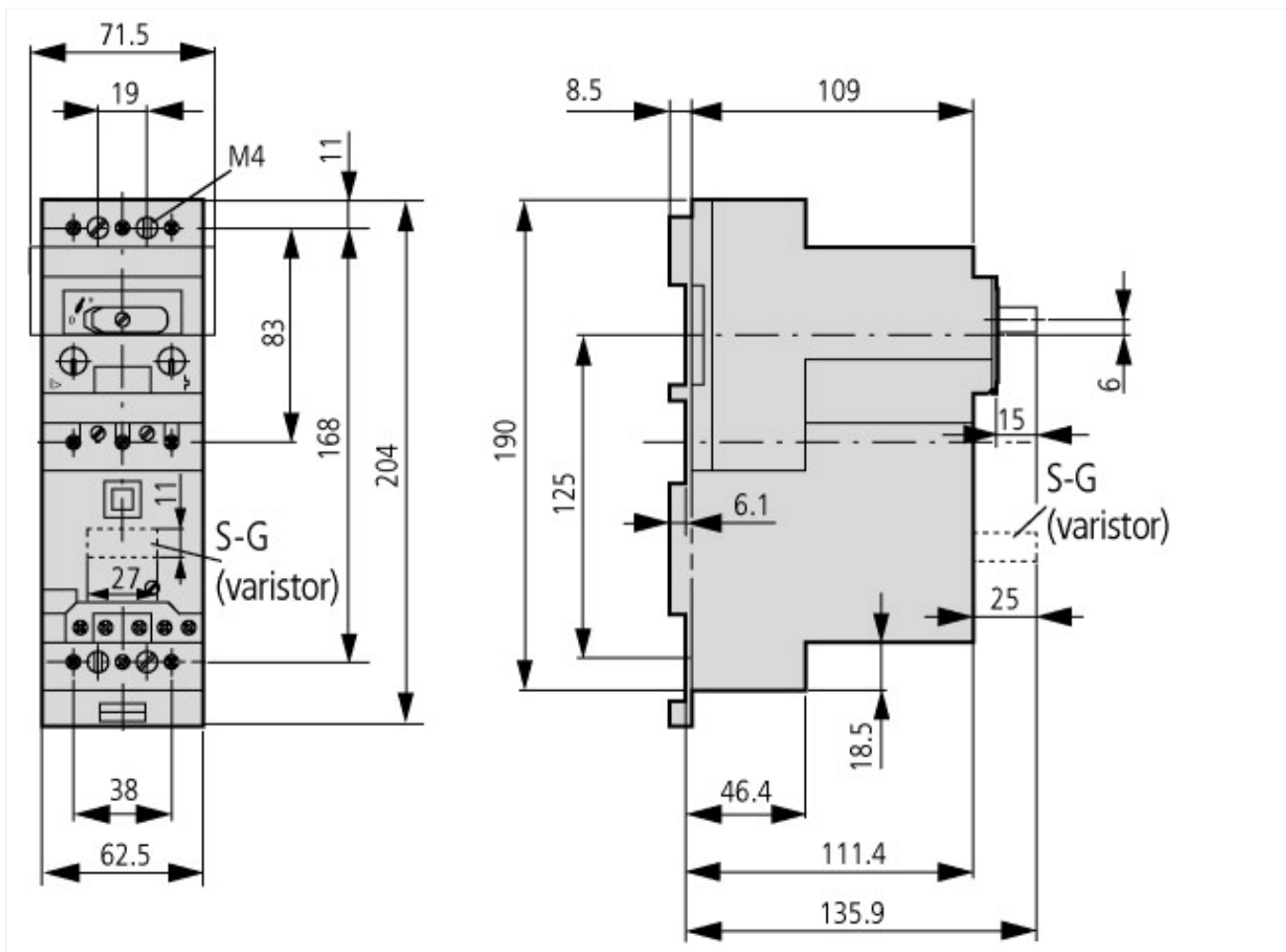
Further information			PKZM0 motor-protective circuit-breakers, see motor-protective circuit-breakers/PKZM0 product group DILM contactors, see contactors product group DILET timing relay, ETR, see contactors, electronic timing relays product group
---------------------	--	--	--

### Technical data ETIM 4.0

Connection type main circuit			Screw connection
Protection type (IP)			IP00

Rated control voltage $U_s$ at AC 60HZ	V	240
Function		DOL starter
Setting range of overload releases	A	6
Type of coordination		2
Motor rating at AC-3, 400 V	kWh	2.2
Voltage type for actuation		AC
Rated operational current $I_e$	A	6
Rated control voltage $U_s$ at DC	V	0
Rated conditional short-circuit current $I_q$	kA	100
With short-circuit release		YES
Bus-capable		No
Rated control voltage $U_s$ at AC 50HZ	V	230

## Dimensions



## Additional product information (links)

<b>AWA1280-0876 Motor-protective circuit-breaker</b>	AWA1280-0876 Motor-protective circuit-breaker
<b>AWB1210-1485 PKZ2 motor-protective circuit-breakers, overload monitoring of EEx e motors</b>	AWB1210-1485 PKZ2 motor-protective circuit-breakers, overload monitoring of EEx e motors
Motor starters and "Special Purpose Ratings" for the North American market	<a href="http://www.moeller.net/binary/ver_techpapers/ver953en.pdf">http://www.moeller.net/binary/ver_techpapers/ver953en.pdf</a>
Busbar Component Adapters for modern Industrial control panels	<a href="http://www.moeller.net/binary/ver_techpapers/ver960en.pdf">http://www.moeller.net/binary/ver_techpapers/ver960en.pdf</a>
Moeller_Online Selections Aids	<a href="http://www.moeller.net/en/support/slider/index.jsp">http://www.moeller.net/en/support/slider/index.jsp</a>