



COMBIN. MOTOR-STARTER PKZ2



Powering Business Worldwide™

Part no.

**PKZ2/ZM-6/
SE1A/11(230V50HZ,240V60HZ)**

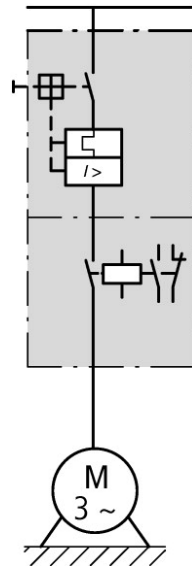
Article no.

063402

Delivery programme

Product range			Compact starter PKZ2
Basic function			DOL starters (complete units)
Basic device			Compact starter PKZ2
Max. motor rating			
AC-3			
220 V 230 V 240 V			
220 V 230 V	P	kW	1.1
380 V 400 V 415 V			
380 V 400 V	P	kW	2.2
380 V 400 V 415 V			
380 V 400 V 415 V	P	kW	2.2
440 V	P	kW	3
500 V	P	kW	3
660 V 690 V			
660 V 690 V	P	kW	4
Motor ratings			
Rated operational current			
400 V	I_e	A	5
500 V	I_e	A	4 5.3
Rated short-circuit current 380 - 415 V	I_q	kA	100
Rated short-circuit current 500 V	I_q	kA	100
Rated uninterrupted current	I_u	A	6
Setting range			
Overload releases	I_r	A	4 - 6
Short-circuit releases	I_{rm}	A	50 - 80
Setting range of overload releases	I_r	A	4 - 6
Overload releases	I_r	A	4 - 6
Non-delayed	I_{rm}	A	50 - 80
Short-circuit releases			
max.		A	80
Coordination			Type of coordination "1"

Contact sequence



AC voltage

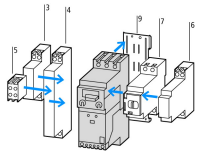
Actuating voltage

230 V 50Hz, 240 V 60 Hz

Notes

1 M/1 B auxiliary contact built into the contact module

Notes



Accessories

- 3 Standard auxiliary contact
- 4 Standard auxiliary contact
- 5 Trip-indicating auxiliary contact
- 6 Shunt release, undervoltage release
- 7 Remote operators
- 9 Clip plate
- Other accessories
- Further actuating voltages
- Manual

Page

- 090677
- 007623
- 017115
- 063967
- 063676
- 052710
- 026234
- 063364
- 266166

Phase failure sensitivity to IEC/EN 60947-4-1, VDE 0660 Part 102
 Supplied fitted to C-PKZ2 clip plate, can be snap fitted to one or two IEC/EN 60715 top-hat rails, height 15 mm

Overload releases, adjustable $I_f = 0.6 - 1.0 \times I_u$
 Adjustable short-circuit releases $I_{rm} = 8.5 - 14 \times I_u$ Factory-set to $12 \times I_u$



PTB 10 ATEX 3&11
 Observe manual.

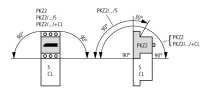
Approvals

Specially designed for NA

No

General

Standards			IEC/EN 60947, VDE 0660, UL 508, CSA C 22.2 No. 14, GL, LR, DNV, PRS, BV, RINA, RS, EZU, MEEI
Standards			UL 508 (on request) CSA C 22.2 No. 14 (on request)
Climatic proofing			Damp heat, constant to IEC 60068-2-78 Damp heat, cyclic to IEC 60068-2-30
Ambient temperature		°C	
Storage		°C	- 25 - 70
Open		°C	- 25 - 60
Enclosed		°C	- 25 - 40

Mounting position			
Direction of incoming supply			as required
Protection type			IP00
Mechanical shock resistance			
Half-sinusoidal shock 20 ms to IEC 60068-2-27		g	8
Altitude		m	2000
Terminal capacities		mm ²	
Solid or stranded		mm ²	1 x (1 - 16) 2 x (1 - 6)
Flexible with ferrule		mm ²	1 x (1.5 - 10) 2 x (1.5 - 6)
Solid or stranded		AWG	14 - 6
Specified tightening torque for terminal screws			
Main cable		Nm	1.8
Control circuit cables		Nm	1

Main conducting paths

Rated impulse withstand voltage	U_{imp}	V AC	6000
Overvoltage category/pollution degree			III/3
Rated operational voltage	U_e	V AC	690
Rated operational voltage	U_e	V	230 - 415
Rated uninterrupted current = rated operational current	$I_u = I_e$	A	40
Rated frequency		Hz	50 - 60
Current heat loss (3-pole at operating temperature)		W	23
Lifespan, mechanical	Operations	x 10 ⁶	5
Lifespan, electrical			
100 % AC-3	Operations	x 10 ⁶	1
AC-4	Operations	x 10 ⁶	0.03
Motor switching capacity		kA _{rms}	
AC-3 (up to 690 V)		A	40
DC-5 up to 250 V		A	40
DC application			
Rated short-circuit breaking capacity I_{cn}	I_{cn}		
I_{cn} (250 V DC), L/R = 15 ms		kA	30
I_{cn} (125 V DC), L/R = 15 ms		kA	50
Operating times under short-circuit conditions			
Minimum command time		ms	Approx. 2
Opening delay		ms	Approx. 0.5
Total opening delay		ms	6

Additional technical data

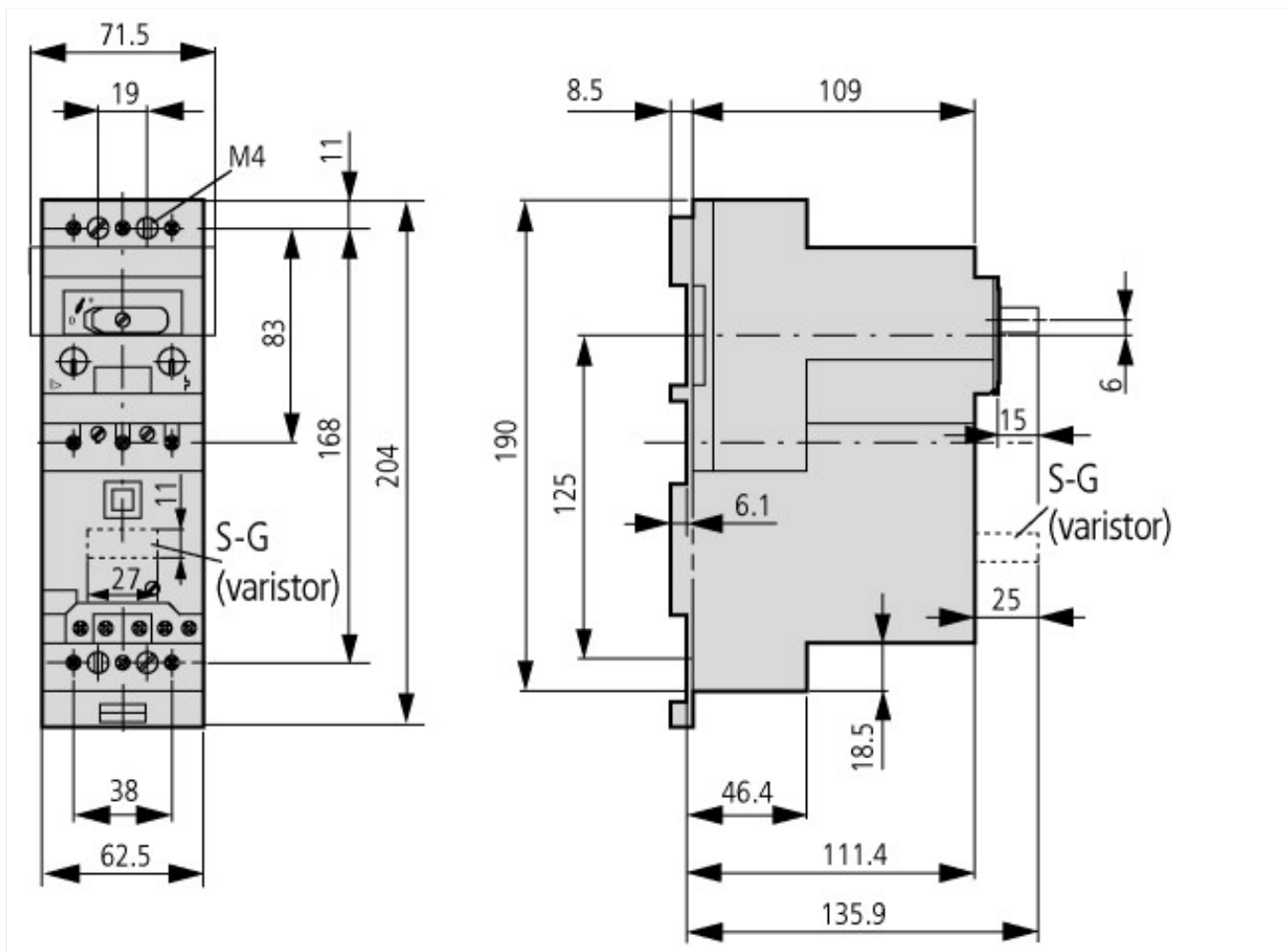
Further information			PKZM0 motor-protective circuit-breakers, see motor-protective circuit-breakers/PKZM0 product group DILM contactors, see contactors product group DILET timing relay, ETR, see contactors, electronic timing relays product group
---------------------	--	--	--

Technical data ETIM 4.0

Connection type main circuit			Screw connection
Protection type (IP)			IP00
Rated control voltage U_s at AC 60HZ		V	240
Function			DOL starter
Setting range of overload releases		A	6
Type of coordination			1

Motor rating at AC-3, 400 V		kWh	2.2
Voltage type for actuation			AC
Rated operational current I _e		A	6
Rated control voltage U _s at DC		V	0
Rated conditional short-circuit current I _q		kA	100
With short-circuit release			YES
Bus-capable			No
Rated control voltage U _s at AC 50HZ		V	230

Dimensions



Additional product information (links)

AWA1280-0876 Motor-protective circuit-breaker	
	AWA1280-0876 Motor-protective circuit-breaker
AWB1210-1485 PKZ2 motor-protective circuit-breakers, overload monitoring of EEx e motors	
	AWB1210-1485 PKZ2 motor-protective circuit-breakers, overload monitoring of EEx e motors
Motor starters and "Special Purpose Ratings" for the North American market	http://www.moeller.net/binary/ver_techpapers/ver953en.pdf
Busbar Component Adapters for modern Industrial control panels	http://www.moeller.net/binary/ver_techpapers/ver960en.pdf
Moeller_Online Selections Aids	http://www.moeller.net/en/support/slider/index.jsp