

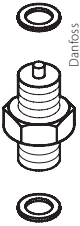

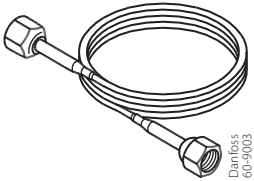


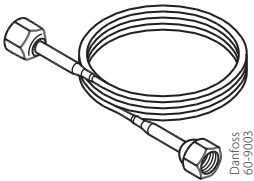
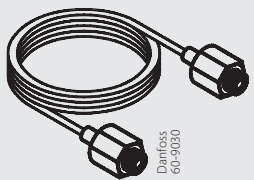
Spare parts and accessories

# Pressure switch

## KP

Description	Qty.	Code no.	Description	Qty.	Code no.		
	<b>Front cover for single switch</b>	1	<b>060-008666</b> <sup>1)</sup>		<b>Angle bracket</b>	<b>060-105666</b>	
	<b>Front cover for dual switch</b>	1	<b>060-011366</b> <sup>1)</sup>		Bracket	1	
					Screw, M4 x 6	4	
	<b>Top cover for single switch</b>	<b>060-109766</b>		Washer	4		
	Top plate	1			<b>Locking plate with screw</b>	<b>060-018966</b>	
	Screw	2			Plate (1)	1	
	<b>Top cover for dual switch</b>	<b>060-109866</b>		Screw (2)	1		
Top plate	1						
Screw	2						
	<b>Protective cap for single switch</b>	1	<b>060-003166</b>		<b>Seal screw for locking plate</b>	2	<b>060-105766</b>
	<b>Protective cap for dual switch</b>	1	<b>060-003266</b>			<b>Screwed cable entry, Pg 13.5</b>	<b>060-105966</b>
				Cable entry		1	
				Nut		1	
	<b>IP55 Enclosure for single switch</b>	1	<b>060-033066</b>				
	<b>IP55 Enclosure for dual switch</b>	1	<b>060-035066</b>				
	<b>Wall bracket</b>	<b>060-105566</b>					
	Bracket	1					
	Screw, M4 x 6	4					
	Washer	4					

<sup>1)</sup> Can be used only if compliance with UL 353 is not needed.

Description	Code no. Multi pack	Code no. Industrial pack	Description	Qty.	Code no.	
Capillary tube, copper ¼ inch or 6 mm flare nut	21 mm tube "tail"			Nipple M10 × 0.75 / G ¼ A <b>060-010466</b>		
	0.5 m	–		060-019066 <sup>1)</sup>	Nipple	1
	1.0 m	<b>060-004866</b>	<b>060-019166</b> <sup>1)</sup>	Alu gasket	2	
	1.5 m	–	<b>060-019266</b> <sup>1)</sup>		Cutting ring coupling for 6 mm steel tube <b>060B121066</b>	
	2.0 m	<b>060-016366</b>	<b>060-019366</b> <sup>1)</sup>			
	50 mm tube "tail"			Weld nipple M10 × 0.75 for NH <sub>3</sub> <b>060-005766</b>		
	0.5 m	–		<b>060-007066</b> <sup>1)</sup>	Union	1
	1.0 m	<b>060-017166</b>		<b>060-007166</b> <sup>2)</sup>	Nipple, OD 6 mm × 150 mm	1
	1.5 m	–		<b>060-007266</b> <sup>1)</sup>	Alu gasket	1
	2.25 m	<b>060-017666</b>		–		Damping device, ID = 0.3 mm <b>060-104866</b>
	with Schraeder valve opener					
	0.5 m	–		<b>060-000466</b> <sup>1)</sup>		
	1.0 m	–		<b>060-000566</b> <sup>1)</sup>		
	1.5 m	<b>060-002366</b>		–		
	Capillary tube, steel not for NH <sub>3</sub>	¼ inch or 6 mm flare nut				
	1.0 m	<b>060-016766</b>	–			
	1.5 m	<b>060-016866</b>	–			
Capillary tube, steel for NH <sub>3</sub>	M10 × 0.75					
	1.0 m	<b>060-007866</b>	–			
	G ¾ and M10 × 0.75					
	1.0 m	<b>060-008266</b>	–			

<sup>1)</sup> 50 pcs.

<sup>2)</sup> 40 pcs.