

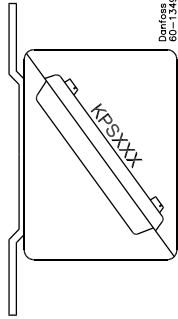
Installation guide

Pressure switch

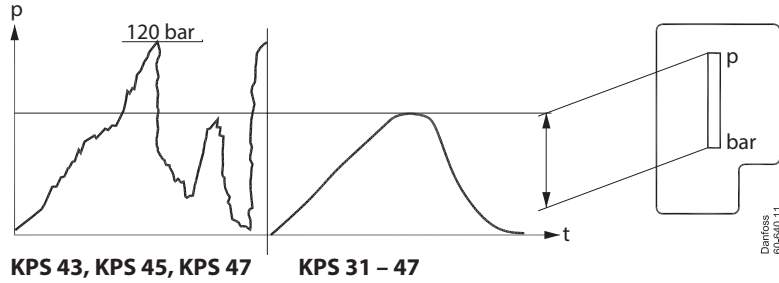
KPS 31 – KPS 47

060R9302

060R9302

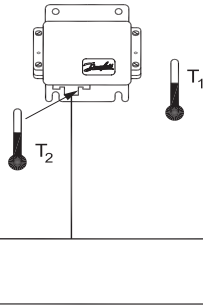


Danfoss
60-456,10



KPS 43, KPS 45, KPS 47 KPS 31 – 47

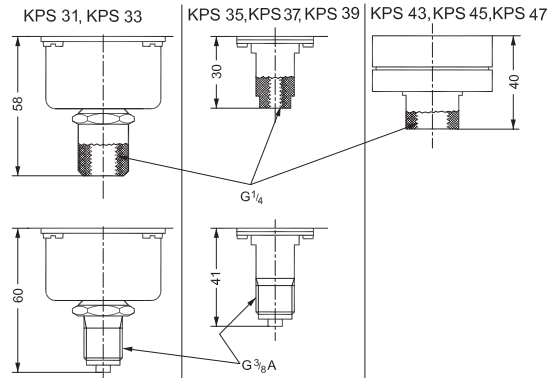
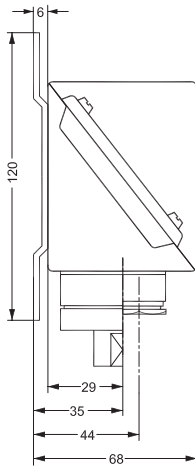
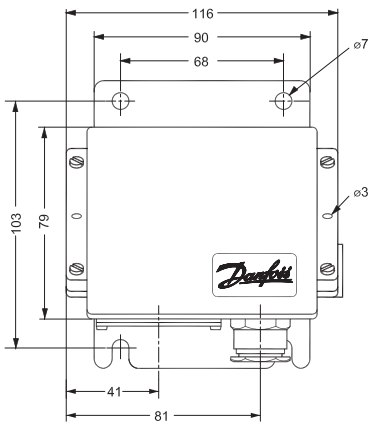
Danfoss
60-440,11



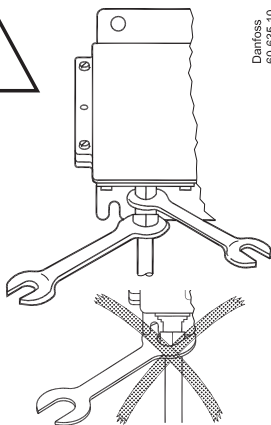
Danfoss
60-456,12

Type	T ₁ min. [°C]	T ₂ max. [°C]	T ₂ max. [°C]	T ₂ max. [°C]
KPS 31, KPS 33, KPS 35, KPS 37, KPS 39	-40	-40	70	100
KPS 43, KPS 45, KPS 47	-25	-25		

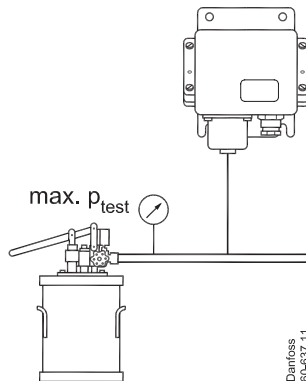
T₂ max. for water and seawater is 80 °C



Danfoss
60-459,9

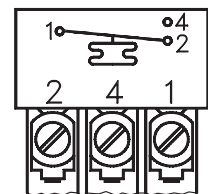


Danfoss
60-435,10



Danfoss
60-437,11

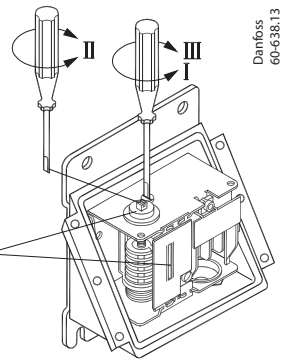
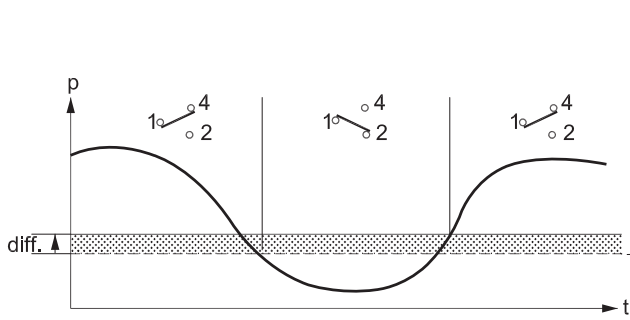
Type	P [bar]
KPS 31	6
KPS 33	10
KPS 35	12
KPS 37	27
KPS 39	53
KPS 43	180
KPS 45	180
KPS 47	180



DANFOSS
A60-459.12

10(6) A, 440 V AC L.R. 50A
220V, 12 W DC PILOT

KPS 31



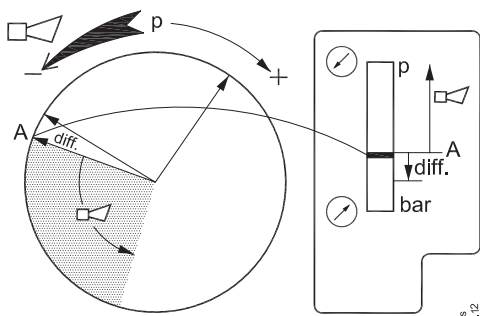
Danfoss
60-6381.3

Type	Diff. [bar]
KPS 31	0.1

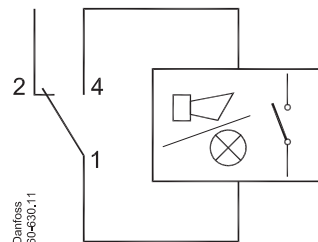


CAUTION:

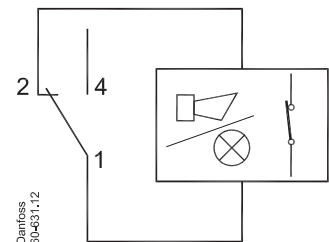
Disconnect power supply before wiring connections are made or service to avoid possible electrical shock or damage to equipment. Do never touch live parts with your fingers or with any tool.



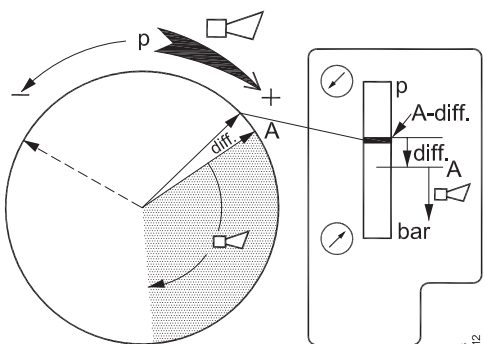
Danfoss
60-631.2



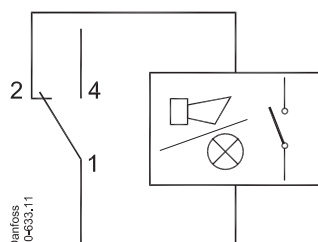
Danfoss
60-630.11



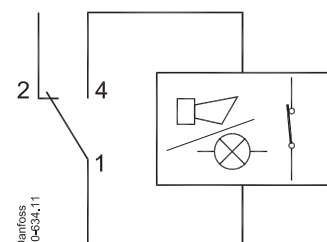
Danfoss
60-631.12



Danfoss
60-634.12



Danfoss
60-633.11



Danfoss
60-634.11

KPS 33 – KPS 47

Type (code no.)	Diff. [bar]
KPS 33	0.2
KPS 35 (060-310866)	0.4

