Difference between connectors for standard applications up to 500V and connectors for high voltage up to 830V

Differenze tra connettori per applicazioni standard fino a 500V e connettori per alte tensioni fino a 830V

Standard up to 500V:
Standard hood/housing STD series for applications up to 500V for connectors inserts S-D, S-DD, S-E, S-EE, S-ES, S-ESAV, S-EAV, S-HSB, S-K series.
Standard fino a 500V:
Custodie standard per applicazioni fino a 500V per inserti serie S-D, S-DD, S-E, S-EE, S-ES, S-ESAV, S-EAV, S-HSB, S-K.

Coding bar
Barra di codifica

High voltage up to 830V:
Special hood/housing STD-HV, HE-HV series for applications up to 830V for connector inserts S-EHV series.
The inserts S-EHV crimp type can be also assembled with standard enclosures.
Alta tensione fino a 830V:
Speciali custodie serie STD-HV, HE-HV per applicazioni fino a 830V per inserti serie S-EHV.
Gli inserti S-EHV con contatti a crimpare possono essere assemblati anche con custodie standard.



Milled coding bar
Barra di codifica fresata

Supplementary insulation strips
Strisce isolanti supplementari

Stopper
Fermo

Technical characteristics

Specifications: VDE 0627. VDE 0110. EN 61984. UL 1977

Approvals: (UL, CSA) CE RoHS

Number of contacts 3,6,10,12(2x6), 16, 20(2x10), 32(2x16) + ⏚
+ 2 or 4 additional contacts for safe high voltage connections

Electrical data acc. to EN 61984

16A 830V 8kV 3
Working current
Working voltage
Rated impulse voltage
Pollution degree

Pollution degree 2 also **16A 1000 V 8kV 2**
Relay contacts **16A 500 V 6kV 3**

S-EHV 16,32 (2x16) + ⏚

16A 830V 6kV 3
Working current
Working voltage
Rated impulse voltage
Pollution degree

Current carring capacity: Please refer to "Electrical engineering data" section.

Working voltage acc. to UL/CSA	600V
Relay contacts	250V
Insulation resistance	≥ 10^{10} Ω
Material	Polycarbonate
Limiting temperature	- 40 °C ... + 125 °C
Flammability acc. to	UL 94 V0 - GWT 960°
Mechanical working life	≥ 500 cycles

Contacts:

Material	Copper alloy
Surface	hard-silver plated hard-gold plated
Contact resistance	≤ 1 m Ω
Crimp terminal, turned	see page 04.15
- mm²	0.14 - 4.0
- AWG	26 – 12
Screw terminal	
- mm²	0.5÷4,0 mm²
- AWG	20 ÷ 12
- Tightening torque	0.5 Nm
- Stripping length	7.0 mm
- Screws	staniless steel on request

For solid or stranded wires

Recommended enclosures: See section 21, 22,23,25,26

Type: **STD-HV, HE-HV**

Material	Die cast aluminium
Surface	Powder coated
Locking element	With metal monoblock lever
Hoods/Housings seal	NBR
Temperature range	-40 °C ... + 125 °C
Degree of protection acc. to EN 60529 for coupled connectors	IP66
Thread:	Metric - EN 50262 Pg - DIN 40430

According to EN61984 connectors should not be coupled and decoupled under electrical load.

Caratteristiche tecniche

Norme di riferimento: *VDE 0627,VDE 0110 EN 61984, UL 1977*

Approvazioni: *(UL, CSA)* CE RoHS

Numero dei contatti *3,6,10,12(2x6),16, 20(2x10), 32(2x16) +* ⏚
+ 2/4 contatti ausiliari per sicurezza delle connessioni ad alto voltaggio

Caratteristiche elettriche secondo EN 61984

16A 830V 8kV 3
Corrente nominale
Tensione nominale
Tensione ad impulso
Grado di inquinamento

Con grado di inquinamento 2 ***16A 1000 V 8kV 2***
Contatti ausiliari ***16A 500 V 6kV 3***

S-EHV *16,32 (2x16) +* ⏚

16A 830V 6kV 3
Corrente nominale
Tensione nominale
Tensione ad impulso
Grado di inquinamento

Portata di corrente: *Vedere sezione "Caratteristiche elettriche"*

Tensione nominale secondo UL/CSA	*600V*
Contatti ausiliari	*250V*
Resistenza di isolamento	*≥ 10^{10} Ω*
Materiale	*Policarbonato*
Temperature di lavoro	*- 40 °C ... + 125 °C*
Autoestinguenza	*UL 94 V0 - GWT 960°*
Vita meccanica	*≥ 500 cicli*

Contatti:

Materiale	*Lega di rame*
Finitura:	*Argentati* *dorati*
Resistenza di contatto	*≤ 1 m Ω*
Terminali a crimpare, torniti	*ved. pag. 04.15*
- mm²	*0.14÷4.0*
- AWG	*26 - 12*
Terminali a vite	
- mm²	*0,5÷4,0 mm²*
- AWG	*20 ÷ 12*
- Coppia di serraggio	*0.5 Nm*
- Lunghezza spellatura	*7,0 mm.*
- Viti	*in acciaio inox su richiesta*

Per fili rigidi o flessibili

Custodie suggerite: *Vedere sezioni 21,22,23,25,26*

Tipo: ***STD-HV, HE-HV***

Materiale	*Fusione di alluminio*
Superficie	*Verniciatura a polvere*
Dispositivo di chiusura	*Con leva metallica monoblocco*
Guarnizione	*NBR*
Temperature di lavoro	*-40 °C ... + 125 °C*
Grado di protezione secondo EN 60529 per connettori accoppiati	*IP66*
Filettature:	*Metrica - EN 50262* *Pg - DIN 40430*

Secondo la norma EN61984 i connettori non devono essere connessi e sconnessi sotto carico

Screw terminal inserts *Inserti con terminali a vite*	Additional contacts for safe high voltage connections *Contatti ausilliari per la sicurezza delle connessioni*	Type *Tipo*	Part No. *Codice*
Female inserts ***Inserti femmina*** **3p +⏚+ 2 p** Silver plated contacts with cross/slot screws *Contatti argentati con viti con impronta combi taglio/croce*	**Contact arrangement** View from termination side ***Disposizione contatti*** *Vista lato terminazioni* ● Operating contact *Contatto operativo* ◑ Relay contact *Contatto ausiliario* ○ Without contact *Senza contatto* 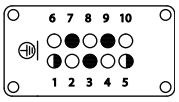 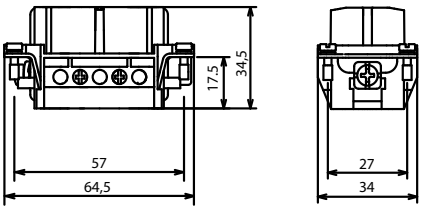 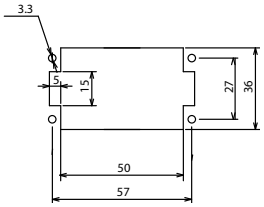 **Panel cut out for inserts** For use without hood/housing ***Foratura di alloggiamento inserti*** *Per uso senza custodie*	Screw terminals with wire protection Section: 0.5-2,5 mm² (20-14 AWG) *Terminali a vite con proteggi-filo Per sezioni: 0,5-2,5 mm² (20-14 AWG)*	**7503.6031.0**
		Screw terminal without wire protection Section: 0.5-4 mm² (20-12 AWG) *Terminali a vite senza proteggi-filo Per sezioni: 0,5-4 mm² (20-12 AWG)*	7503.6031.1
Male inserts ***Inserti maschio*** **3p +⏚+ 2 p** Silver plated contacts with cross/slot screws *Contatti argentati con viti con impronta combi taglio/croce*	**Contact arrangement** View from termination side ***Disposizione contatti*** *Vista lato terminazioni* ● Operating contact *Contatto operativo* ◑ Relay contact *Contatto ausiliario* ○ Without contact *Senza contatto*  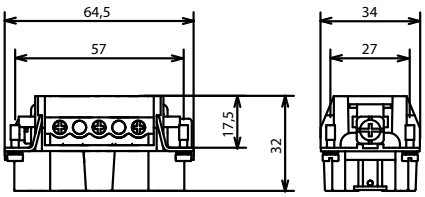 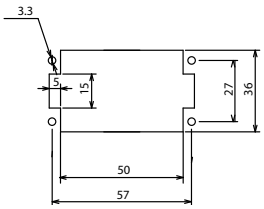 **Panel cut out for inserts** For use without hood/housing ***Foratura di alloggiamento inserti*** *Per uso senza custodie*	Screw terminals with wire protection Section: 0.5-2,5 mm² (20-14 AWG) *Terminali a vite con proteggi-filo Per sezioni: 0,5-2,5 mm² (20-14 AWG)*	**7503.6131.0**
		Screw terminal without wire protection Section: 0.5-4 mm² (20-12 AWG) *Terminali a vite senza proteggi-filo Per sezioni: 0,5-4 mm² (20-12 AWG)*	7503.6131.1

Hood/housing size 10B «57x27» *Custodie grandezza 10B «57x27»*	**Dimensions in mm. Part No.bold letters refer to standard availability. Normal letters refer to items on special request.** ***Dimensioni in mm. I codici in grassetto indicano i prodotti di normale disponibilità. Il carattere normale indica i prodotti speciali su richiesta.**	Accessories, cable glands and tools see sections 50, 55 e 60 *Accessori, pressacavi ed attrezzi vedere sezioni 50, 55 e 60*

Inserts for crimp contacts *Inserti per contatti a crimpare*	Additional contacts for safe high voltage connections *Contatti ausilliari per la sicurezza delle connessioni*	Part No. *Codice*
Contact carriers for female contacts ***Inserti porta contatti per contatti femmina*** **3p +⏚+ 2 p** **Female contacts 16A, 5 pcs** **Please order contacts separately, page 04.15** ***Contatti femmina 16A, 5 pz*** ***Contatti da ordinare separatamente, pag 04.15***	**Contact arrangement** View from termination side ***Disposizione contatti*** *Vista lato terminazioni* ● Operating contact *Contatto operativo* ◑ Relay contact *Contatto ausiliario* ○ Without contact *Senza contatto* 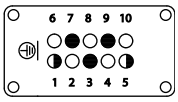 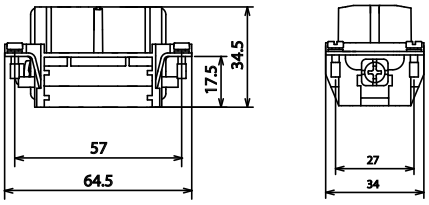 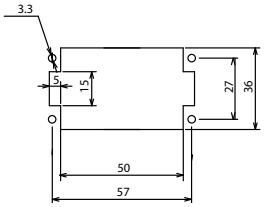 **Panel cut out for inserts** For use without hood/housing ***Foratura di alloggiamento inserti*** *Per uso senza custodie*	**7503.6071.0**
Contact carriers for male contacts ***Inserti porta contatti per contatti maschio*** **3p +⏚+ 2 p** **Male contacts 16A, 3 pcs S type + 2 pcs R type** **Please order contacts separately, page 04.15** ***Contatti maschio 16A, 3 pz tipo S + 2 tipo R*** ***Contatti da ordinare separatamente, pag 04.15***	**Contact arrangement** View from termination side ***Disposizione contatti*** *Vista lato terminazioni* ● Operating contact *Contatto operativo* ◑ Relay contact *Contatto ausiliario* ○ Without contact *Senza contatto* 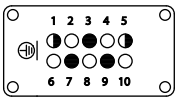 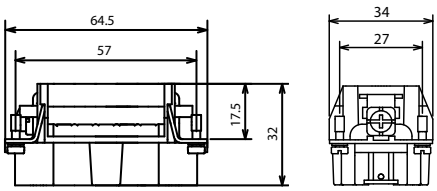 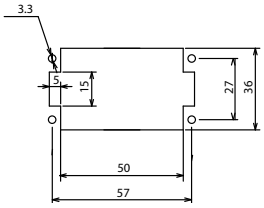 **Panel cut out for inserts** For use without hood/housing ***Foratura di alloggiamento inserti*** *Per uso senza custodie*	**7503.6171.0**

Hood/housing size 10B «57x27» ***Custodie grandezza 10B «57x27»***	**Crimp inserts can be also used with standard enclosures STD series** ***Gli inserti a crimpare possono essere usati con custodie standard serie STD***	Accessories, cable glands and tools see sections 50, 55 e 60 *Accessori, pressacavi ed attrezzi vedere sezioni 50, 55 e 60*

Screw terminal inserts *Inserti con terminali a vite*	Additional contacts for safe high voltage connections *Contatti ausilliari per la sicurezza delle connessioni*	Type *Tipo*	Part No. *Codice*
Female inserts ***Inserti femmina*** **6p +⏚+ 2 p** Silver plated contacts with cross/slot screws *Contatti argentati con viti con impronta combi taglio/croce*	**Contact arrangement** View from termination side ***Disposizione contatti*** *Vista lato terminazioni* ● Operating contact *Contatto operativo* ◑ Relay contact *Contatto ausiliario* ○ Without contact *Senza contatto* 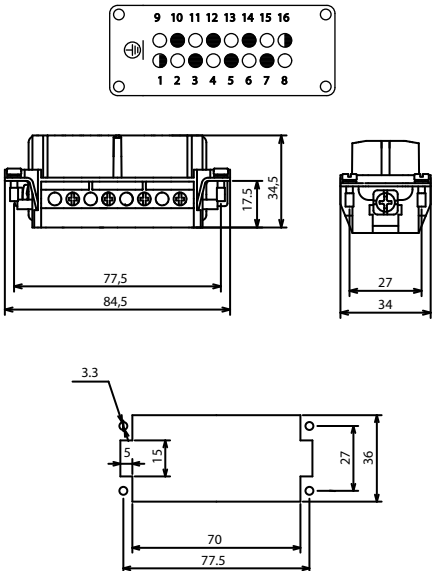 **Panel cut out for inserts** For use without hood/housing ***Foratura di alloggiamento inserti*** *Per uso senza custodie*	Screw terminals with wire protection Section: 0.5-2,5 mm² (20-14 AWG) *Terminali a vite con proteggi-filo Per sezioni: 0,5-2,5 mm² (20-14 AWG)*	**7506.6032.0**
		Screw terminal without wire protection Section: 0.5-4 mm² (20-12 AWG) *Terminali a vite senza proteggi-filo Per sezioni: 0,5-4 mm² (20-12 AWG)*	7506.6032.1
Male inserts ***Inserti maschio*** **6p +⏚+ 2 p** Silver plated contacts with cross/slot screws *Contatti argentati con viti con impronta combi taglio/croce*	**Contact arrangement** View from termination side ***Disposizione contatti*** *Vista lato terminazioni* ● Operating contact *Contatto operativo* ◑ Relay contact *Contatto ausiliario* ○ Without contact *Senza contatto* 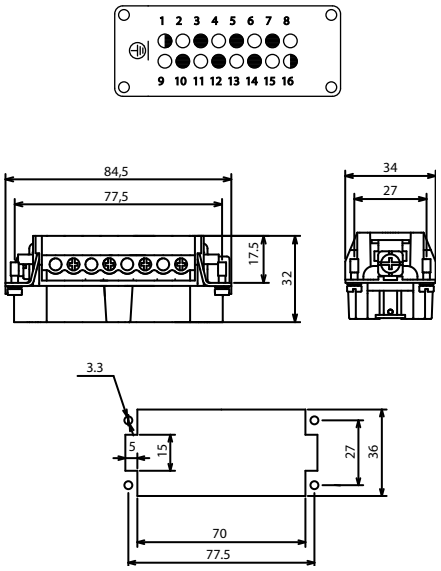 **Panel cut out for inserts** For use without hood/housing ***Foratura di alloggiamento inserti*** *Per uso senza custodie*	Screw terminals with wire protection Section: 0.5-2,5 mm² (20-14 AWG) *Terminali a vite con proteggi-filo Per sezioni: 0,5-2,5 mm² (20-14 AWG)*	**7506.6132.0**
		Screw terminal without wire protection Section: 0.5-4 mm² (20-12 AWG) *Terminali a vite senza proteggi-filo Per sezioni: 0,5-4 mm² (20-12 AWG)*	7506.6132.1

Hood/housing size 16B «77x27» *Custodie grandezza 16B «77x27»*	**Dimensions in mm. Part No.bold letters refer to standard availability. Normal letters refer to items on special request.** ***Dimensioni in mm. I codici in grassetto indicano i prodotti di normale disponibilità. Il carattere normale indica i prodotti speciali su richiesta.***	Accessories, cable glands and tools see sections 50, 55 e 60 *Accessori, pressacavi ed attrezzi vedere sezioni 50, 55 e 60*

Inserts for crimp contacts *Inserti per contatti a crimpare*	Additional contacts for safe high voltage connections *Contatti ausilliari per la sicurezza delle connessioni*	Part No. *Codice*
Contact carriers for female contacts ***Inserti porta contatti per contatti femmina*** **6p +⏚+ 2 p** **Female contacts 16A, 8 pcs** **Please order contacts separately, page 04.15** ***Contatti femmina 16A, 8 pz*** ***Contatti da ordinare separatamente, pag 04.15***	**Contact arrangement** View from termination side ***Disposizione contatti*** *Vista lato terminazioni* ● Operating contact *Contatto operativo* ◑ Relay contact *Contatto ausiliario* ○ Without contact *Senza contatto* 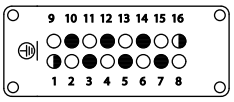 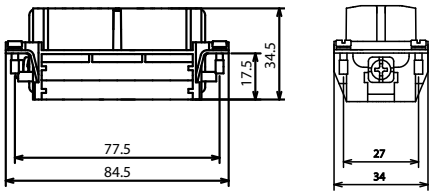 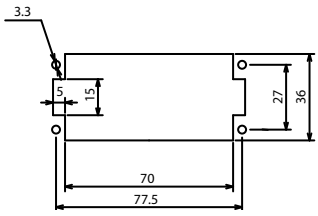 **Panel cut out for inserts** For use without hood/housing ***Foratura di alloggiamento inserti*** *Per uso senza custodie*	**7506.6072.0**
Contact carriers for male contacts ***Inserti porta contatti per contatti maschio*** **6p +⏚+ 2 p**  **Male contacts 16A, 6 pcs S type + 2 pcs R type** **Please order contacts separately, page 04.15** ***Contatti maschio 16A, 6 pz tipo S + 2 tipo R*** ***Contatti da ordinare separatamente, pag 04.15***	**Contact arrangement** View from termination side ***Disposizione contatti*** *Vista lato terminazioni* ● Operating contact *Contatto operativo* ◑ Relay contact *Contatto ausiliario* ○ Without contact *Senza contatto* 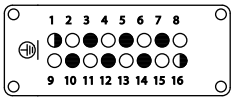 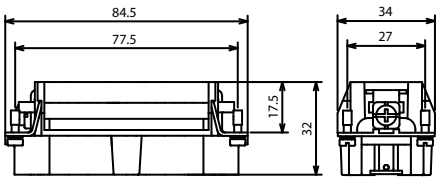 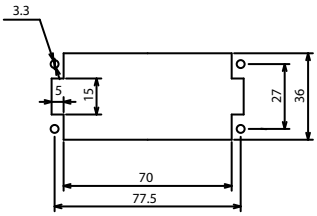 **Panel cut out for inserts** For use without hood/housing ***Foratura di alloggiamento inserti*** *Per uso senza custodie*	**7506.6172.0**

Hood/housing size 16B «77x27» ***Custodie grandezza 16B «77x27»***	**Crimp inserts can be also used with standard enclosures STD series** ***Gli inserti a crimpare possono essere usati con custodie standard serie STD***	Accessories, cable glands and tools see sections 50, 55 e 60 *Accessori, pressacavi ed attrezzi vedere sezioni 50, 55 e 60*

Screw terminal inserts *Inserti con terminali a vite*	Additional contacts for safe high voltage connections *Contatti ausilliari per la sicurezza delle connessioni*	Type *Tipo*	Part No. *Codice*
Female inserts ***Inserti femmina*** **10p +⏚+ 2 p** Silver plated contacts with cross/slot screws *Contatti argentati con viti con impronta combi taglio/croce*	**Contact arrangement** View from termination side ***Disposizione contatti*** *Vista lato terminazioni* ● Operating contact *Contatto operativo* ◑ Relay contact *Contatto ausiliario* ○ Without contact *Senza contatto* 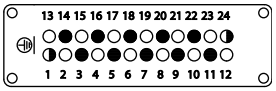 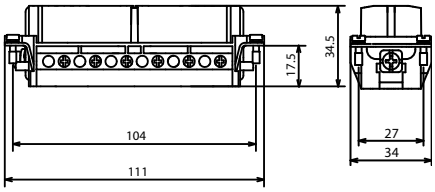 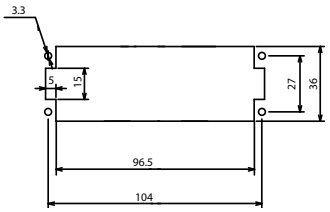 **Panel cut out for inserts** For use without hood/housing ***Foratura di alloggiamento inserti*** *Per uso senza custodie*	Screw terminals with wire protection Section: 0.5-2,5 mm² (20-14 AWG) *Terminali a vite con proteggi-filo Per sezioni: 0,5-2,5 mm² (20-14 AWG)*	**7510.6033.0**
		Screw terminal without wire protection Section: 0.5-4 mm² (20-12 AWG) *Terminali a vite senza proteggi-filo Per sezioni: 0,5-4 mm² (20-12 AWG)*	7510.6033.1
Male inserts ***Inserti maschio*** **10p +⏚+ 2 p** Silver plated contacts with cross/slot screws *Contatti argentati con viti con impronta combi taglio/croce*	**Contact arrangement** View from termination side ***Disposizione contatti*** *Vista lato terminazioni* ● Operating contact *Contatto operativo* ◑ Relay contact *Contatto ausiliario* ○ Without contact *Senza contatto* 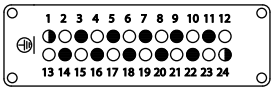 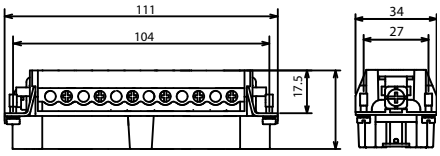 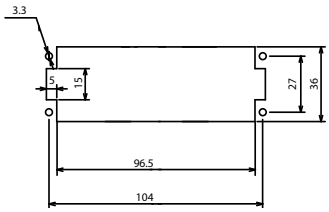 **Panel cut out for inserts** For use without hood/housing ***Foratura di alloggiamento inserti*** *Per uso senza custodie*	Screw terminals with wire protection Section: 0.5-2,5 mm² (20-14 AWG) *Terminali a vite con proteggi-filo Per sezioni: 0,5-2,5 mm² (20-14 AWG)*	**7510.6133.0**
		Screw terminal without wire protection Section: 0.5-4 mm² (20-12 AWG) *Terminali a vite senza proteggi-filo Per sezioni: 0,5-4 mm² (20-12 AWG)*	7510.6133.1

Hood/housing size 24B «104x27» *Custodie grandezza 24B «104x27»*	**Dimensions in mm. Part No.bold letters refer to standard availability. Normal letters refer to items on special request.** ***Dimensioni in mm. I codici in grassetto indicano i prodotti di normale disponibilità. Il carattere normale indica i prodotti speciali su richiesta.***	Accessories, cable glands and tools see sections 50, 55 e 60 *Accessori, pressacavi ed attrezzi vedere sezioni 50, 55 e 60*

Screw terminal inserts *Inserti con terminali a vite*	Additional contacts for safe high voltage connections *Contatti ausilliari per la sicurezza delle connessioni*	Type *Tipo*	Part No. *Codice*
Female inserts ***Inserti femmina*** **16p +⏚+ 2 p** Silver plated contacts with cross/slot screws *Contatti argentati con viti con impronta combi taglio/croce*	**Contact arrangement** View from termination side ***Disposizione contatti*** *Vista lato terminazioni* ● Operating contact *Contatto operativo* ◑ Relay contact *Contatto ausiliario* ○ Without contact *Senza contatto* 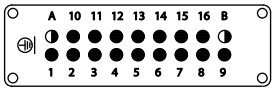 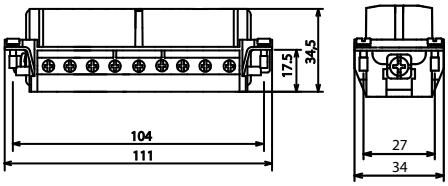 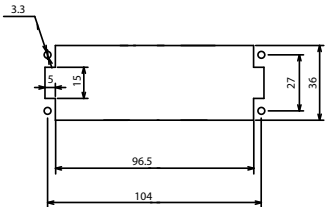 **Panel cut out for inserts** For use without hood/housing ***Foratura di alloggiamento inserti*** *Per uso senza custodie*	Screw terminals with wire protection Section: 0.5-2,5 mm² (20-14 AWG) *Terminali a vite con proteggi-filo Per sezioni: 0,5-2,5 mm² (20-14 AWG)* Screw terminal without wire protection Section: 0.5-4 mm² (20-12 AWG) *Terminali a vite senza proteggi-filo Per sezioni: 0,5-4 mm² (20-12 AWG)*	**7516.6034.0** 7516.6034.1
Male inserts ***Inserti maschio*** **16p +⏚+ 2 p**  Silver plated contacts with cross/slot screws *Contatti argentati con viti con impronta combi taglio/croce*	**Contact arrangement** View from termination side ***Disposizione contatti*** *Vista lato terminazioni* ● Operating contact *Contatto operativo* ◑ Relay contact *Contatto ausiliario* ○ Without contact *Senza contatto* 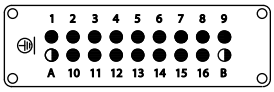 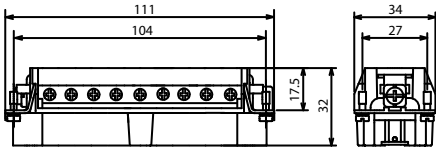 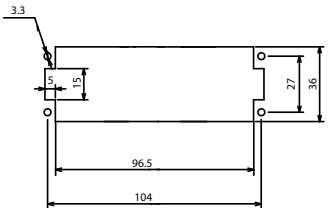 **Panel cut out for inserts** For use without hood/housing ***Foratura di alloggiamento inserti*** *Per uso senza custodie*	Screw terminals with wire protection Section: 0.5-2,5 mm² (20-14 AWG) *Terminali a vite con proteggi-filo Per sezioni: 0,5-2,5 mm² (20-14 AWG)* Screw terminal without wire protection Section: 0.5-4 mm² (20-12 AWG) *Terminali a vite senza proteggi-filo Per sezioni: 0,5-4 mm² (20-12 AWG)*	**7516.6134.0** 7516.6134.1

Hood/housing size 24B «104x27» *Custodie grandezza 24B «104x27»*	**Dimensions in mm. Part No.bold letters refer to standard availability. Normal letters refer to items on special request.** ***Dimensioni in mm. I codici in grassetto indicano i prodotti di normale disponibilità. Il carattere normale indica i prodotti speciali su richiesta.***	Accessories, cable glands and tools see sections 50, 55 e 60 *Accessori, pressacavi ed attrezzi vedere sezioni 50, 55 e 60*

Inserts for crimp contacts *Inserti per contatti a crimpare*	Additional contacts for safe high voltage connections *Contatti ausilliari per la sicurezza delle connessioni*	Part No. *Codice*
Contact carriers for female contacts ***Inserti porta contatti per contatti femmina*** **10p +⏚+ 2 p**  **Female contacts 16A, 12 pcs** **Please order contacts separately, page 04.15** ***Contatti femmina 16A, 12 pz*** ***Contatti da ordinare separatamente, pag.04.15***	**Contact arrangement** View from termination side ***Disposizione contatti*** *Vista lato terminazioni* ● Operating contact *Contatto operativo* ◑ Relay contact *Contatto ausiliario* ○ Without contact *Senza contatto* 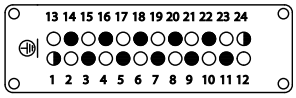 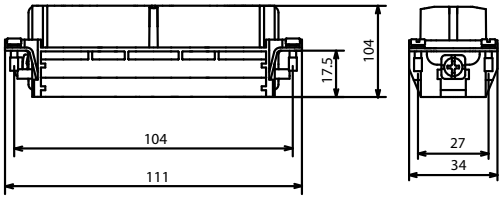 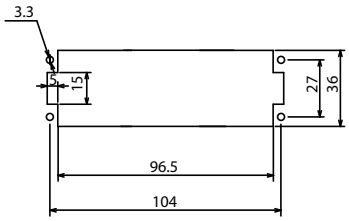 **Panel cut out for inserts** For use without hood/housing ***Foratura di alloggiamento inserti*** *Per uso senza custodia*	**7510.6073.0**
Contact carriers for male contacts ***Inserti porta contatti per contatti maschio*** **10p +⏚+ 2 p** **Male contacts 16A, 10 pcs S type + 2 pcs R type** **Please order contacts separately, page 04.15** ***Contatti maschio 16A, 10 pz tipo S + 2 tipo R*** ***Contatti da ordinare separatamente, pag.04.15***	**Contact arrangement** View from termination side ***Disposizione contatti*** *Vista lato terminazioni* ● Operating contact *Contatto operativo* ◑ Relay contact *Contatto ausiliario* ○ Without contact *Senza contatto* 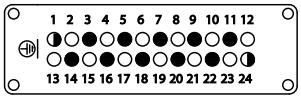 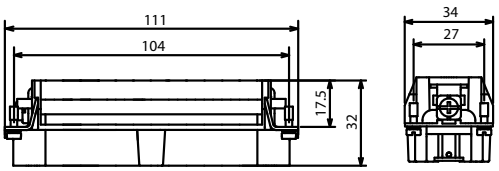 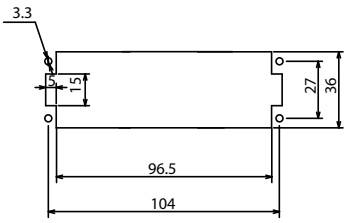 **Panel cut out for inserts** For use without hood/housing ***Foratura di alloggiamento inserti*** *Per uso senza custodia*	**7510.6173.0**

Hood/housing size 24B «104x27» ***Custodie grandezza 24B «104x27»***	**Crimp inserts can be also used with standard enclosures STD series** ***Gli inserti a crimpare possono essere usati con custodie standard serie STD***	Accessories, cable glands and tools see sections 50, 55 e 60 *Accessori, pressacavi ed attrezzi vedere sezioni 50, 55 e 60*

Screw terminal inserts *Inserti con terminali a vite*	Additional contacts for safe high voltage connections *Contatti ausilliari per la sicurezza delle connessioni*	Numbering *Numerazione*	Type *Tipo*	Part No. *Codice*
Female inserts ***Inserti femmina*** **12(6x2)p +⏚+ 4 p** Silver plated contacts with cross/slot screws *Contatti argentati con viti con impronta combi taglio/croce*	**Inserts dimensions see page 04.05** ***Dimensioni degli inserti vedere pag. 04.05*** 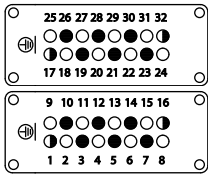 **Contact arrangement** View from termination side ***Disposizione contatti*** *Vista lato terminazioni* ● Operating contact *Contatto operativo* ◑ Relay contact *Contatto ausiliario* ○ Without contact *Senza contatto* 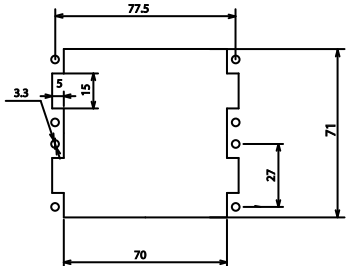 **Panel cut out for inserts** For use without hood/housing ***Foratura di alloggiamento inserti*** *Per uso senza custodie*	1-16 17-32 1-16 17-32	Screw terminals with wire protection Section: 0.5-2,5 mm² (20-14 AWG) *Terminali a vite con proteggi-filo Per sezioni: 0,5-2,5 mm² (20-14 AWG)* Screw terminal without wire protection Section: 0.5-4 mm² (20-12 AWG) *Terminali a vite senza proteggi-filo Per sezioni: 0,5-4 mm² (20-12 AWG)*	**7506.6032.0** **7506.6052.0** **Remark:** **2 inserts are required per hood/housing** ***Attenzione: sono necessari 2 inserti ogni custodia*** 7506.6032.1 7506.6052.1
Male inserts ***Inserti maschio*** **12(6x2)p +⏚+ 4 p** Silver plated contacts with cross/slot screws *Contatti argentati con viti con impronta combi taglio/croce*	**Inserts dimensions see page 04.05** ***Dimensioni degli inserti vedere pag. 04.05*** 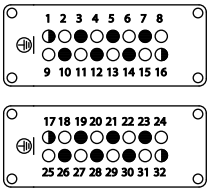 **Contact arrangement** View from termination side ***Disposizione contatti*** *Vista lato terminazioni* ● Operating contact *Contatto operativo* ◑ Relay contact *Contatto ausiliario* ○ Without contact *Senza contatto* 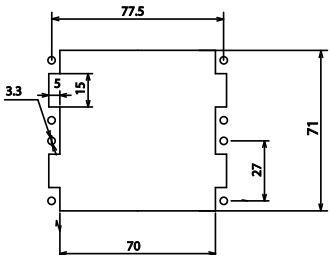 **Panel cut out for inserts** For use without hood/housing ***Foratura di alloggiamento inserti*** *Per uso senza custodie*	1-16 17-32 1-16 17-32	Screw terminals with wire protection Section: 0.5-2,5 mm² (20-14 AWG) *Terminali a vite con proteggi-filo Per sezioni: 0,5-2,5 mm² (20-14 AWG)* Screw terminal without wire protection Section: 0.5-4 mm² (20-12 AWG) *Terminali a vite senza proteggi-filo Per sezioni: 0,5-4 mm² (20-12 AWG)*	**7506.6132.0** **7506.6152.0** **Remark:** **2 inserts are required per hood/housing** ***Attenzione: sono necessari 2 inserti ogni custodia*** 7506.6132.1 7506.6152.1

Hood/housing size 32B «77x62» *Custodie grandezza 32B «77x62»*	**Dimensions in mm. Part No.bold letters refer to standard availability. Normal letters refer to items on special request.** ***Dimensioni in mm. I codici in grassetto indicano i prodotti di normale disponibilità. Il carattere normale indica i prodotti speciali su richiesta.**	Accessories, cable glands and tools see sections 50, 55 e 60 *Accessori, pressacavi ed attrezzi vedere sezioni 50, 55 e 60*

Inserts for crimp contacts *Inserti per contatti a crimpare*	Additional contacts for safe high voltage connections *Contatti ausilliari per la sicurezza delle connessioni*	Part No. *Codice*

Contact carriers for female contacts
Inserti porta contatti per contatti femmina
12p +⏚+ 4 p

Inserts dimensions see page 04.06
Dimensioni degli inserti vedere pag. 04.06

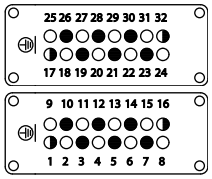

Contact arrangement
View from termination side
Disposizione contatti
Vista lato terminazioni

● Operating contact *Contatto operativo*
◑ Relay contact *Contatto ausiliario*
○ Without contact *Senza contatto*

7506.6072.0
(numbering 1-16)
(numerazione 1-16)

7506.6082.0
(numbering 17-32)
(numerazione 17-32)

S-EHV

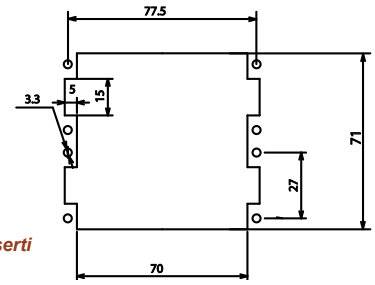

Panel cut out for inserts
For use without hood/housing
Foratura di alloggiamento inserti
Per uso senza custodia

Remark:
2 inserts are required per hood/housing

Attenzione:
sono necessari 2 inserti ogni custodia

Female contacts 16A, 16 pcs
Please order contacts separately, page 04.15
Contatti femmina 16A, 16 pz
Contatti da ordinare separatamente, pag.04.15

Contact carriers for male contacts
Inserti porta contatti per contatti maschio
12p +⏚+ 4 p

Inserts dimensions see page 04.06
Dimensioni degli inserti vedere pag. 04.06

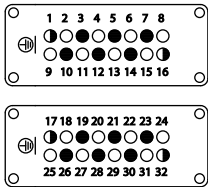

Contact arrangement
View from termination side
Disposizione contatti
Vista lato terminazioni

● Operating contact *Contatto operativo*
◑ Relay contact *Contatto ausiliario*
○ Without contact *Senza contatto*

7506.6172.0
(numbering 1-16)
(numerazione 1-16)

7506.6182.0
(numbering 17-32)
(numerazione 17-32)

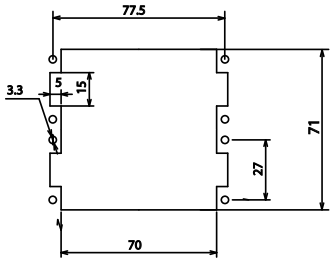

Panel cut out for inserts
For use without hood/housing
Foratura di alloggiamento inserti
Per uso senza custodia

Male contacts 16A, 12 pcs S type + 4 pcs R type
Please order contacts separately, page 04.15
Contatti maschio 16A, 12 pz tipo S + 4 tipo R
Contatti da ordinare separatamente, pag. 04.15

Hood/housing size 32B «77x62» *Custodie grandezza 32B «77x62»*	Crimp inserts can be also used with standard enclosures STD series *Gli inserti a crimpare possono essere usati con custodie standard serie STD*	Accessories, cable glands and tools see sections 50, 55 e 60 *Accessori, pressacavi ed attrezzi vedere sezioni 50, 55 e 60*

S-EHV series, size 48B «104x62» inserts 16A - 830V/8kV/3, 20 + ⏚ + 4 poles

Serie S-EHV, grandezza 48B «104x62» inserti 16A - 830V/8kV/3, 20 + ⏚ + 4 poli

Screw terminal inserts *Inserti con terminali a vite*	Additional contacts for safe high voltage connections *Contatti ausilliari per la sicurezza delle connessioni*	Numbering *Numerazione*	Type *Tipo*	Part No. *Codice*
Female inserts ***Inserti femmina*** **20(10x2)p +⏚+ 4 p**  Silver plated contacts with cross/slot screws *Contatti argentati con viti con impronta combi taglio/croce*	**Inserts dimensions see page 04.07** ***Dimensioni degli inserti vedere pag. 04.07***  **Contact arrangement** View from termination side ***Disposizione contatti*** *Vista lato terminazioni* ● Operating contact *Contatto operativo* ◑ Relay contact *Contatto ausiliario* ○ Without contact *Senza contatto* 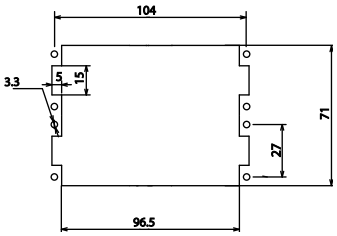 **Panel cut out for inserts** For use without hood/housing ***Foratura di alloggiamento inserti*** *Per uso senza custodia*	1-24 25-48	Screw terminals with wire protection Section: 0.5-2,5 mm² (20-14 AWG) *Terminali a vite con proteggi-filo Per sezioni: 0,5-2,5 mm² (20-14 AWG)*	**7510.6033.0** **7510.6053.0** **Remark:** **2 inserts are required per hood/housing** ***Attenzione: sono necessari 2 inserti ogni custodia**
		1-24 25-48	Screw terminal without wire protection Section: 0.5-4 mm² (20-12 AWG) *Terminali a vite senza proteggi-filo Per sezioni: 0,5-4 mm² (20-12 AWG)*	7510.6033.1 7510.6053.1
Male inserts ***Inserti maschio*** **20(10x2)p +⏚+ 4 p**  Silver plated contacts with cross/slot screws *Contatti argentati con viti con impronta combi taglio/croce*	**Inserts dimensions see page 04.07** ***Dimensioni degli inserti vedere pag. 04.07*** 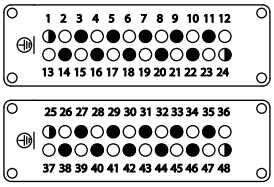 **Contact arrangement** View from termination side ***Disposizione contatti*** *Vista lato terminazioni* ● Operating contact *Contatto operativo* ◑ Relay contact *Contatto ausiliario* ○ Without contact *Senza contatto* 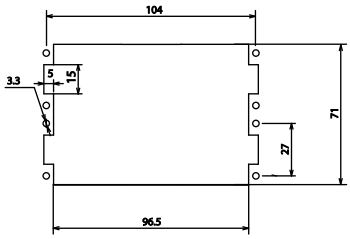 **Panel cut out for inserts** For use without hood/housing ***Foratura di alloggiamento inserti*** *Per uso senza custodia*	1-24 25-48	Screw terminals with wire protection Section: 0.5-2,5 mm² (20-14 AWG) *Terminali a vite con proteggi-filo Per sezioni: 0,5-2,5 mm² (20-14 AWG)*	**7810.6133.0** **7810.6153.0** **Remark:** **2 inserts are required per hood/housing** ***Attenzione: sono necessari 2 inserti ogni custodia**
		1-24 25-48	Screw terminal without wire protection Section: 0.5-4 mm² (20-12 AWG) *Terminali a vite senza proteggi-filo Per sezioni: 0,5-4 mm² (20-12 AWG)*	7510.6133.1 7510.6153.1

Hood/housing size 48B «104x62» *Custodie grandezza 48B «104x62»*	**Dimensions in mm. Part No.bold letters refer to standard availability. Normal letters refer to items on special request.** ***Dimensioni in mm. I codici in grassetto indicano i prodotti di normale disponibilità. Il carattere normale indica i prodotti speciali su richiesta.**	Accessories, cable glands and tools see sections 50, 55 e 60 *Accessori, pressacavi ed attrezzi vedere sezioni 50, 55 e 60*

Screw terminal inserts *Inserti con terminali a vite*	Additional contacts for safe high voltage connections *Contatti ausilliari per la sicurezza delle connessioni*	Numbering *Numerazione*	Type *Tipo*	Part No. *Codice*
Female inserts ***Inserti femmina*** **32(16x2)p +⏚+ 4 p** Silver plated contacts with cross/slot screws *Contatti argentati con viti con impronta combi taglio/croce*	**Inserts dimensions see page 04.08** ***Dimensioni degli inserti vedere pag. 04.08*** 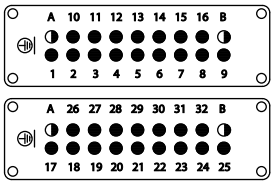 **Contact arrangement** View from termination side ***Disposizione contatti*** *Vista lato terminazioni* ● Operating contact *Contatto operativo* ◑ Relay contact *Contatto ausiliario* ○ Without contact *Senza contatto* 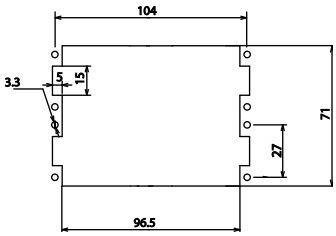 **Panel cut out for inserts** For use without hood/housing ***Foratura di alloggiamento inserti*** *Per uso senza custodia*	1-16 17-32	Screw terminals with wire protection Section: 0.5-2,5 mm² (20-14 AWG) *Terminali a vite con proteggi-filo Per sezioni: 0,5-2,5 mm² (20-14 AWG)*	**7516.6034.0** **7516.6035.0** **Remark:** **2 inserts are required per hood/housing** ***Attenzione: sono necessari 2 inserti ogni custodia**
		1-16 17-32	Screw terminal without wire protection Section: 0.5-4 mm² (20-12 AWG) *Terminali a vite senza proteggi-filo Per sezioni: 0,5-4 mm² (20-12 AWG)*	7516.6034.1 7516.6035.1
Male inserts ***Inserti maschio*** **32(16x2)p +⏚+ 4 p** Silver plated contacts with cross/slot screws *Contatti argentati con viti con impronta combi taglio/croce*	**Inserts dimensions see page 04.08** ***Dimensioni degli inserti vedere pag. 04.08*** 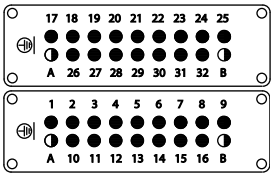 **Contact arrangement** View from termination side ***Disposizione contatti*** *Vista lato terminazioni* ● Operating contact *Contatto operativo* ◑ Relay contact *Contatto ausiliario* ○ Without contact *Senza contatto* 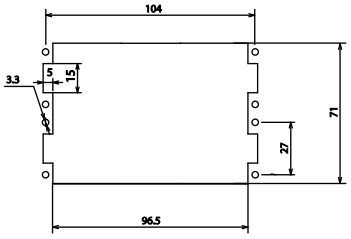 **Panel cut out for inserts** For use without hood/housing ***Foratura di alloggiamento inserti*** *Per uso senza custodia*	1-16 17-32	Screw terminals with wire protection Section: 0.5-2,5 mm² (20-14 AWG) *Terminali a vite con proteggi-filo Per sezioni: 0,5-2,5 mm² (20-14 AWG)*	**7516.6134.0** **7516.6135.0** **Remark:** **2 inserts are required per hood/housing** ***Attenzione: sono necessari 2 inserti ogni custodia**
		1-16 17-32	Screw terminal without wire protection Section: 0.5-4 mm² (20-12 AWG) *Terminali a vite senza proteggi-filo Per sezioni: 0,5-4 mm² (20-12 AWG)*	7516.6134.1 7516.6135.1

Hood/housing size 48B «104x62» *Custodie grandezza 48B «104x62»*	**Dimensions in mm. Part No.bold letters refer to standard availability. Normal letters refer to items on special request.** ***Dimensioni in mm. I codici in grassetto indicano i prodotti di normale disponibilità. Il carattere normale indica i prodotti speciali su richiesta.**	Accessories, cable glands and tools see sections 50, 55 e 60 *Accessori, pressacavi ed attrezzi vedere sezioni 50, 55 e 60*

Inserts for crimp contacts *Inserti per contatti a crimpare*	Additional contacts for safe high voltage connections *Contatti ausilliari per la sicurezza delle connessioni*	Part No. *Codice*
Contact carriers for female contacts *Inserti porta contatti per contatti femmina* **20 (10x2) p +⏚+ 4 p** Female contacts 16A, 24 pcs Please order contacts separately, page 04.15 *Contatti femmina 16A, 24 pz* *Contatti da ordinare separatamente, pag. 04.15*	**Insert dimensions see page 04,09** *Dimensioni degli inserti vedi pag. 04,09*  **Contact arrangement** View from termination side *Disposizione contatti* *Vista lato terminazioni* ● Operating contact *Contatto operativo* ◑ Relay contact *Contatto ausiliario* ○ Without contact *Senza contatto* 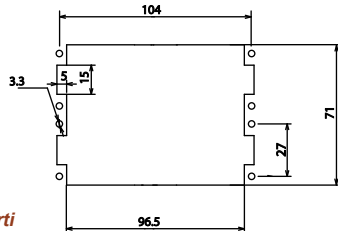 **Panel cut out for inserts** For use without hood/housing *Foratura di alloggiamento inserti* *Per uso senza custodie*	**7510.6073.0** **(numbering 1-24)** *(numerazione 1-24)* **7510.6083.0** **(numbering 25-48)** *(numerazione 25-48)* **Remark:** **2 inserts are required per hood/housing** *Attenzione:* *sono necessari 2 inserti ogni custodia*
Contact carriers for male contacts *Inserti porta contatti per contatti maschio* **20 (10x2) p +⏚+ 4 p**  Male contacts 16A, 20 pcs S type + 4 pcs R type Please order contacts separately, page 04.15 *Contatti maschio 16A, 20 pz tipo S + 4 tipo R* *Contatti da ordinare separatamente, pag. 04.15*	**Insert dimensions see page 04,09** *Dimensioni degli inserti vedi pag. 04,09* 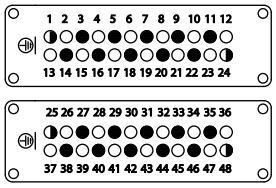 **Contact arrangement** View from termination side *Disposizione contatti* *Vista lato terminazioni* ● Operating contact *Contatto operativo* ◑ Relay contact *Contatto ausiliario* ○ Without contact *Senza contatto* 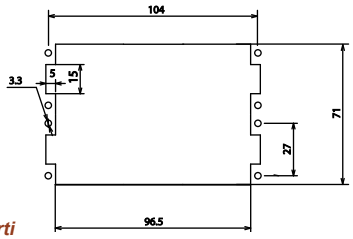 **Panel cut out for inserts** For use without hood/housing *Foratura di alloggiamento inserti* *Per uso senza custodie*	**7510.6173.0** **(numbering 1-24)** *(numerazione 1-24)* **7510.6183.0** **(numbering 25-48)** *(numerazione 25-48)*

Hood/housing size 48B «104x62» *Custodie grandezza 48B «104x62»*	Crimp inserts can be also used with standard enclosures STD series *Gli inserti a crimpare possono essere usati con custodie standard serie STD*	Accessories, cable glands and tools see sections 50, 55 e 60 *Accessori, pressacavi ed attrezzi vedere sezioni 50, 55 e 60*

Female crimp contacts, turned
Contatti femmina a crimpare torniti

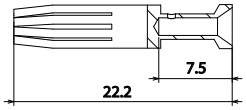

No. of grooves *Num. gole*	Wire mm² *Filo mm²*	Wire gauge *Misura filo*	Part No.- *Codice* Silver plated *Argentati*	Gold plated *Dorati*
0	0.14 - 0.37	26-22 AWG	**7300.6240.0**	7300.6240.1
0	0.5	20 AWG	**7300.6241.0**	7300.6241.1
1	0.75	18 AWG	**7300.6239.0**	7300.6239.1
1	1.0	17 AWG	**7300.6242.0**	7300.6242.1
2	1.5	16 AWG	**7300.6243.0**	7300.6243.1
3	2.5	14 AWG	**7300.6244.0**	7300.6244.1
1 Wide	3.0	12 AWG	7300.6238.0	7300.6238.1
0	4.0	12 AWG	**7300.6245.0**	7300.6245.1

- Material: Copper alloy
  Materiale: Lega di rame
- Surface: Hard silver or hard gold
  Finitura: Argentati o dorati
- Stripping length: 7,5 mm
  Lunghezza di spellatura: 7,5 mm
- Identification: By grooves
  Identificazione: Tramite gole

For the best performance and the lowest contact resistance, Westec recommends the use of the manual tools, die sets and machines illustrated in the section 60 of this catalogue

Per le migliori caratteristiche e la minima resistenza di contatto, si raccomanda l'utilizzo delle pinze manuali, gli applicatori e le macchine illustrate nella sezione 60 di questo catalogo

Male crimp contacts, turned
Contatti maschio a crimpare torniti

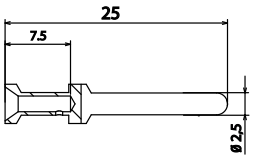

Type *Tipo*	A
S	25
R	22,8

Type *Tipo*	No. of grooves *Num. gole*	Wire mm² *Filo mm²*	Wire gauge *Misura filo*	Part No.- *Codice* Silver plated *Argentati*	Gold plated *Dorati*
S	0	0.14 - 0.37	26-22 AWG	**7300.6237.0**	7300.6237.1
S	0	0.5	20 AWG	**7300.6246.0**	7300.6246.1
S	1	0.75	18 AWG	**7300.6236.0**	7300.6236.1
S	1	1.0	17 AWG	**7300.6247.0**	7300.6247.1
S	2	1.5	16 AWG	**7300.6248.0**	7300.6248.1
S	3	2.5	14 AWG	**7300.6249.0**	7300.6249.1
S	1 Wide	3.0	12 AWG	7300.6235.0	7300.6235.1
S	0	4.0	12 AWG	**7300.6250.0**	7300.6250.1
R	0	0.5	20 AWG	**7300.6255.0**	7300.6255.1
R	1	0.75	18 AWG	**7300.6234.0**	7300.6234.1
R	1	1.0	17 AWG	**7300.6256.0**	7300.6256.1
R	2	1.5	16 AWG	**7300.6257.0**	7300.6257.1
R	3	2.5	14 AWG	**7300.6258.0**	7300.6258.1

- Material: Copper alloy
  Materiale: Lega di rame
- Surface: Hard silver or hard gold
  Finitura: Argentati o dorati
- Stripping length: 7,5 mm
  Lunghezza di spellatura: 7,5 mm
- Identification: By grooves
  Identificazione: Tramite gole
- Type: S Standard
  Tipo: R Relay contact for advanced opening
  For insert S-EHV only
  R Contatti per apertura circuito anticipata
  Solo per inserti serie S-EHV

For the best performance and the lowest contact resistance, Westec recommends the use of the manual tools, die sets and machines illustrated in the section 60 of this catalogue

Per le migliori caratteristiche e la minima resistenza di contatto, si raccomanda l'utilizzo delle pinze manuali, gli applicatori e le macchine illustrate nella sezione 60 di questo catalogo

For inserts - ***Per inserti:***
S-A, S-E, S-EE, S-EHV, S-Q, S-QD, S-M

Dimensions in mm. Part No.bold letters refer to standard availability. Normal letters refer to items on special request.
Dimensioni in mm. I codici in grassetto indicano i prodotti di normale disponibilità. Il carattere normale indica i prodotti speciali su richiesta.

Crimping tools: see section 60
Attrezzi per crimpare:vedere sezione 60

S-ESHV series, size B 16A - 830V/8kV/3 Inserts with spring terminals

Serie S-ESHV, grandezza B 16A - 830V/8kV/3 Inserti con terminali a molla

Technical characteristics

Specifications: VDE 0627, VDE 0110. EN 61984, UL 1977

Approvals: c UL us (UL, CSA) CE RoHS

Number of contacts 3,6,10,12(2x6), 20(2x10) + ⏚

+ 2 or 4 additional contacts for safe high voltage connections

Electrical data acc. to EN 61984

16A 830V 8kV 3

Working current
Working voltage
Rated impulse voltage
Pollution degree

Pollution degree 2 also	**16A 1000 V 8kV 2**
Relay contacts	**16A 500 V 6kV 3**

Current carring capacity: Please refer to "Electrical engineering data" section.

Working voltage acc. to UL/CSA	600V
Relay contacts	250V
Insulation resistance	≥ 10^{10} Ω
Material	Polycarbonate
Limiting temperature	- 40 °C ... + 125 °C
Flammability acc. to	UL 94 V0 - GWT 960°
Mechanical working life	≥ 500 cycles

Contacts:

Material	Copper alloy
Surface	hard-silver plated hard-gold plated
Contact resistance	≤ 3 m Ω
Spring terminal	
- mm²	0.14 - 2.5
- AWG	26 – 14
- Stripping length	9 - 11 mm

For solid or stranded wires

Recommended enclosures: See section 21, 22,23, 25,26,27

Type: **STD, HE, EMC**

Material	Die cast aluminium
Surface	Powder coated
Locking element	With metal monoblock lever
Hoods/Housings seal	NBR
Temperature range	-40 °C ... + 125 °C
Degree of protection acc. to EN 60529 for coupled connectors	IP66

Thread: Metric - EN 50262
Pg - DIN 40430

According to EN61984 connectors should not be coupled and decoupled under electrical load.

Caratteristiche tecniche

Norme di riferimento: *VDE 0627,VDE 0110 EN 61984, UL 1977*

Approvazioni: *c UL us (UL, CSA) CE RoHS*

Numero dei contatti *3,6,10,12(2x6), 20(2x10) + ⏚*

+ 2/4 contatti ausiliari per sicurezza delle connessioni ad alto voltaggio

Caratteristiche elettriche secondo EN 61984

16A 830V 8kV 3

Corrente nominale
Tensione nominale
Tensione ad impulso
Grado di inquinamento

Con grado di inquinamento 2	***16A 1000 V 8kV 2***
Contatti ausiliari	***16A 500 V 6kV 3***

Portata di corrente: *Vedi sezione "Caratteristiche elettriche"*

Tensione nominale secondo UL/CSA	*600V*
Contatti ausiliari	*250V*
Resistenza di isolamento	*≥ 10^{10} Ω*
Materiale	*Policarbonato*
Temperature di lavoro	*- 40 °C ... + 125 °C*
Autoestinguenza	*UL 94 V0 - GWT 960°*
Vita meccanica	*≥ 500 cicli*

Contatti:

Materiale	*Lega di rame*
Finitura:	*Argentati dorati*
Resistenza di contatto	*≤ 3 m Ω*
Terminali a molla	
mm²	*0.14÷2.5*
AWG	*26 - 14*
Lunghezza spellatura	*9 - 11 mm.*

Per fili rigidi o flessibili

Custodie suggerite: *Vedere sezioni 21,22,23, 25,26,27*

Tipo: ***STD, HE, EMC***

Materiale	*Fusione di alluminio*
Superficie	*Verniciatura a polvere*
Dispositivo di chiusura	*Con leva metallica monoblocco*
Guarnizione	*NBR*
Temperature di lavoro	*-40 °C ... + 125 °C*
Grado di protezione secondo EN 60529 per connettori accoppiati	*IP66*

Filettature: *Metrica - EN 50262*
Pg - DIN 40430

Secondo la norma EN61984 i connettori non devono essere connessi e sconnessi sotto carico