




Automatización Eléctrica
Especialistas en Automatización

At the end of this document you will find links to products related to this catalog. You can go directly to our shop by clicking [HERE](#). [HERE](#)

Protective conductor double-level terminal block - PTTB 1,5/S/2P-PE - 3212455

Please be informed that the data shown in this PDF Document is generated from our Online Catalog. Please find the complete data in the user's documentation. Our General Terms of Use for Downloads are valid (<http://phoenixcontact.com/download>)



Protective conductor double-level terminal block, Cross section: 0.14 mm² - 1.5 mm², AWG: 26 - 14, Connection type: Push-in / plug connection, Width: 3.5 mm, Color: green/yellow, Mounting type: NS 35/7,5, NS 35/15

Why buy this product

- The Push-in connection terminal blocks are characterized by the system features of the CLIPLINE complete system and by easy and tool-free wiring of conductors with ferrules or solid conductors
- The compact design and front connection enable wiring in a confined space
- In addition to the testing facility in the double function shaft, all terminal blocks provide an additional test connection
- Tested for railway applications

Key Commercial Data

Packing unit	50 STK
GTIN	 4 046356 565387

Technical data

General

Number of levels	2
Number of connections	4
Nominal cross section	1.5 mm ²
Color	green/yellow
Insulating material	PA
Flammability rating according to UL 94	V0
Area of application	Railway industry Mechanical engineering Plant engineering
Rated surge voltage	6 kV
Degree of pollution	3
Overvoltage category	III
Insulating material group	I
Connection in acc. with standard	IEC 61984
Open side panel	Yes

Protective conductor double-level terminal block - PTTB 1,5/S/2P-PE - 3212455

Technical data

General

Insertion/withdrawal cycles mechanical	100
Oscillation, broadband noise test result	Test passed
Test specification, oscillation, broadband noise	DIN EN 50155 (VDE 0115-200):2008-03
Test spectrum	Service life test category 1, class B, body mounted
Test frequency	$f_1 = 5 \text{ Hz}$ to $f_2 = 150 \text{ Hz}$
ASD level	$0.964 \text{ (m/s}^2\text{)}^2\text{/Hz}$
Acceleration	0.58 g
Test duration per axis	5 h
Test directions	X-, Y- and Z-axis
Shock test result	Test passed
Test specification, shock test	DIN EN 50155 (VDE 0115-200):2008-03
Shock form	Half-sine
Acceleration	5 g
Shock duration	30 ms
Number of shocks per direction	3
Test directions	X-, Y- and Z-axis (pos. and neg.)
Relative insulation material temperature index (Elec.; UL 746 B)	130 °C
Temperature index of insulation material (DIN EN 60216-1 (VDE 0304-21))	130 °C
Static insulating material application in cold	-60 °C

Dimensions

Width	3.5 mm
Length	69.3 mm
Height NS 35/7,5	42.6 mm
Height NS 35/15	50.1 mm

Connection data

Note	Please observe the current carrying capacity of the DIN rails.
Connection method	Push-in / plug connection
Conductor cross section solid min.	0.14 mm ²
Conductor cross section solid max.	1.5 mm ²
Conductor cross section flexible min.	0.14 mm ²
Conductor cross section flexible max.	1.5 mm ²
Conductor cross section AWG min.	26
Conductor cross section AWG max.	14
Conductor cross section flexible, with ferrule without plastic sleeve min.	0.14 mm ²
Conductor cross section flexible, with ferrule without plastic sleeve max.	1.5 mm ²
Conductor cross section flexible, with ferrule with plastic sleeve min.	0.14 mm ²
Conductor cross section flexible, with ferrule with plastic sleeve max.	1 mm ²
Minimum stripping length	8 mm

Protective conductor double-level terminal block - PTTB 1,5/S/2P-PE - 3212455

Technical data

Connection data

Maximum stripping length	10 mm
Internal cylindrical gage	A1 / B1

Standards and Regulations

Connection in acc. with standard	CUL
	IEC 61984
Flammability rating according to UL 94	V0

Classifications

eCl@ss

eCl@ss 4.0	27141118
eCl@ss 4.1	27141118
eCl@ss 5.0	27141118
eCl@ss 5.1	27141118
eCl@ss 6.0	27141141
eCl@ss 7.0	27141141
eCl@ss 8.0	27141141
eCl@ss 9.0	27141141

ETIM

ETIM 2.0	EC000901
ETIM 3.0	EC000901
ETIM 4.0	EC000901
ETIM 5.0	EC000901

UNSPSC

UNSPSC 6.01	30211811
UNSPSC 7.0901	39121410
UNSPSC 11	39121410
UNSPSC 12.01	39121410
UNSPSC 13.2	39121410

Approvals

Approvals

Approvals

UL Recognized / cUL Recognized / LR / GL / NK / NK / EAC / NK / BV / CSA / cULus Recognized


Protective conductor double-level terminal block - PTTB 1,5/S/2P-PE - 3212455


Approvals

Ex Approvals

Approvals submitted

Approval details

UL Recognized 			
	B	C	D
mm ² /AWG/kcmil	26-14	26-14	26-14

cUL Recognized 			
	B	C	D
mm ² /AWG/kcmil	26-14	26-14	26-14

LR

GL


NK

NK

EAC


NK

BV

CSA 	
mm ² /AWG/kcmil	26-14

Protective conductor double-level terminal block - PTTB 1,5/S/2P-PE - 3212455

Approvals

cULus Recognized  US

Drawings

Circuit diagram



Phoenix Contact 2016 © - all rights reserved
<http://www.phoenixcontact.com>

PHOENIX CONTACT GmbH & Co. KG
Flachsmarktstr. 8
32825 Blomberg
Germany
Tel. +49 5235 300
Fax +49 5235 3 41200
<http://www.phoenixcontact.com>



Below is a list of articles with direct links to our shop Electric Automation Network where you can see:

- Quote per purchase volume in real time.
- Online documentation and datasheets of all products.
- Estimated delivery time enquiry in real time.
- Logistics systems for the shipment of materials almost anywhere in the world.
- Purchasing management, order record and tracking of shipments.

To access the product, [click on the green button.](#)

Product	Code	Reference	Product link
Protective conductor double-level terminal block, Cross section: 0.14 mm ² - 1.5 mm ² , AWG: 26 - 14, Connection type: Push-in / plug connection, Width: 3.5 mm, Color: green/yellow, Mounting type: NS 35/7,5, NS 35/15	3212455	PTTB 1,5/ S/2P-PE	Buy on EAN