



Automatización Eléctrica
Especialistas en Automatización

At the end of this document you will find links to products related to this catalog. You can go directly to our shop by clicking HERE. [HERE](#)

Panel feed-through terminal block - UW 4 - 3073306

Please be informed that the data shown in this PDF Document is generated from our Online Catalog. Please find the complete data in the user's documentation. Our General Terms of Use for Downloads are valid (<http://phoenixcontact.com/download>)



Panel feed-through terminal block, Connection method: Screw connection, Load current : 41 A, Cross section: 0.2 mm² - 6 mm², AWG 24 - 10, Connection direction of the conductor to plug-in direction: 0 °, Width: 8.1 mm, Color: gray

Why buy this product

- Easy grouping with engagement pin versions
- Both terminal halves can be easily assembled by simply snapping them together
- Touch-proof insulating housing in a new design
- Molded type ensures maximum seal and is available with a slip-on or solder connection.
- Spacer plates increase clearances and creepage distances
- Universal screw connection with screw locking
- Automatic compensation of the panel thickness via the snap principle integrated in the insulation housing

Key Commercial Data

Packing unit	50 STK
GTIN	 4 046356 344258

Technical data

General

Number of levels	1
Number of connections	2
Nominal cross section	4 mm ²
Color	gray
Insulating material	PA
Flammability rating according to UL 94	V0
Maximum load current	41 A
Rated surge voltage	6 kV
Degree of pollution	3
Overvoltage category	III
Insulating material group	I
Connection in acc. with standard	IEC 60947-7-1
Nominal current I _N	32 A
Maximum load current	41 A

Panel feed-through terminal block - UW 4 - 3073306

Technical data

General

Nominal voltage U_N	500 V (with spacer plate)
Open side panel	No
Number of positions	1

Dimensions

Width	8.1 mm
Plate thickness	1 mm ... 4 mm

Connection data

Connection side	Level 1 ext. 1
Connection method	Screw connection
Conductor cross section solid min.	0.2 mm ²
Conductor cross section solid max.	6 mm ²
Conductor cross section flexible min.	0.2 mm ²
Conductor cross section flexible max.	4 mm ²
Conductor cross section AWG min.	24
Conductor cross section AWG max.	10
Conductor cross section flexible, with ferrule without plastic sleeve min.	0.25 mm ²
Conductor cross section flexible, with ferrule without plastic sleeve max.	4 mm ²
Conductor cross section flexible, with ferrule with plastic sleeve min.	0.25 mm ²
Conductor cross section flexible, with ferrule with plastic sleeve max.	4 mm ²
2 conductors with same cross section, solid min.	0.2 mm ²
2 conductors with same cross section, solid max.	1.5 mm ²
2 conductors with same cross section, stranded min.	0.2 mm ²
2 conductors with same cross section, stranded max.	1.5 mm ²
2 conductors with same cross section, stranded, ferrules without plastic sleeve, min.	0.25 mm ²
2 conductors with same cross section, stranded, ferrules without plastic sleeve, max.	1.5 mm ²
2 conductors with same cross section, stranded, TWIN ferrules with plastic sleeve, min.	0.5 mm ²
2 conductors with same cross section, stranded, TWIN ferrules with plastic sleeve, max.	2.5 mm ²
Cross section with insertion bridge, solid max.	4 mm ²
Cross section with insertion bridge, stranded max.	2.5 mm ²
Stripping length	9 mm
Internal cylindrical gage	A4
Screw thread	M3
Tightening torque, min	0.6 Nm
Tightening torque max	0.8 Nm

Standards and Regulations

Connection in acc. with standard	UL
	IEC 60947-7-1

Panel feed-through terminal block - UW 4 - 3073306

Technical data

Standards and Regulations

Flammability rating according to UL 94	V0
--	----

Classifications

eCl@ss

eCl@ss 4.0	27141131
eCl@ss 4.1	27141131
eCl@ss 5.0	27141134
eCl@ss 5.1	27141134
eCl@ss 6.0	27141134
eCl@ss 7.0	27141134
eCl@ss 8.0	27141134

ETIM

ETIM 2.0	EC001283
ETIM 3.0	EC001283
ETIM 4.0	EC001283
ETIM 5.0	EC001283

UNSPSC

UNSPSC 6.01	30211811
UNSPSC 7.0901	39121410
UNSPSC 11	39121410
UNSPSC 12.01	39121410
UNSPSC 13.2	39121410

Approvals

Approvals

Approvals

UL Recognized / EAC


Ex Approvals

Approvals submitted

Approval details

Panel feed-through terminal block - UW 4 - 3073306

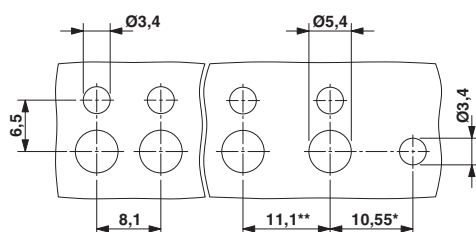
Approvals

UL Recognized 			
	B	C	D
mm ² /AWG/kcmil	24-10	24-10	24-10
Nominal current I _N	30 A	30 A	5 A
Nominal voltage U _N	300 V	300 V	600 V

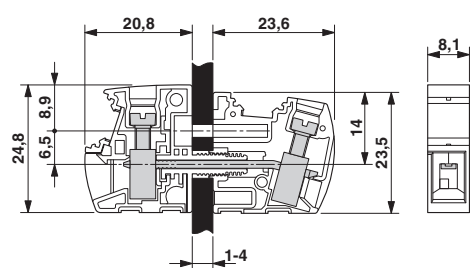
EAC

Drawings

Dimensional drawing



Dimensional drawing



* Only when using the UW...-F flange plate

** Dimensions when using the DP-UW... spacer plate

Phoenix Contact 2016 © - all rights reserved
<http://www.phoenixcontact.com>

PHOENIX CONTACT GmbH & Co. KG
Flachsmarktstr. 8
32825 Blomberg
Germany
Tel. +49 5235 300
Fax +49 5235 3 41200
<http://www.phoenixcontact.com>

Below is a list of articles with direct links to our shop Electric Automation Network where you can see:

- Quote per purchase volume in real time.
- Online documentation and datasheets of all products.
- Estimated delivery time enquiry in real time.
- Logistics systems for the shipment of materials almost anywhere in the world.
- Purchasing management, order record and tracking of shipments.

To access the product, [click on the green button.](#)

Product	Code	Reference	Product link
Panel feed-through terminal block, Connection method: Screw connection, Load current : 41 A, Cross section: 0.2 mm ² - 6 mm ² , AWG 24 - 10, Connection direction of the conductor to plug-in direction: 0 °, Width: 8.1 mm, Color: gray	3073306	UW 4	Buy on EAN