



**Automatización Eléctrica**  
Especialistas en Automatización

At the end of this document you will find links to products related to this catalog. You can go directly to our shop by clicking [HERE](#). [HERE](#)

## Test disconnect terminal block - STME 6 HV BU - 3035694

Please be informed that the data shown in this PDF Document is generated from our Online Catalog. Please find the complete data in the user's documentation. Our General Terms of Use for Downloads are valid (<http://phoenixcontact.com/download>)



Test disconnect terminal block, Connection method: Spring-cage connection, Cross section: 0.2 mm<sup>2</sup> - 10 mm<sup>2</sup>, AWG: 24 - 10, Width: 8.2 mm, Color: blue

### Why buy this product

- Connection of standard solar cables up to 10 mm<sup>2</sup> and with 7.5 mm outside diameter
- The DP-STMED 6 spacer plate ensures sufficient spacing between two adjacent diode terminal blocks
- A space-saving design of the same shape for compact generator connection boxes
- Consistent function shafts enable the simple grouping of individual PV lines using plug-in bridges

### Key Commercial Data

Packing unit	50 STK
GTIN	 4 046356 634052

### Technical data

#### General

Number of levels	1
Number of connections	2
Nominal cross section	6 mm <sup>2</sup>
Color	blue
Insulating material	PA
Flammability rating according to UL 94	V0
Rated surge voltage	8 kV
Degree of pollution	3
Overvoltage category	III
Insulating material group	I
Connection in acc. with standard	IEC 60947-7-1
Maximum load current	30 A (with 10 mm <sup>2</sup> conductor cross section)
Nominal current I <sub>N</sub>	30 A
Nominal voltage U <sub>N</sub>	1000 V
Open side panel	Yes

#### Dimensions

# Test disconnect terminal block - STME 6 HV BU - 3035694

## Technical data

### Dimensions

Width	8.2 mm
Length	100.8 mm
Height NS 35/7,5	49.6 mm
Height NS 35/15	57.1 mm

### Connection data

Connection method	Spring-cage connection
Connection in acc. with standard	IEC 60947-7-1
Conductor cross section solid min.	0.2 mm <sup>2</sup>
Conductor cross section solid max.	10 mm <sup>2</sup>
Conductor cross section AWG min.	24
Conductor cross section AWG max.	8
Conductor cross section flexible min.	0.2 mm <sup>2</sup>
Conductor cross section flexible max.	6 mm <sup>2</sup>
Min. AWG conductor cross section, flexible	24
Max. AWG conductor cross section, flexible	10
Conductor cross section flexible, with ferrule without plastic sleeve min.	0.25 mm <sup>2</sup>
Conductor cross section flexible, with ferrule without plastic sleeve max.	6 mm <sup>2</sup>
Conductor cross section flexible, with ferrule with plastic sleeve min.	0.25 mm <sup>2</sup>
Conductor cross section flexible, with ferrule with plastic sleeve max.	6 mm <sup>2</sup>
2 conductors with same cross section, stranded, TWIN ferrules with plastic sleeve, min.	0.5 mm <sup>2</sup>
2 conductors with same cross section, stranded, TWIN ferrules with plastic sleeve, max.	1.5 mm <sup>2</sup>
Stripping length	12 mm
Internal cylindrical gage	A4

### Standards and Regulations

Connection in acc. with standard	CUL
	IEC 60947-7-1
Flammability rating according to UL 94	V0

### Classifications

#### eCl@ss

eCl@ss 4.0	27141126
eCl@ss 4.1	27141126
eCl@ss 5.0	27141126
eCl@ss 5.1	27141126
eCl@ss 6.0	27141126
eCl@ss 7.0	27141126
eCl@ss 8.0	27141126

# Test disconnect terminal block - STME 6 HV BU - 3035694

## Classifications

### ETIM

ETIM 2.0	EC000902
ETIM 3.0	EC000902
ETIM 4.0	EC000902
ETIM 5.0	EC000902

### UNSPSC

UNSPSC 6.01	30211811
UNSPSC 7.0901	39121410
UNSPSC 11	39121410
UNSPSC 12.01	39121410
UNSPSC 13.2	39121410

## Approvals

### Approvals

---

#### Approvals

UL Recognized / cUL Recognized / CSA / EAC / cULus Recognized

---


#### Ex Approvals


---

#### Approvals submitted

---

## Approval details

UL Recognized 				
		B	C	D
mm <sup>2</sup> /AWG/kcmil	24-8	24-8	24-8	24-8
Nominal current I <sub>N</sub>	30 A	30 A	30 A	5 A
Nominal voltage U <sub>N</sub>	600 V	300 V	300 V	600 V

cUL Recognized 				
		B	C	D
mm <sup>2</sup> /AWG/kcmil	24-8	24-8	24-8	24-8
Nominal current I <sub>N</sub>	30 A	30 A	30 A	5 A

# Test disconnect terminal block - STME 6 HV BU - 3035694

## Approvals

		B	C	D
Nominal voltage UN	600 V	300 V	300 V	600 V

CSA			
	B	C	
mm <sup>2</sup> /AWG/kcmil	24-8	24-8	
Nominal current IN	30 A	30 A	
Nominal voltage UN	600 V	600 V	

EAC
-----

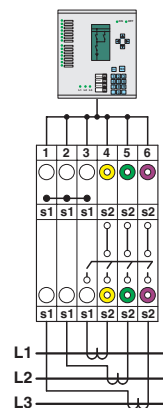
cULus Recognized
------------------

## Drawings

Circuit diagram



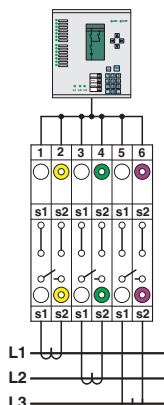
Schematic diagram



Interlinked three-phase current transformer set

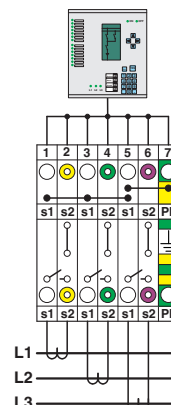
# Test disconnect terminal block - STME 6 HV BU - 3035694

Schematic diagram



Simple three-phase current transformer set

Schematic diagram



Interlinked three-phase current transformer set with grounded star point

Phoenix Contact 2016 © - all rights reserved  
<http://www.phoenixcontact.com>

PHOENIX CONTACT GmbH & Co. KG  
Flachsmarktstr. 8  
32825 Blomberg  
Germany  
Tel. +49 5235 300  
Fax +49 5235 3 41200  
<http://www.phoenixcontact.com>



**Automatización Eléctrica**  
Especialistas en Automatización

Below is a list of articles with direct links to our shop Electric Automation Network where you can see:

- Quote per purchase volume in real time.
- Online documentation and datasheets of all products.
- Estimated delivery time enquiry in real time.
- Logistics systems for the shipment of materials almost anywhere in the world.
- Purchasing management, order record and tracking of shipments.

To access the product, [click on the green button.](#)

Product	Code	Reference	Product link
Test disconnect terminal block, Connection method: Spring-cage connection, Cross section: 0.2 mm <sup>2</sup> -10 mm <sup>2</sup> , AWG: 24 - 10, Width: 8.2 mm, Color: blue	3035694	STME 6 HV BU	<a href="#">Buy on EAN</a>