



Automatización Eléctrica
Especialistas en Automatización

At the end of this document you will find links to products related to this catalog. You can go directly to our shop by clicking [HERE](#). [HERE](#)

Feed-through terminal block - STS 4-TWIN - 3031665

Please be informed that the data shown in this PDF Document is generated from our Online Catalog. Please find the complete data in the user's documentation. Our General Terms of Use for Downloads are valid (<http://phoenixcontact.com/download>)



Feed-through terminal block, Connection method: Spring-cage connection, Cross section: 0.08 mm² - 6 mm², AWG: 28 - 10, Width: 6.2 mm, Color: gray, Mounting type: NS 35/7,5, NS 35/15

Why buy this product

- Cross connection to adjacent feed-through terminal blocks with the consistent FBS ... plug-in bridge system
- Same shape and pitch as the feed-through terminal blocks



Key Commercial Data

Packing unit	50 STK
GTIN	 4 017918 193317

Technical data

General

Number of levels	1
Number of connections	3
Nominal cross section	4 mm ²
Color	gray
Insulating material	PA
Flammability rating according to UL 94	V0
Rated surge voltage	8 kV
Degree of pollution	3
Overvoltage category	III
Insulating material group	I
Connection in acc. with standard	IEC 60947-7-1
Maximum load current	38 A (In the case of a 6 mm ² conductor cross section, the maximum load current must not be exceeded by the total current of all connected conductors)
Nominal current I _N	32 A (with 6 mm ² conductor cross section)

Feed-through terminal block - STS 4-TWIN - 3031665

Technical data

General

Nominal voltage U_N	800 V
Open side panel	Yes
Shock protection test specification	DIN EN 50274 (VDE 0660-514):2002-11
Back of the hand protection	guaranteed
Finger protection	guaranteed
Result of surge voltage test	Test passed
Surge voltage test setpoint	9.8 kV
Result of power-frequency withstand voltage test	Test passed
Power frequency withstand voltage setpoint	2 kV
Result of the test for mechanical stability of terminal points (5 x conductor connection)	Test passed
Result of bending test	Test passed
Bending test rotation speed	10 rpm
Bending test turns	135
Bending test conductor cross section/weight	0.08 mm ² / 0.1 kg
	4 mm ² / 0.9 kg
	6 mm ² / 1.4 kg
Tensile test result	Test passed
Conductor cross section tensile test	0.08 mm ²
Tractive force setpoint	5 N
Conductor cross section tensile test	4 mm ²
Tractive force setpoint	60 N
Conductor cross section tensile test	6 mm ²
Tractive force setpoint	80 N
Result of tight fit on support	Test passed
Tight fit on carrier	NS 35
Setpoint	1 N
Result of voltage-drop test	Test passed
Requirements, voltage drop	≤ 3.2 mV
Result of temperature-rise test	Test passed
Short circuit stability result	Test passed
Conductor cross section short circuit testing	4 mm ²
Short-time current	0.48 kA
Conductor cross section short circuit testing	6 mm ²
Short-time current	0.72 kA
Result of aging test	Test passed
Ageing test for screwless modular terminal block temperature cycles	192
Result of thermal test	Test passed
Proof of thermal characteristics (needle flame) effective duration	30 s
Relative insulation material temperature index (Elec., UL 746 B)	130 °C

Feed-through terminal block - STS 4-TWIN - 3031665

Technical data

General

Temperature index of insulation material (DIN EN 60216-1 (VDE 0304-21))	125 °C
Static insulating material application in cold	-60 °C

Dimensions

Width	6.2 mm
End cover width	2.2 mm
Length	64.5 mm
Height NS 35/7,5	43 mm
Height NS 35/15	50.5 mm

Connection data

Connection method	Spring-cage connection
Connection in acc. with standard	IEC 60947-7-1
Conductor cross section solid min.	0.08 mm ²
Conductor cross section solid max.	6 mm ²
Conductor cross section AWG min.	28
Conductor cross section AWG max.	10
Conductor cross section flexible min.	0.08 mm ²
Conductor cross section flexible max.	4 mm ²
Min. AWG conductor cross section, flexible	28
Max. AWG conductor cross section, flexible	12
Conductor cross section flexible, with ferrule without plastic sleeve min.	0.14 mm ²
Conductor cross section flexible, with ferrule without plastic sleeve max.	4 mm ²
Conductor cross section flexible, with ferrule with plastic sleeve min.	0.14 mm ²
Conductor cross section flexible, with ferrule with plastic sleeve max.	4 mm ²
2 conductors with same cross section, stranded, TWIN ferrules with plastic sleeve, min.	0.5 mm ²
2 conductors with same cross section, stranded, TWIN ferrules with plastic sleeve, max.	1 mm ²
Connection in acc. with standard	IEC/EN 60079-7
Conductor cross section solid min.	0.08 mm ²
Conductor cross section solid max.	6 mm ²
Conductor cross section AWG min.	28
Conductor cross section AWG max.	10
Conductor cross section flexible min.	0.08 mm ²
Conductor cross section flexible max.	4 mm ²
Stripping length	8 mm ... 10 mm
Internal cylindrical gage	A4

Standards and Regulations

Connection in acc. with standard	CSA
	IEC 60947-7-1

Feed-through terminal block - STS 4-TWIN - 3031665

Technical data

Standards and Regulations

Flammability rating according to UL 94	V0
--	----

Classifications

eCl@ss

eCl@ss 4.0	27141121
eCl@ss 4.1	27141121
eCl@ss 5.0	27141120
eCl@ss 5.1	27141120
eCl@ss 6.0	27141120
eCl@ss 7.0	27141120
eCl@ss 8.0	27141120
eCl@ss 9.0	27141120

ETIM

ETIM 2.0	EC000897
ETIM 3.0	EC000897
ETIM 4.0	EC000897
ETIM 5.0	EC000897

UNSPSC

UNSPSC 6.01	30211811
UNSPSC 7.0901	39121410
UNSPSC 11	39121410
UNSPSC 12.01	39121410
UNSPSC 13.2	39121410

Approvals

Approvals

Approvals

CSA / UL Recognized / SEV / cUL Recognized / LR / GL / BV / RS / ABS / KR / NK / CCA / EAC / EAC / cULus Recognized

Ex Approvals


ATEX / IECEx / EAC Ex


Approvals submitted

Feed-through terminal block - STS 4-TWIN - 3031665


Approvals

Approval details

CSA 		
	B	C
mm ² /AWG/kcmil	28-10	28-10
Nominal current I _N	30 A	30 A
Nominal voltage U _N	600 V	600 V

UL Recognized 		
	B	C
mm ² /AWG/kcmil	28-10	28-10
Nominal current I _N	30 A	30 A
Nominal voltage U _N	600 V	600 V

SEV	
mm ² /AWG/kcmil	0.2-4
Nominal voltage U _N	800 V

cUL Recognized 		
	B	C
mm ² /AWG/kcmil	28-10	28-10
Nominal current I _N	30 A	30 A
Nominal voltage U _N	600 V	600 V

LR

GL

BV

RS

ABS

Feed-through terminal block - STS 4-TWIN - 3031665

Approvals


KR

NK

CCA	
mm ² /AWG/kcmil	
	1.5

EAC

EAC

cULus Recognized 

Drawings

Circuit diagram



Phoenix Contact 2016 © - all rights reserved
<http://www.phoenixcontact.com>

PHOENIX CONTACT GmbH & Co. KG
Flachmarktstr. 8
32825 Blomberg
Germany
Tel. +49 5235 300
Fax +49 5235 3 41200
<http://www.phoenixcontact.com>



Automatización Eléctrica
Especialistas en Automatización

Below is a list of articles with direct links to our shop Electric Automation Network where you can see:

- Quote per purchase volume in real time.
- Online documentation and datasheets of all products.
- Estimated delivery time enquiry in real time.
- Logistics systems for the shipment of materials almost anywhere in the world.
- Purchasing management, order record and tracking of shipments.

To access the product, [click on the green button.](#)

Product	Code	Reference	Product link
Feed-through terminal block, Connection method: Spring-cage connection, Cross section: 0.08 mm ² - 6 mm ² , AWG: 28 - 10, Width: 6.2 mm, Color: gray, Mounting type: NS 35/7,5, NS 35/15	3031665	STS 4-TWIN	Buy on EAN