



Automatización Eléctrica
Especialistas en Automatización

At the end of this document you will find links to products related to this catalog. You can go directly to our shop by clicking HERE. [HERE](#)

Installation ground terminal block - VIOK 1,5-D/TG/D/PE - 3011067

Please be informed that the data shown in this PDF Document is generated from our Online Catalog. Please find the complete data in the user's documentation. Our General Terms of Use for Downloads are valid (<http://phoenixcontact.com/download>)




Installation ground terminal block, Cross section: 0.2 mm² - 4 mm², AWG: 24 - 12, Connection type: Screw connection, Width: 6.2 mm, Color: gray, Mounting type: NS 35/7,5, NS 35/15

Why buy this product

- This terminal block is a combination of a DIK ... and DOK ... terminal block where a single terminal block can be used for initiators and actuators
- The upper level contains the feed-through connections for the signal cable which can be labeled
- The PE connection is located in the lower level
- The two middle terminal points supply potential to the initiator

Key Commercial Data

Packing unit	50 STK
GTIN	 4 017918 106676

Technical data

General

Number of levels	4
Number of connections	7
Nominal cross section	2.5 mm ²
Color	gray
Insulating material	PA
Flammability rating according to UL 94	V2
Rated surge voltage	4 kV
Degree of pollution	3
Overvoltage category	III
Insulating material group	I
Connection in acc. with standard	IEC 60947-7-1 / IEC 60947-7-2
Nominal current I _N	24 A
Maximum load current	24 A (with 4 mm ² conductor cross section)
Nominal voltage U _N	250 V (the voltage is determined by the component used)
Connection in acc. with standard	IEC 60947-7-1
Nominal current I _N (upper level)	16 A

Installation ground terminal block - VIOK 1,5-D/TG/D/PE - 3011067

Technical data

General

Maximum load current (upper level)	16 A (with 4 mm ² conductor cross section)
Nominal voltage U _N	250 V
Open side panel	No

Dimensions

Width	6.2 mm
Length	91.5 mm
Height NS 35/7,5	70 mm
Height NS 35/15	77.5 mm

Connection data

Note	Please observe the current carrying capacity of the DIN rails.
Connection method	Screw connection
Conductor cross section solid min.	0.2 mm ²
Conductor cross section solid max.	4 mm ²
Conductor cross section flexible min.	0.2 mm ²
Conductor cross section flexible max.	2.5 mm ²
Conductor cross section AWG min.	24
Conductor cross section AWG max.	12
Conductor cross section flexible, with ferrule without plastic sleeve min.	0.25 mm ²
Conductor cross section flexible, with ferrule without plastic sleeve max.	2.5 mm ²
Conductor cross section flexible, with ferrule with plastic sleeve min.	0.25 mm ²
Conductor cross section flexible, with ferrule with plastic sleeve max.	2.5 mm ²
Cross section with insertion bridge, solid max.	4 mm ²
Cross section with insertion bridge, stranded max.	2.5 mm ²
2 conductors with same cross section, solid min.	0.2 mm ²
2 conductors with same cross section, solid max.	1 mm ²
2 conductors with same cross section, stranded min.	0.2 mm ²
2 conductors with same cross section, stranded max.	1 mm ²
2 conductors with same cross section, stranded, ferrules without plastic sleeve, min.	0.25 mm ²
2 conductors with same cross section, stranded, ferrules without plastic sleeve, max.	1 mm ²
2 conductors with same cross section, stranded, TWIN ferrules with plastic sleeve, min.	0.5 mm ²
2 conductors with same cross section, stranded, TWIN ferrules with plastic sleeve, max.	1 mm ²
Cross section with insertion bridge, solid max.	4 mm ²
Cross section with insertion bridge, stranded max.	2.5 mm ²
Stripping length	8 mm
Internal cylindrical gage	A3
Screw thread	M3
Tightening torque, min	0.5 Nm

Installation ground terminal block - VIOK 1,5-D/TG/D/PE - 3011067

Technical data

Connection data

Tightening torque max	0.6 Nm
Connection method	Screw connection
Conductor cross section solid min.	0.2 mm ²
Conductor cross section solid max.	4 mm ²
Conductor cross section flexible min.	0.2 mm ²
Conductor cross section flexible max.	2.5 mm ²
Conductor cross section AWG min.	24
Conductor cross section AWG max.	12
Conductor cross section flexible, with ferrule without plastic sleeve min.	0.25 mm ²
Conductor cross section flexible, with ferrule without plastic sleeve max.	2.5 mm ²
Conductor cross section flexible, with ferrule with plastic sleeve min.	0.25 mm ²
Conductor cross section flexible, with ferrule with plastic sleeve max.	2.5 mm ²
Cross section with insertion bridge, solid max.	4 mm ²
Cross section with insertion bridge, stranded max.	2.5 mm ²
2 conductors with same cross section, solid min.	0.2 mm ²
2 conductors with same cross section, solid max.	1 mm ²
2 conductors with same cross section, stranded min.	0.2 mm ²
2 conductors with same cross section, stranded max.	1 mm ²
2 conductors with same cross section, stranded, ferrules without plastic sleeve, min.	0.25 mm ²
2 conductors with same cross section, stranded, ferrules without plastic sleeve, max.	1 mm ²
2 conductors with same cross section, stranded, TWIN ferrules with plastic sleeve, min.	0.5 mm ²
2 conductors with same cross section, stranded, TWIN ferrules with plastic sleeve, max.	1 mm ²
Cross section with insertion bridge, solid max.	4 mm ²
Cross section with insertion bridge, stranded max.	2.5 mm ²
Stripping length	8 mm
Screw thread	M3
Tightening torque, min	0.5 Nm
Tightening torque max	0.6 Nm

Standards and Regulations

Connection in acc. with standard	CSA
	IEC 60947-7-1 / IEC 60947-7-2
	IEC 60947-7-1
Flammability rating according to UL 94	V2

Installation ground terminal block - VIOK 1,5-D/TG/D/PE - 3011067

Classifications

eCl@ss

eCl@ss 4.0	27141118
eCl@ss 4.1	27141118
eCl@ss 5.0	27141118
eCl@ss 5.1	27141118
eCl@ss 6.0	27141128
eCl@ss 7.0	27141128
eCl@ss 8.0	27141128

ETIM

ETIM 2.0	EC000900
ETIM 3.0	EC000900
ETIM 4.0	EC000900
ETIM 5.0	EC000900

UNSPSC

UNSPSC 6.01	30211811
UNSPSC 7.0901	39121410
UNSPSC 11	39121410
UNSPSC 12.01	39121410
UNSPSC 13.2	39121410

Approvals

Approvals


Approvals

CSA / UL Recognized / cUL Recognized / EAC / EAC / cULus Recognized

Ex Approvals

Approvals submitted


Approval details


<div>  CSA </div>	
mm²/AWG/kcmil	28-14

Installation ground terminal block - VIOK 1,5-D/TG/D/PE - 3011067

Approvals

Nominal current I _N	15 A
Nominal voltage U _N	300 V

UL Recognized 	
mm ² /AWG/kcmil	30-14
Nominal current I _N	15 A
Nominal voltage U _N	300 V

cUL Recognized 	
mm ² /AWG/kcmil	30-14
Nominal current I _N	15 A
Nominal voltage U _N	300 V

EAC

EAC

cULus Recognized 
--

Drawings

Circuit
diagram



1	2	3	4	5	6	7	8	9	10	11	12	13	14	15
PE	PE	PE	PE	PE	PE	PE	PE	PE	PE	PE	PE	PE	PE	PE

1 2

1 = fixed bridge
2 = insertion bridge

Below is a list of articles with direct links to our shop Electric Automation Network where you can see:

- Quote per purchase volume in real time.
- Online documentation and datasheets of all products.
- Estimated delivery time enquiry in real time.
- Logistics systems for the shipment of materials almost anywhere in the world.
- Purchasing management, order record and tracking of shipments.

To access the product, [click on the green button.](#)

Product	Code	Reference	Product link
Installation ground terminal block, Cross section: 0.2 mm ² - 4 mm ² , AWG: 24 - 12, Connection type: Screw connection, Width: 6.2 mm, Color: gray, Mounting type: NS 35/7,5, NS 35/15	3011067	VIOK 1,5-D/ TG/D/PE	Buy on EAN