



Automatización Eléctrica
Especialistas en Automatización

At the end of this document you will find links to products related to this catalog. You can go directly to our shop by clicking [HERE](#). [HERE](#)

Electronic housing - EMG 17-LG - 2946078

Please be informed that the data shown in this PDF Document is generated from our Online Catalog. Please find the complete data in the user's documentation. Our General Terms of Use for Downloads are valid (<http://phoenixcontact.com/download>)




Electronic housing, with universal foot, for p.c.b. insertion, without screw connection terminal blocks and cover, pitch 5

Why buy this product

- Choice of four cover sizes in transparent or color versions
- Practical and easy-to-wire conductor connections
- High degree of flexibility due to the wide choice of versions
- Space-saving accommodation of electronic components in finely graded module versions available with 10 to 150 mm pitch
- Uniform and appropriate housing technology
- User-friendly and safe mounting on DIN rails according to EN 60715
- Inflammability class V0 insulation material (according to UL 94)
- Shock and contamination-proof accommodation of electronic components
- Universal PCBs for all pitches

Key Commercial Data

Packing unit	10 STK
GTIN	 4 017918 082031

Technical data

General

Housing type	Component housing
Housing material	Polycarbonate fiber reinforced
Color	green

Ambient conditions

Ambient temperature (operation)	-40 °C ... 125 °C
---------------------------------	-------------------

Dimensions

Length	75 mm
Constructional height	47.5 mm
Width	17.5 mm
Pitch	5 mm

Technical data

Electronic housing - EMG 17-LG - 2946078

Technical data

Technical data

Flammability rating according to UL 94	V0
Power dissipation without gap	1.3 W
Power dissipation with 20 mm gap	1.4 W
Number of positions	6

Connection data

Conductor cross section solid min.	0.2 mm ²
Conductor cross section solid max.	4 mm ²
Conductor cross section flexible min.	0.2 mm ²
Conductor cross section flexible max.	2.5 mm ²
Conductor cross section AWG min.	24
Conductor cross section AWG max.	12
Stripping length	8 mm

Standards and Regulations

Flammability rating according to UL 94	V0
----------------------------------------	----

Classifications

eCl@ss

eCl@ss 4.0	27180401
eCl@ss 4.1	27180401
eCl@ss 5.0	27180506
eCl@ss 5.1	27180506
eCl@ss 6.0	27180802
eCl@ss 7.0	27182702
eCl@ss 8.0	27182702
eCl@ss 9.0	27182702

ETIM

ETIM 2.0	EC001031
ETIM 3.0	EC001031
ETIM 4.0	EC001031
ETIM 5.0	EC001031

UNSPSC

UNSPSC 6.01	31261501
UNSPSC 7.0901	31261501
UNSPSC 11	31261501
UNSPSC 12.01	31261501
UNSPSC 13.2	31261501

Electronic housing - EMG 17-LG - 2946078

Approvals

Approvals

Approvals

EAC

Ex Approvals

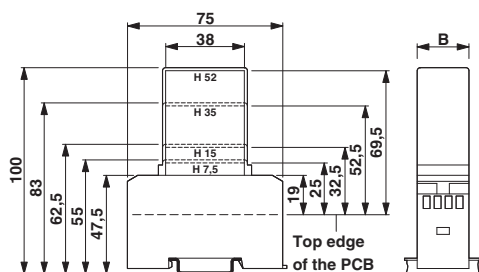
Approvals submitted

Approval details

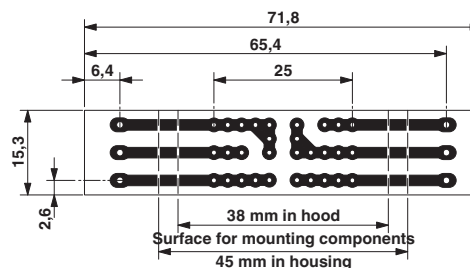
EAC

Drawings

Dimensional drawing



Dimensional drawing



Pitch 5 mm
 a = Area for mounting components, 38 mm in the hood
 b = Area for mounting components, 45 mm in the housing

1 = Top edge of the PCB
 B = Housing width



Below is a list of articles with direct links to our shop Electric Automation Network where you can see:

- Quote per purchase volume in real time.
- Online documentation and datasheets of all products.
- Estimated delivery time enquiry in real time.
- Logistics systems for the shipment of materials almost anywhere in the world.
- Purchasing management, order record and tracking of shipments.

To access the product, [click on the green button.](#)

Product	Code	Reference	Product link
Electronic housing, with universal foot, for p.c.b. insertion, without screw connection terminal blocks and cover, pitch 5	2946078	EMG 17-LG	Buy on EAN