



**Automatización Eléctrica**  
Especialistas en Automatización

At the end of this document you will find links to products related to this catalog. You can go directly to our shop by clicking [HERE](#). [HERE](#)

## Solid-state relay module - EMG 10-OV-110DC/24DC/1 - 2944245

Please be informed that the data shown in this PDF Document is generated from our Online Catalog. Please find the complete data in the user's documentation. Our General Terms of Use for Downloads are valid (<http://phoenixcontact.com/download>)



Power solid-state relay, with LED and protective circuit in input and output circuits, input: 110 V DC, output: 5 - 36 V DC/max. 1 A


The illustration shows version EMG 10-OV, with DC voltage output, max. 1 A

### Why buy this product

- RC protective circuit
- Protective circuit in input and output
- EMG-17-OV, short-circuit-proof with indicator LED
- Electrical isolation
- Direct control with switching levels from 5 V to 230 V and up to 2 A
- Zero voltage switch
- Status indicator



### Key Commercial Data

Packing unit	10 STK
GTIN	 4 017918 081546

### Technical data

#### Dimensions

Width	10 mm
Height	75 mm
Depth	102 mm

#### Ambient conditions

Ambient temperature (operation)	-20 °C ... 50 °C
Ambient temperature (storage/transport)	-20 °C ... 70 °C
Degree of protection	IP20

# Solid-state relay module - EMG 10-OV-110DC/24DC/1 - 2944245

## Technical data

### Input data

Nominal input voltage $U_N$	110 V DC
Input voltage range in reference to $U_N$	0.9 ... 1.1
Switching threshold "0" signal in reference to $U_N$	$\leq 0.23$
Switching threshold "1" signal in reference to $U_N$	$\geq 0.9$
Typical input current at $U_N$	4 mA
Typical response time	0.1 ms
Typical turn-off time	0.2 ms
Status display	Yellow LED
Type of protection	Protection against polarity reversal
Protective circuit/component	Polarity protection diode
Transmission frequency	500 Hz

### Output data

Output nominal voltage	24 V DC
Output voltage range	5 V DC ... 36 V DC
Limiting continuous current	1 A (see derating curve)
Surge current	2 A (t = 1 s)
Peak offstate voltage	45 V DC (Collector-emitter reverse voltage)
Voltage drop at max. limiting continuous current	$\leq 1$ V
Output circuit	2-wire, floating
Type of protection	Protection against polarity reversal
Protective circuit/component	Polarity protection diode

### Connection data, input side

Connection name	Input side
Connection method	Screw connection
Stripping length	8 mm
Screw thread	M3
Conductor cross section solid	0.2 mm <sup>2</sup> ... 4 mm <sup>2</sup>
Conductor cross section flexible	0.2 mm <sup>2</sup> ... 2.5 mm <sup>2</sup>
Conductor cross section AWG	24 ... 12

### Connection data, output side

Connection name	Output side
Connection method	Screw connection
Stripping length	8 mm
Screw thread	M3
Conductor cross section solid	0.2 mm <sup>2</sup> ... 4 mm <sup>2</sup>
Conductor cross section flexible	0.2 mm <sup>2</sup> ... 2.5 mm <sup>2</sup>
Conductor cross section AWG	24 ... 12

### General

Test voltage input/output	3.5 kV AC
---------------------------	-----------

# Solid-state relay module - EMG 10-OV-110DC/24DC/1 - 2944245

## Technical data

### General

	3.5 kV AC
Mounting position	any
Assembly instructions	In rows with zero spacing
Operating mode	100% operating factor
Flammability rating according to UL 94	V0
Standards/regulations	IEC 60664
	EN 50178
	IEC 62103
Rated surge voltage/insulation	Basic insulation

### Standards and Regulations

Standards/regulations	IEC 60664
	EN 50178
	IEC 62103
Rated surge voltage/insulation	Basic insulation
Flammability rating according to UL 94	V0

## Classifications

### eCl@ss

eCl@ss 4.0	27371102
eCl@ss 4.1	27371102
eCl@ss 5.0	27371001
eCl@ss 5.1	27371001
eCl@ss 6.0	27371001
eCl@ss 7.0	27371001
eCl@ss 8.0	27371604

### ETIM

ETIM 2.0	EC001504
ETIM 3.0	EC001504
ETIM 4.0	EC001504
ETIM 5.0	EC001504

### UNSPSC

UNSPSC 6.01	30211916
UNSPSC 7.0901	39121542
UNSPSC 11	39121542
UNSPSC 12.01	39121542
UNSPSC 13.2	39121542

# Solid-state relay module - EMG 10-OV-110DC/24DC/1 - 2944245

## Approvals

Approvals

---

Approvals

EAC

---

Ex Approvals

---

Approvals submitted

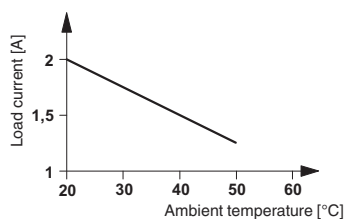
---

## Approval details

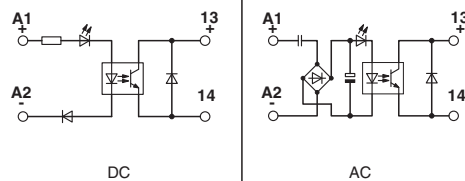
EAC
-----

## Drawings

Diagram



Circuit diagram



Phoenix Contact 2016 © - all rights reserved  
<http://www.phoenixcontact.com>

PHOENIX CONTACT GmbH & Co. KG  
Flachsmarktstr. 8  
32825 Blomberg  
Germany  
Tel. +49 5235 300  
Fax +49 5235 3 41200  
<http://www.phoenixcontact.com>



Below is a list of articles with direct links to our shop Electric Automation Network where you can see:

- Quote per purchase volume in real time.
- Online documentation and datasheets of all products.
- Estimated delivery time enquiry in real time.
- Logistics systems for the shipment of materials almost anywhere in the world.
- Purchasing management, order record and tracking of shipments.

To access the product, [click on the green button.](#)

Product	Code	Reference	Product link
Power solid-state relay, with LED and protective circuit in input and output circuits, input: 110 V DC, output: 5 - 36 V DC/max. 1 A	2944245	EMG 10-OV-110DC/24DC/1	<a href="#">Buy on EAN</a>