



Automatización Eléctrica
Especialistas en Automatización

At the end of this document you will find links to products related to this catalog. You can go directly to our shop by clicking [HERE](#). [HERE](#)

Electronic terminal block - EIK1-SVN-24P - 2940799

Please be informed that the data shown in this PDF Document is generated from our Online Catalog. Please find the complete data in the user's documentation. Our General Terms of Use for Downloads are valid (<http://phoenixcontact.com/download>)




Switching amplifier electronic terminal block, for inductive proximity sensors acc. to NAMUR, with light indicators for sensor signal and faults

Why buy this product

- Bridging and labeling with standard terminal block accessories
- Error indication via LED
- Monitoring of initiator side for short circuits or wire breaks
- Status indication (high signal) via green LED
- Suitable resistance circuit to enable monitoring of mechanical switches
- 24 V/50 mA digital output



Key Commercial Data

Packing unit	10 STK
GTIN	 4 017918 080242

Technical data

Note

Utilization restriction	EMC: class A product, see manufacturer's declaration in the download area
-------------------------	---

Dimensions

Width	6.2 mm
Height	80 mm
Depth	56 mm

Ambient conditions

Ambient temperature (operation)	-25 °C ... 50 °C
Ambient temperature (storage/transport)	-25 °C ... 70 °C

Input data

Electronic terminal block - EIK1-SVN-24P - 2940799

Technical data

Input data

Designation	Supply
Input voltage range	18.5 V DC ... 28.8 V DC (U_{VN} , see derating curve)
Typical input current at U_N	70 mA
Max. current consumption	70 mA (at 50 mA output current)
Operating voltage display	Green LED
Type of protection	Protection against polarity reversal
Protective circuit/component	Polarity protection diode
Transmission frequency	1 kHz
Designation	Control circuit
Nominal input voltage U_N	8.2 V DC $\pm 10\%$
Indication	visual short-circuit and wire break control with LED (red)
Type of protection	12 V Zener diode
Protective circuit/component	12 V Zener diode
Transmission frequency	1 kHz
Switching point	≥ 2.1 mA (In conductive state)
	≤ 1.2 mA (In blocking state)
	6.3 mA ... 10 mA (in the event of a short-circuit)
	0 mA ... 0.35 mA (In the event of a wire break)
Switching hysteresis	approx. 0.2 mA
Internal resistance	approx. 1 k Ω

Output data

Designation	Signal output
Output nominal voltage	≤ 100 mV (In conductive state)
	$U_{VN} - U_R$; in blocking state
Limiting continuous current	50 mA
Voltage drop at max. limiting continuous current	≤ 1.5 V (U_R)
Type of protection	36 V Zener diode as free-wheeling diode
Protective circuit/component	36 V Zener diode as free-wheeling diode

Connection data, input side

Connection name	Input side
Connection method	Screw connection
Stripping length	8 mm
Screw thread	M3
Conductor cross section solid	0.2 mm ² ... 4 mm ²
Conductor cross section flexible	0.2 mm ² ... 2.5 mm ²
Conductor cross section AWG	24 ... 12
Torque	0.5 Nm

Connection data, output side

Connection name	Output side
-----------------	-------------

Electronic terminal block - EIK1-SVN-24P - 2940799

Technical data

Connection data, output side

Connection method	Screw connection
Stripping length	8 mm
Screw thread	M3
Conductor cross section solid	0.2 mm ² ... 4 mm ²
Conductor cross section flexible	0.2 mm ² ... 2.5 mm ²
Conductor cross section AWG	24 ... 12
Torque	0.5 Nm

General

Mounting position	any
Assembly instructions	In rows with zero spacing
Designation	Air clearances and creepage distances
Standards/regulations	IEC 60664
	EN 61000-6-2
	EN 61000-6-4
Degree of pollution	2
Overvoltage category	III

Standards and Regulations

Designation	Air clearances and creepage distances
Standards/regulations	IEC 60664
	EN 61000-6-2
	EN 61000-6-4
Degree of pollution	2
Overvoltage category	III

Classifications

eCl@ss

eCl@ss 4.0	27371102
eCl@ss 4.1	27371102
eCl@ss 5.0	27371001
eCl@ss 5.1	27371001
eCl@ss 6.0	27371001
eCl@ss 7.0	27371001
eCl@ss 8.0	27141128

ETIM

ETIM 2.0	EC001437
ETIM 3.0	EC001437
ETIM 4.0	EC001437
ETIM 5.0	EC000900

Electronic terminal block - EIK1-SVN-24P - 2940799

Classifications

UNSPSC

UNSPSC 6.01	30211916
UNSPSC 7.0901	39121515
UNSPSC 11	39121515
UNSPSC 12.01	39121515
UNSPSC 13.2	39121515

Approvals

Approvals

Approvals

EAC

Ex Approvals

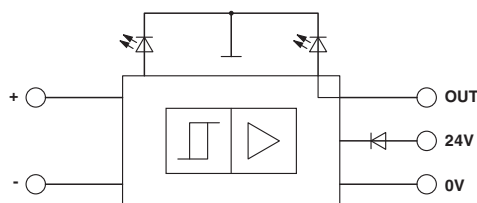
Approvals submitted

Approval details

EAC

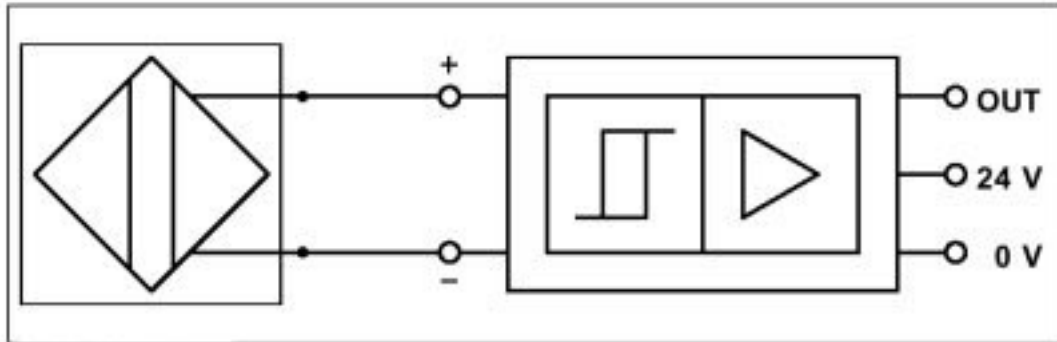
Drawings

Circuit diagram



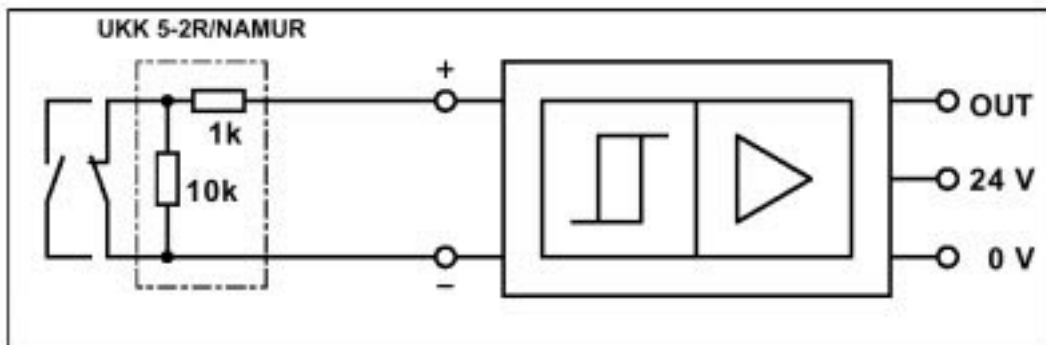
Electronic terminal block - EIK1-SVN-24P - 2940799

Application drawing



NAMUR initiator

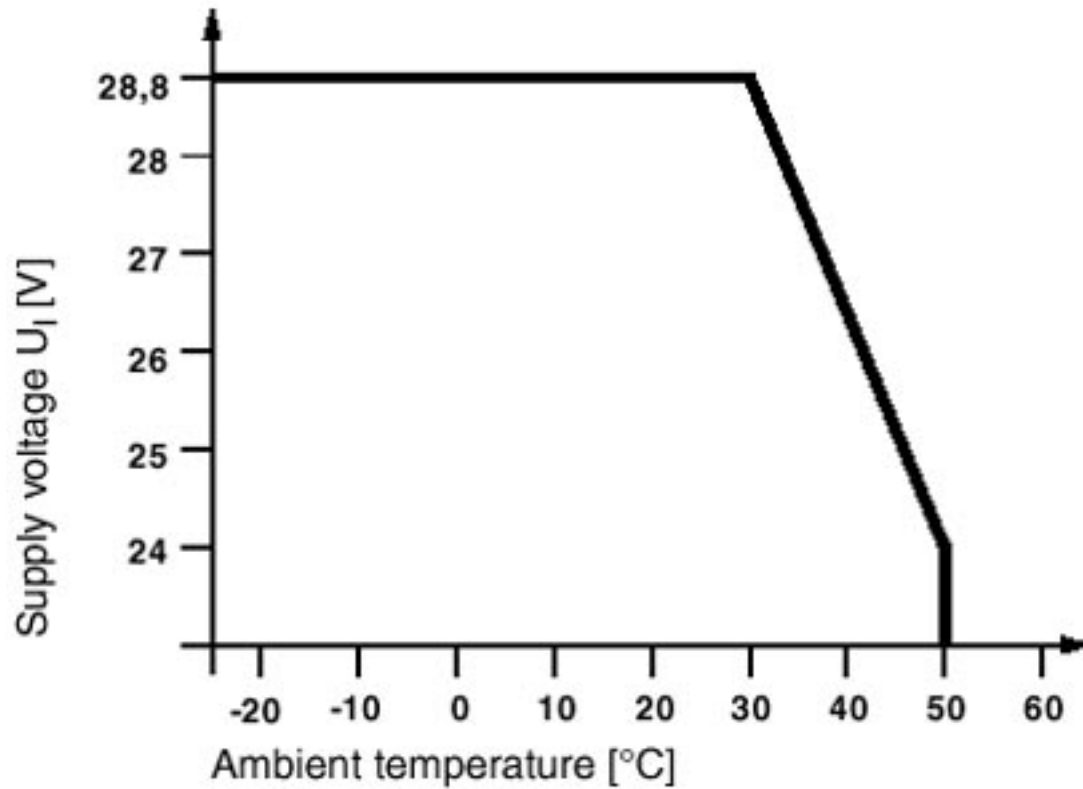
Application drawing



Limit switch

Electronic terminal block - EIK1-SVN-24P - 2940799

Diagram



Phoenix Contact 2016 © - all rights reserved
<http://www.phoenixcontact.com>

PHOENIX CONTACT GmbH & Co. KG
Flachsmarktstr. 8
32825 Blomberg
Germany
Tel. +49 5235 300
Fax +49 5235 3 41200
<http://www.phoenixcontact.com>



Below is a list of articles with direct links to our shop Electric Automation Network where you can see:

- Quote per purchase volume in real time.
- Online documentation and datasheets of all products.
- Estimated delivery time enquiry in real time.
- Logistics systems for the shipment of materials almost anywhere in the world.
- Purchasing management, order record and tracking of shipments.

To access the product, [click on the green button.](#)

Product	Code	Reference	Product link
Switching amplifier electronic terminal block, for inductive proximity sensors acc. to NAMUR, with light indicators for sensor signal and faults	2940799	EIK1-SVN-24P	Buy on EAN