



Automatización Eléctrica
Especialistas en Automatización

At the end of this document you will find links to products related to this catalog. You can go directly to our shop by clicking [HERE](#). [HERE](#)

Cable - CABLE-D-15SUB/M/OE/0,25/S/0,5M - 2926438

Please be informed that the data shown in this PDF Document is generated from our Online Catalog. Please find the complete data in the user's documentation. Our General Terms of Use for Downloads are valid (<http://phoenixcontact.com/download>)

Shielded cable with a 15-pos. D-SUB pin strip and one open end. The individual wires are labeled 1 to 15 and fitted with ferrules. The braided shield is routed to a separate cable end. Cable length: 0.5 m.



The figure shows the 25-pos. version

Why buy this product

- Individual wire marking: 1, 2, 3, 4, etc.
- Individual wires fitted with ferrules
- Connector according to IEC 60807-2/DIN 41652
- Screw connection: 2 UNC 4-40 screws
- 1:1 connection
- Open end at one end
- Shield connection: H05V-K 1 mm² cable, black, 0.5 m in length
- D-SUB socket or pin strip at one end

Key Commercial Data

Packing unit	1 STK
GTIN	 4 046356 546973

Technical data

General

Nominal voltage U _N	125 V AC/DC
Max. current carrying capacity per path	2 A
Max. conductor resistance	≤ 0.09 Ω/m
Length of cable	0.5 m
Single wire, cross section	0.25 mm ²
Single wire, cross section [AWG]	24
External diameter	9 mm
Shielding	yes
	Tinned copper-braided shield, approx. 85% covering
Insertion/withdrawal cycles	> 200

Environmental conditions

Cable - CABLE-D-15SUB/M/OE/0,25/S/0,5M - 2926438

Technical data

Environmental conditions

Ambient temperature (operation)	-20 °C ... 50 °C
Ambient temperature (storage/transport)	-20 °C ... 70 °C
Flame resistance	IEC 60332-1
	DIN VDE 0482 Part 332-1

Connector, module side

Connection method	D-SUB pin strip
Number of connections	1
Number of positions	15

Connector, controller side

Connection method	Open end
Number of positions	15

Standards and Regulations

Connection in acc. with standard	CUL
Flame resistance	IEC 60332-1
	DIN VDE 0482 Part 332-1

Classifications

eCl@ss

eCl@ss 4.0	27060306
eCl@ss 4.1	27060306
eCl@ss 5.0	27061801
eCl@ss 5.1	27061801
eCl@ss 6.0	27061801
eCl@ss 7.0	27061801
eCl@ss 8.0	27249205

ETIM

ETIM 2.0	EC000237
ETIM 3.0	EC000237
ETIM 4.0	EC000237
ETIM 5.0	EC000237

UNSPSC

UNSPSC 6.01	26121620
UNSPSC 7.0901	26121620
UNSPSC 11	26121620
UNSPSC 12.01	26121620
UNSPSC 13.2	26121620

Cable - CABLE-D-15SUB/M/OE/0,25/S/0,5M - 2926438

Approvals

Approvals


Approvals


UL Recognized / cUL Recognized / CSA / EAC / cULus Recognized

Ex Approvals

Approvals submitted


Approval details

UL Recognized 

cUL Recognized 

CSA 

EAC

cULus Recognized 

Phoenix Contact 2016 © - all rights reserved
<http://www.phoenixcontact.com>

PHOENIX CONTACT GmbH & Co. KG
Flachsmarktstr. 8
32825 Blomberg
Germany
Tel. +49 5235 300
Fax +49 5235 3 41200
<http://www.phoenixcontact.com>

Below is a list of articles with direct links to our shop Electric Automation Network where you can see:

- Quote per purchase volume in real time.
- Online documentation and datasheets of all products.
- Estimated delivery time enquiry in real time.
- Logistics systems for the shipment of materials almost anywhere in the world.
- Purchasing management, order record and tracking of shipments.

To access the product, [click on the green button.](#)

Product	Code	Reference	Product link
Shielded cable with a 15-pos. D-SUB pin strip and one open end. The individual wires are labeled 1 to 15 and fitted with ferrules. The braided shield is routed to a separate cable end. Cable length: 0.5 m.	2926438	CABLE-D-15SUB/M/OE/0,25/S/0,5M	Buy on EAN