



Automatización Eléctrica
Especialistas en Automatización

At the end of this document you will find links to products related to this catalog. You can go directly to our shop by clicking [HERE](#). [HERE](#)

Lightning arrester type 1 - FLT-SEC-P-T1-3S-350/25-FM - 2905421

Please be informed that the data shown in this PDF Document is generated from our Online Catalog. Please find the complete data in the user's documentation. Our General Terms of Use for Downloads are valid (<http://phoenixcontact.com/download>)



Plug-in lightning arrester, in accordance with Type 1/Class I, for 3-phase power supply networks, with separate N and PE (L1, L2, L3, PE, N).

Why buy this product

- Spark gap has no line follow current
- Free of leakage current, suitable for use in the pre-meter area
- High continuous voltage of 350 V AC for 230/400 V AC networks with high voltage fluctuations
- Pluggable
- Low voltage protection level of 1.5 kV
- Optical, mechanical status indicator
- With floating remote indication contact
- Plugs can be checked with CHECKMASTER 2



Key Commercial Data

Packing unit	1 STK
GTIN	 4 046356 950114

Technical data

Dimensions

Height	95.2 mm
Width	142.4 mm
Depth	74.5 mm
Horizontal pitch	8 Div.

Ambient conditions

Degree of protection	IP20 (only when all terminal points are used)
Ambient temperature (operation)	-40 °C ... 80 °C
Ambient temperature (storage/transport)	-40 °C ... 80 °C

Lightning arrester type 1 - FLT-SEC-P-T1-3S-350/25-FM - 2905421

Technical data

Ambient conditions

Altitude	≤ 2000 m (amsl (above mean sea level))
Permissible humidity (operation)	5 % ... 95 %
Shock (operation)	30g (half sinus / 11 ms / 3x ±X, ±Y, ±Z)
Vibration (operation)	5g (5 - 500 Hz/2.5 h/X, Y, Z)

General

Standards/specifications	IEC 61643-11 2011
	EN 61643-11 2012
IEC test classification	I / II
	T1 / T2
	T1
	I
EN type	T1 / T2
	T1
IEC power supply system	TN-S
	TT
Number of ports	One
SPD design	Voltage-switching type
Mode of protection	L-N
	L-PE
	N-PE
Mounting type	DIN rail: 35 mm
Color	light grey RAL 7035
	traffic grey A RAL 7042
Housing material	PA 6.6-FR 20% GF
	PBT-FR
Degree of pollution	2
Flammability rating according to UL 94	V-0
Type	DIN rail module, two-section, divisible
Number of positions	4
Surge protection fault message	Optical, remote indicator contact

Protective circuit

Nominal voltage U_N	240/415 V AC (TN-S)
	240/415 V AC (TT)
Nominal frequency f_N	50 Hz (60 Hz)
Maximum continuous operating voltage U_C (L-N)	350 V AC
Maximum continuous voltage U_C (N-PE)	350 V AC
Rated load current I_L	125 A (< 55 °C)
Residual current I_{PE}	≤ 0.01 mA
Nominal discharge current I_n (8/20) μ s (L-N)	25 kA

Lightning arrester type 1 - FLT-SEC-P-T1-3S-350/25-FM - 2905421

Technical data

Protective circuit

Nominal discharge current I_n (8/20) μs (L-PE)	25 kA
Nominal discharge current I_n (8/20) μs (N-PE)	100 kA
Maximum discharge current I_{max} (8/20) μs (L-N)	50 kA
Maximum discharge current I_{max} (8/20) μs (L-PE)	50 kA
Impulse discharge current (10/350) μs (L-N), charge	12.5 As
Impulse discharge current (10/350) μs (L-N), specific energy	160 kJ/ Ω
Impulse discharge current (10/350) μs (L-N), peak current value I_{imp}	25 kA
Impulse discharge current (10/350) μs (L-PE), charge	12.5 As
Impulse discharge current (10/350) μs (L-PE), specific energy	160 kJ/ Ω
Impulse discharge current (10/350) μs (L-PE), peak current value I_{imp}	25 kA
Impulse discharge current (10/350) μs (N-PE), charge	50 As
Impulse discharge current (10/350) μs (N-PE), specific energy	2500 kJ/ Ω
Impulse discharge current (10/350) μs (N-PE), peak current value I_{imp}	100 kA
Total discharge current I_{Total} (10/350) μs	100 kA
Follow current interrupt rating I_{fi} (L-N)	50 kA
Follow current interrupt rating I_{fi} (N-PE)	100 A
Short-circuit current rating I_{SCCR}	50 kA
Voltage protection level U_p (L-N)	≤ 1.5 kV
Voltage protection level U_p (L-PE)	≤ 2.5 kV
Voltage protection level U_p (N-PE)	≤ 1.5 kV
Residual voltage U_{res} (L-N)	≤ 1.5 kV (at I_n)
Residual voltage U_{res} (L-PE)	≤ 2.5 kV (at I_n)
Residual voltage U_{res} (N-PE)	≤ 1.5 kV (at I_n)
Front of wave sparkover voltage at 6 kV (1.2/50) μs (L-N)	≤ 1.5 kV
Front of wave sparkover voltage at 6 kV (1.2/50) μs (L-PE)	≤ 2.5 kV
Front of wave sparkover voltage at 6 kV (1.2/50) μs (N-PE)	≤ 1.5 kV
TOV behavior at U_T (L-N)	415 V AC (5 s / withstand mode) 457 V AC (120 min / withstand mode)
TOV behavior at U_T (N-PE)	1200 V AC (200 ms / withstand mode)
Response time t_A (L-N)	≤ 100 ns
Response time t_A (N-PE)	≤ 100 ns
Max. backup fuse with branch wiring	315 A (gG)
Max. backup fuse with V-type through wiring	125 A (gG)

Additional technical data

Follow current quenching capacity I_{fi} (L-N)	100 kA (264 V AC)
Short-circuit current rating I_{SCCR}	100 kA (264 V AC)

Indicator/remote signaling

Connection name	Remote fault indicator contact
Switching function	PDT contact

Lightning arrester type 1 - FLT-SEC-P-T1-3S-350/25-FM - 2905421

Technical data

Indicator/remote signaling

Operating voltage	12 V AC ... 250 V AC
	125 V DC (200 mA DC)
Operating current	10 mA AC ... 1 A
	1 A (30 V DC)
Connection method	Plug-in/screw connection via COMBICON
Screw thread	M2
Tightening torque	0.25 Nm
Stripping length	7 mm
Conductor cross section flexible min.	0.14 mm ²
Conductor cross section flexible max.	1.5 mm ²
Conductor cross section solid min.	0.14 mm ²
Conductor cross section solid max.	1.5 mm ²
Conductor cross section AWG	28 ... 16

Connection data

Connection method	Screw terminal blocks
Conductor cross section flexible min.	2.5 mm ²
Conductor cross section flexible max.	25 mm ²
Conductor cross section solid min.	2.5 mm ²
Conductor cross section solid max.	35 mm ²
Conductor cross section AWG	13 ... 2
Screw thread	M5
Tightening torque	4.5 Nm
Stripping length	18 mm

UL specifications

SPD Type	4CA
Maximum continuous operating voltage MCOV (L-L)	528 V AC
Maximum continuous operating voltage MCOV (L-N)	264 V AC
Maximum continuous operating voltage MCOV (L-G)	528 V AC
Maximum continuous operating voltage MCOV (N-G)	264 V AC
Nom. voltage	240/415 V AC
Mode of protection	L-L
	L-N
	L-G
	N-G
Power distribution system	3Y
Nominal frequency	50/60 Hz
Measured limiting voltage MLV (L-L)	2450 V
Measured limiting voltage MLV (L-N)	1350 V
Measured limiting voltage MLV (L-G)	1570 V
Measured limiting voltage MLV (N-G)	1080 V

Lightning arrester type 1 - FLT-SEC-P-T1-3S-350/25-FM - 2905421

Technical data

UL specifications

Nominal discharge current I_n (L-L)	20 kA
Nominal discharge current I_n (L-N)	20 kA
Nominal discharge current I_n (L-G)	20 kA
Nominal discharge current I_n (N-G)	20 kA
Follow current (L-N)	10 kA (264 V AC)
Follow current (N-G)	200 A (264 V AC)

UL indicator/remote signaling

Operating voltage	125 V AC
Operating current	1 A
Tightening torque	4 lb _F -in.
Conductor cross section AWG	30 ... 14

UL connection data

Conductor cross section AWG	12 ... 2
Tightening torque	40 lb _F -in.

Classifications

eCl@ss

eCl@ss 5.1	27130801
eCl@ss 6.0	27130808
eCl@ss 8.0	27130802
eCl@ss 9.0	27130802

ETIM

ETIM 4.0	EC000381
ETIM 5.0	EC000381

Approvals

Approvals

Approvals

UL Recognized / KEMA-KEUR / cUL Recognized / CCA / IECCEB Scheme / GL / EAC / cULus Recognized

Ex Approvals

Approvals submitted

Lightning arrester type 1 - FLT-SEC-P-T1-3S-350/25-FM - 2905421

Approvals

Approval details

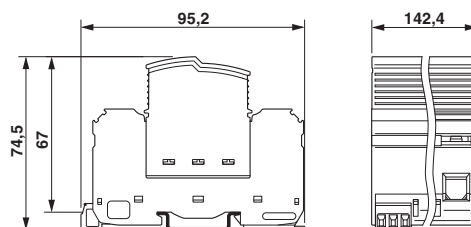
UL Recognized
KEMA-KEUR
cUL Recognized
CCA
IECEE CB Scheme
GL
EAC
cULus Recognized

Drawings

Pictogram

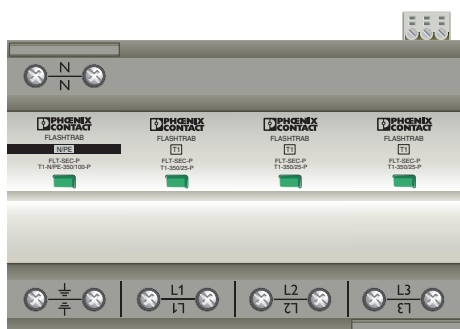


Dimensional drawing

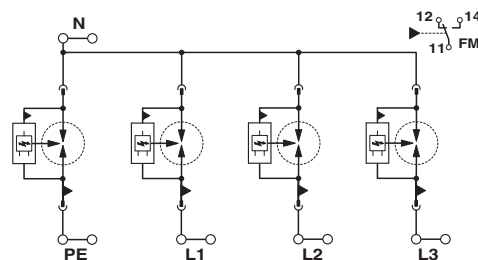


Lightning arrester type 1 - FLT-SEC-P-T1-3S-350/25-FM - 2905421

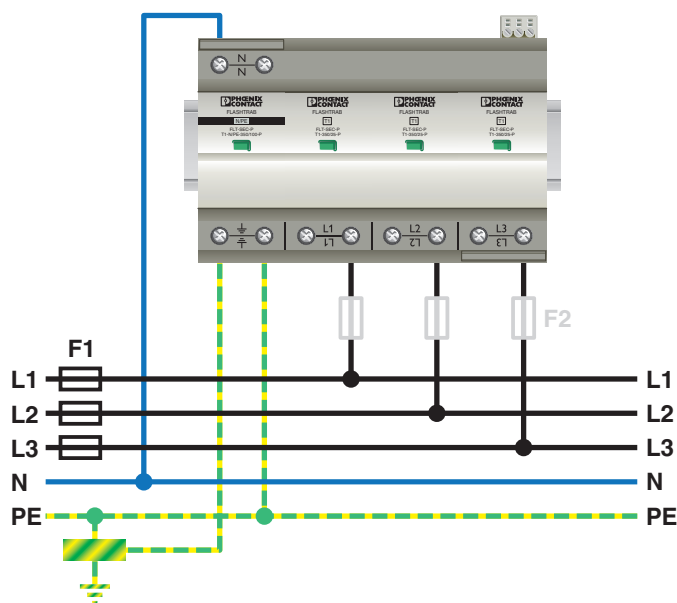
Product drawing



Circuit diagram



Application drawing





Below is a list of articles with direct links to our shop Electric Automation Network where you can see:

- Quote per purchase volume in real time.
- Online documentation and datasheets of all products.
- Estimated delivery time enquiry in real time.
- Logistics systems for the shipment of materials almost anywhere in the world.
- Purchasing management, order record and tracking of shipments.

To access the product, [click on the green button.](#)

Product	Code	Reference	Product link
Plug-in lightning arrester, in accordance with Type 1/ Class I, for 3-phase power supply networks, with separate N and PE (L1, L2, L3, PE, N).	2905421	FLT-SEC-P-T1-3S-350/25-FM	Buy on EAN