



**Automatización Eléctrica**  
Especialistas en Automatización

At the end of this document you will find links to products related to this catalog. You can go directly to our shop by clicking [HERE](#). [HERE](#)

# Hybrid motor starter - ELR H5-I-SC/500AC-3-IFS - 2905159

Please be informed that the data shown in this PDF Document is generated from our Online Catalog. Please find the complete data in the user's documentation. Our General Terms of Use for Downloads are valid (<http://phoenixcontact.com/download>)



Networkable hybrid motor starter for reversing 3~ AC motors up to 500 V AC, output current: 3 A, adjustable overload shutdown, and screw connection, DIN rail connector provided.

Figure shows the 9 A version with push-in connection

## Key Commercial Data

Packing unit	1 STK
GTIN	 4 046356 920131

## Technical data

### Dimensions

Width	22.5 mm
Height	99 mm
Depth	114.5 mm

### Ambient conditions

Ambient temperature (operation)	-5 °C ... 60 °C (observe derating)
Ambient temperature (storage/transport)	-40 °C ... 80 °C
Degree of protection	IP20

### Device supply

Rated control circuit supply voltage $U_s$	24 V DC
Control supply voltage range	19.2 V DC ... 30 V DC
Rated control supply current $I_s$	60 mA
Protective circuit	Protection against polarity reversal Parallel polarity protection diode
	Surge protection

### Output data load output

Output name	AC output
Rated operating voltage $U_e$	500 V AC
Operating voltage range	42 V AC ... 550 V AC
Mains frequency	50 Hz
	60 Hz

# Hybrid motor starter - ELR H5-I-SC/500AC-3-IFS - 2905159

## Technical data

### Output data load output

Load current range	180 mA ... 3 A (see to derating)
Trigger characteristic in acc. with IEC 60947	Class 10
Cooling time	20 min. (for auto reset)
Rated operating current at AC-51	3 A
Rated operating current at AC-53a	3 A
Leakage current	0 mA
Protective circuit	Surge protection Varistor

### Overspeed tripping

Operate threshold	> 33 A
Response time	< 0.5 s

### General

Switching frequency	≤ 2 Hz (Load-dependent)
Mounting position	vertical (horizontal DIN rail, motor output below)
Assembly instructions	alignable, for spacing see derating
Operating mode	100% operating factor
Maximum power dissipation	4.1 W
Minimum power dissipation	0.88 W
Operating voltage display	Green LED
Status display	Yellow LED
Indication	Red LED

### Connection data, input side

Connection name	Control circuits
Connection method	Screw connection
Stripping length	8 mm
Screw thread	M3
Conductor cross section solid	0.2 mm <sup>2</sup> ... 2.5 mm <sup>2</sup>
Conductor cross section flexible	0.2 mm <sup>2</sup> ... 2.5 mm <sup>2</sup>
Conductor cross section AWG	24 ... 14
Torque	0.5 Nm ... 0.6 Nm (5-7 lbs-in)

### Connection data, output side

Connection name	Load circuit
Connection method	Screw connection
Stripping length	8 mm
Screw thread	M3
Conductor cross section solid	0.2 mm <sup>2</sup> ... 2.5 mm <sup>2</sup>
Conductor cross section flexible	0.2 mm <sup>2</sup> ... 2.5 mm <sup>2</sup>
Conductor cross section AWG	24 ... 14
Torque	0.5 Nm ... 0.6 Nm (5-7 lbs-in)

# Hybrid motor starter - ELR H5-I-SC/500AC-3-IFS - 2905159

## Technical data

### Standards/regulations

Designation	Standards/regulations
Standards/regulations	IEC 60947-1
	EN 60947-4-2

### Insulation characteristics

Rated insulation voltage	550 V
Rated surge voltage	6 kV
Overvoltage category	III
Degree of pollution	2
Designation	Insulation characteristics between the control input and control supply voltage, and auxiliary circuit to the main circuit
Insulation	Safe isolation (IEC 60947-1)
Designation	Isolation characteristics between the control input and control supply voltage to auxiliary circuit
Insulation	Safe isolation (IEC 60947-1) in the auxiliary circuit $\leq$ 300 V AC
	Safe isolation (EN 50178) in the auxiliary circuit $\leq$ 300 V AC

### UL data

SCCR	100 kA (480 V AC (fuse: 30 A class CC/30 A class J (high fault)))
	5 kA (480 V AC (fuse: 20 A RK5 (standard fault)))
FLA	3 A (480 V AC)
Group installation	20 A (class RK5, SCCR 5kA (480 V AC), #24 - 14 AWG max. solid and stranded)
	30 A (class CC or J, SCCR 100kA (480 V AC), #24 - 14 AWG max, solid and stranded)
Category code	NLDX / NRNT
Horsepower ratings	0.5 hp (120 V AC / 208 V AC)
	1.5 hp (277 V AC / 480 V AC)

### Standards and Regulations

Designation	Standards/regulations
Standards/regulations	IEC 60947-1
	EN 60947-4-2

## Classifications

### eCl@ss

eCl@ss 5.1	27371601
eCl@ss 6.0	27371601
eCl@ss 8.0	27370905

### ETIM

ETIM 5.0	EC002055
----------	----------

# Hybrid motor starter - ELR H5-I-SC/500AC-3-IFS - 2905159

## Approvals

### Approvals

---

#### Approvals

UL Listed / UL Listed / cUL Listed / cUL Listed / cULus Listed

---

#### Ex Approvals


---

#### Approvals submitted

---

### Approval details

UL Listed 

UL Listed 

cUL Listed 

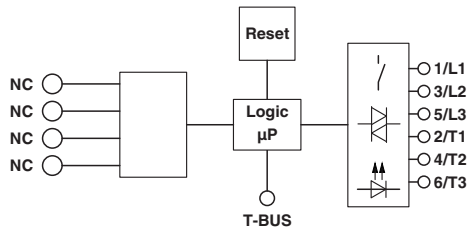
cUL Listed 

cULus Listed 

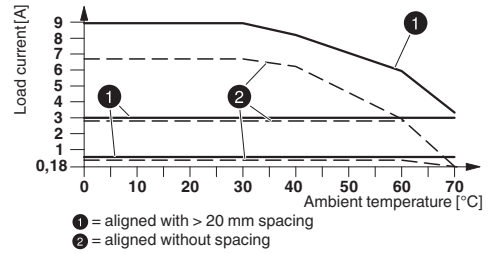
## Drawings

# Hybrid motor starter - ELR H5-I-SC/500AC-3-IFS - 2905159

Block diagram



Diagram



Derating diagram

Phoenix Contact 2016 © - all rights reserved  
<http://www.phoenixcontact.com>

PHOENIX CONTACT GmbH & Co. KG  
Flachsmarktstr. 8  
32825 Blomberg  
Germany  
Tel. +49 5235 300  
Fax +49 5235 3 41200  
<http://www.phoenixcontact.com>



Below is a list of articles with direct links to our shop Electric Automation Network where you can see:

- Quote per purchase volume in real time.
- Online documentation and datasheets of all products.
- Estimated delivery time enquiry in real time.
- Logistics systems for the shipment of materials almost anywhere in the world.
- Purchasing management, order record and tracking of shipments.

To access the product, [click on the green button.](#)

Product	Code	Reference	Product link
Networkable hybrid motor starter for reversing 3~ AC motors up to 550 V AC, output current: 3 A, adjustable overload shutdown, and screw connection, DIN rail connector provided.	2905159	ELR H5-I-SC/500AC-3-IFS	<a href="#">Buy on EAN</a>