



Automatización Eléctrica
Especialistas en Automatización

At the end of this document you will find links to products related to this catalog. You can go directly to our shop by clicking [HERE](#). [HERE](#)

Front adapters - VIP-PA-PWR/4X10COMBI/ 0,5M/S7 - 2904702

Please be informed that the data shown in this PDF Document is generated from our Online Catalog. Please find the complete data in the user's documentation. Our General Terms of Use for Downloads are valid (<http://phoenixcontact.com/download>)



VIP power cabling, universal front adapter for connecting all common 40-pos. SIMATIC S7-300 I/O modules, via four cables each with a 10-pos. COMBI connector, pitch: 5.2 mm, cable length: 0.5 m

Key Commercial Data

Packing unit	1 STK
GTIN	 4 046356 882125

Technical data

Ambient conditions

Ambient temperature (operation)	-20 °C ... 60 °C
Ambient temperature (storage/transport)	-20 °C ... 80 °C

General

Nominal voltage U_N	≤ 250 V AC/DC
Max. permissible current	6 A (per single wire at 40°C) 4 A (per single wire at 60°C)
Max. permissible total current	20 A (per cable at 40 °C) 16 A (per cable at 60°C)
Mounting position	any
Nominal operating mode	100% operating factor
Degree of protection	IP20
Standards/regulations	DIN EN 50178 IEC 60664 IEC 62103
Rated surge voltage	basic insulation
Degree of pollution	2
Overvoltage category	III

Connection data 1

Connection name	Controller level
Connection method	Can be plugged onto 40-pin I/O Modules

Connection data 2

Front adapters - VIP-PA-PWR/4X10COMBI/ 0,5M/S7 - 2904702

Technical data

Connection data 2

Connection name	Field level
Connection method	COMBICON connectors
Number of connections	4
Number of positions	10

Cable

Individual wires per module	16
Single wire, material	Cu uninsulated
Single wire, cross section	0.5 mm ²
External diameter	9 mm
Length of cable	0.5 m
Max. conductor resistance	≤ 39 Ω/km

Supported controller

Controller	SIEMENS S7-300 / ET 200 M
- suitable I/O card	6ES7 321-1BL00-0AA0
	6ES7 321-1EL00-0AA0
	6ES7 321-1CH00-0AA0
	6ES7 321-1FF10-0AA0
	6ES7 322-1BL00-0AA0
	6ES7 322-8BH10-0AB0
	6ES7 322-5GH00-0AB0
	6ES7 322-5FF00-0AB0
	6ES7 322-5HF00-0AB0
	6ES7 322-1HF10-0AA0
	6ES7 323-1BL00-0AA0
	6ES7 331-7NF00-0AB0
	6ES7 331-7NF10-0AB0
	6ES7 331-1KF02-0AB0
	6ES7 331-7PF01-0AB0
	6ES7 331-7PF11-0AB0
	6ES7 331-7PE10-0AB0
	6ES7 332-5HF00-0AB0
	6ES7 326-1BK02-0AB0
	6ES7 326-1RF00-0AB0
	6ES7 326-2BF41-0AB0
	6ES7 326-2BF01-0AB0
	6ES7 326-2BF10-0AB0
	6ES7 336-1HE00-0AB0

Standards and Regulations

Connection in acc. with standard	CUL
----------------------------------	-----

Front adapters - VIP-PA-PWR/4X10COMBI/ 0,5M/S7 - 2904702

Technical data

Standards and Regulations

Standards/regulations	DIN EN 50178
	IEC 60664
	IEC 62103
Rated insulation voltage	260 V AC/DC
Degree of pollution	2
Overvoltage category	III

Classifications

eCl@ss

eCl@ss 4.0	27060306
eCl@ss 4.1	27060306
eCl@ss 5.0	27061801
eCl@ss 5.1	27061801
eCl@ss 6.0	27061801
eCl@ss 7.0	27061801
eCl@ss 8.0	27249205

ETIM

ETIM 4.0	EC000237
ETIM 5.0	EC000237

UNSPSC

UNSPSC 6.01	26121620
UNSPSC 7.0901	26121620
UNSPSC 11	26121620
UNSPSC 12.01	26121620
UNSPSC 13.2	26121620

Approvals

Approvals

Approvals

UL Recognized / cUL Recognized / CSA / cULus Recognized


Ex Approvals


Approvals submitted

Front adapters - VIP-PA-PWR/4X10COMBI/ 0,5M/S7 - 2904702


Approvals

Approval details

UL Recognized 

cUL Recognized 

CSA 

cULus Recognized 

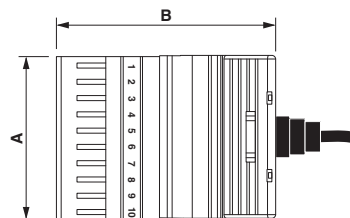
Drawings

Front adapters - VIP-PA-PWR/4X10COMBI/ 0,5M/S7 - 2904702

Connection diagram

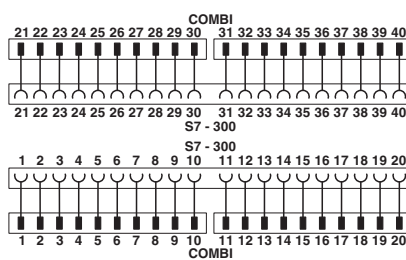
Pin S7-300	Wire color	PIN COMBI	
1	white	1	Plug 1
2	brown	2	
3	green	3	
4	yellow	4	
5	gray	5	
6	pink	6	
7	blue	7	
8	red	8	
9	black	9	
10	violet	10	
11	white	11	Plug 2
12	brown	12	
13	green	13	
14	yellow	14	
15	gray	15	
16	pink	16	
17	blue	17	
18	red	18	
19	black	19	
20	violet	20	
21	white	21	Plug 3
22	brown	22	
23	green	23	
24	yellow	24	
25	gray	25	
26	pink	26	
27	blue	27	
28	red	28	
29	black	29	
30	violet	30	
31	white	31	Plug 4
32	brown	32	
33	green	33	
34	yellow	34	
35	gray	35	
36	pink	36	
37	blue	37	
38	red	38	
39	black	39	
40	violet	40	

Dimensional drawing



	A	B
...4X10COMBI...	52	70
...2X10COMBI...		
...4X10 PT...	35	62
...2X10 PT...		

Circuit diagram





Below is a list of articles with direct links to our shop Electric Automation Network where you can see:

- Quote per purchase volume in real time.
- Online documentation and datasheets of all products.
- Estimated delivery time enquiry in real time.
- Logistics systems for the shipment of materials almost anywhere in the world.
- Purchasing management, order record and tracking of shipments.

To access the product, [click on the green button.](#)

Product	Code	Reference	Product link
VIP power cabling, universal front adapter for connecting all common 40-pos. SIMATIC S7-300 I/O modules, via four cables each with a 10-pos. COMBI connector, pitch: 5.2 mm, cable length: 0.5 m	2904702	VIP-PA-PWR/4X10COMBI/0,5M/S7	Buy on EAN